



DESIGN • CREATE • RESTORE



• **HARDWARE AND ELECTRICAL** •

Guaranteed Quality Lamp Parts Since 1954

www.bplampsupply.com • 800.822.3450

General Ordering Information & Policies

INFORMATION FOR ORDERING

- ALL SALES ARE WHOLESALE ONLY
- LAMP OR FIXTURE MANUFACTURES, PLEASE CALL JIM @ 1-800-822-3450
- PRICES ARE SUBJECT TO CHANGE WITHOUT NOTICE. FOR COMPLETE UP-TO-DATE PRICING, PLEASE VISIT: www.bplampsupply.com
- FOR COMPLETE ORDERING INFORMATION AND POLICIES, VISIT: www.bplampsupply.com/shipping.php

BEST VALUE GUARANTEE:

While we often have the lowest price on a product, our goal is to offer you the best value. Factors such as product design, weight, material, color, proper fit and pricing all come together for the overall value of the product. Don't be fooled by cheaper prices and cheaper quality. Regardless of where you currently buy, you owe it to yourself to compare the pricing and quality of our lamp parts to the competition. You have our money-back guarantee if not satisfied.

MINIMUM ORDERS:

All minimum orders are \$25.00. All orders under the \$25.00 minimum will be assessed a \$15.00 additional charge to cover the expense of packing and handling. Single Fabric Shade Charge: 14" diameter or larger add \$3.75

ASSORTMENTS:

We want to help you save money! Please pay special attention to the assortment information on each price list page. All numbers enclosed within the same bracket may be assorted for the quantity price reduction. Numbers from one bracket may not be assorted with numbers from another bracket except where noted.

PRE-PRICING DATA CARDS

Available For Fabric Shades Only - Pre-pricing data cards are available on orders of \$1500.00 and up.

FREIGHT ALLOWANCE POLICY

WE NOW HAVE 2 STANDARD FRIEIGHT PROMOTIONS

1.) 5% Freight Allowance. Your single shipment with an invoice total of \$500.00 or more entitles you to a 5% freight allowance discount, which will be itemized & deducted from your merchandise total.

2.) \$1500.00 or more will be Shipped Free. Your single shipment with an invoice total of \$1500.00 or more Will Be Shipped Free!

Freight allowance and Free Prepaid Shipping applies only to merchandise on hand at the time of shipment and invoices paid within 30 days from the date of the invoice. The 5% freight allowance may not be applied to free freight paid shipments. Special Value Items, Close-out Items, Whale Sale, and Net (distributor) items may not be included in the \$500.00 invoice total for freight allowance or the \$1500.00 pre-paid freight invoice total. B & P Lamp reserves the right to choose the method of shipping on orders that qualify for free pre-paid shipping. Customers will be responsible for any special carrier handling charges which may include inside delivery fees, residential delivery fees, lift gate services, re-delivery fees, etc. C.O.D shipments and large shipments of chimney glass may be disqualified from our free paid freight policy. This freight policy applies only to shipments within the Continental USA.

We ship orders on a first-come, first-served basis and make every effort to ship your order as soon as possible. Most orders are shipped within 2-3 days after their receipt.

In addition to our Standard Freight Promotions, we offer various Seasonal Freight Promotions throughout the year. You may receive notice of these promotions by mail, enclosed with Special Values Sales or catalog mailings. Our Seasonal Freight Promotions superscedes Standard Freight Promotions. Please see our Freight Al-

lowance Policy at BPLAMPSSUPPLY.com for a detailed description of our Freight Promotion currently in effect.

FREIGHT RECOMMENDATIONS & CHARGES

All orders are shipped by your preferred method. If no specific is provided we will use the best value shipping option for your order. Most orders will ship via ground service unless we are instructed by you to use expedited services. We charge customers the carrier's published shipping rate for the weight and zone of the order. This amount is not exactly known until the order is packed. We can provide quotes for shipping as needed.

For all large orders of glass lampshades, lamp chimneys, or fabric lampshades we highly recommend Motor Freight (truck) shipping. We carefully prepare all motor freight shipments by first boxing, then "stretch-wrapping" all cartons to a wooden skid. The chances for breakage of glass items is greatly reduced using this method. Also, motor freight will save you on freight charges, in most instances, when shipping a large order of fabric shades.

If you are unsure about the method of shipping you need for your order, please call us with an estimation of your items and quantities and we will gladly advise you on the best shipping options.

When paying by check please add 25% estimated shipping to the merchandise total. Any difference in commercial charges will be credited or charged to your account.

SPECIAL CHARGES:

Due to factors beyond our control, special charges apply to certain shipments and/or items. 1) Because UPS and FedEx Ground honor fewer than 50% of our claims, we must charge a handling fee of \$1.25 per carton. 2) Due to the structural sensitivity of 14"-diameter and larger shades, they must be repacked and heavily padded prior to shipment. On orders shipped by UPS or FedEx Ground, we must charge a \$3.25 per order (\$10.00 max. per shipment) packing charge on 14"-24"-diameter glass and fabric shades. An additional charge per carton will be included in our shipping charges for packing materials which are not included in the cost of our products.

BACKORDERS, REORDERS & DISCONTINUED ITEMS:

Any items not shipped with your order will automatically be placed on backorder (BO) to be shipped as soon as possible (provided the item meets a \$30.00 minimum). If you do not want backorders, notify us and your request will be permanently noted on your file.

In addition, if we are unable to ship your backorder (BO) within 60 days from the date of your invoice, your BO will be canceled. Also, you may cancel your backorder at any time prior to shipping.

Please remember that we cannot accept open orders for items that are not in stock when you place your order. Also, we cannot place an item on backorder if none of the items on your purchase order are in stock at the time of your order. If, for instance, you are placing an order and none of the items that you want are available (i.e. 3 items ordered and 3 items out-of-stock), your order will be canceled.

Reordered items (RO) must be ordered again. Discontinued (Disc) items are no longer available.

CREDIT & PAYMENT POLICIES

TERMS:

1% 10 days - net 30 days. There is a 1.5% charge per month on delinquent accounts. Credit will be cancelled on accounts 60 days past due. A check for the full order amount must accompany orders from new accounts until credit is established, unless C.O.D. or a credit card is specified.

CHARGE ACCOUNTS:

We will gladly ship on open-charge account to customers with acceptable credit references. To establish credit, submit two business references and the name of your bank. Please send complete addresses.

CREDIT CARDS:

If you have not established credit with B & P Lamp you may use a MasterCard, VISA or Discover credit card. Carefully include your credit card number, expiration date, the C.I.D. number (last 3 numbers on

back of card above your signature), and the cardholder's name and credit card billing address.

C.O.D. ORDERS:

For established accounts there is no deposit for C.O.D. orders. For NEW ACCOUNTS, a deposit of 25% must accompany your C.O.D. order.

RETURNED CHECKS:

Any check returned for non-payment will be subject to a \$30.00 service charge. Once a check has been returned, we may no longer accept checks from that individual or business.

DAMAGE CLAIMS

All shipments are carefully packed by our experienced professional packers in accordance with existing requirements and practices. We are sincerely interested in keeping breakage to a minimum to reduce inconvenience to our customers and to our own administrative staff. Nevertheless, breakage will occur and we cannot accept responsibility after we have received the carrier's receipt for merchandise received in good order.

Should damage occur in transit, DO NOT REFUSE TO ACCEPT THE SHIPMENT as this will cause unnecessary delays and added expense.

Please file damage claims immediately as they will not be accepted after 15 days.

UPS & FEDEX GROUND CLAIMS:

If merchandise is received damaged, obtain the delivering carrier's notation of damage and notify us immediately. We will assist you in every possible way in collecting your claims for loss or damage.

Hold all merchandise and packing material in the original carton for inspection and recall, otherwise your claim cannot be paid.

PARCEL POST CLAIMS:

If merchandise is received damaged, obtain the delivering carrier's notation of damage and notify your local postmaster immediately.

MOTOR FREIGHT CLAIMS:

If merchandise is received damaged, obtain the delivering carrier's notation of damage and notify your Motor Freight carrier immediately. Hold all merchandise and packing materials in the original carton until your claim is paid.

RETURNED MERCHANDISE

AUTHORIZATION:

Merchandise ordered in error or that is defective may be returned with our authorization. To receive authorization for return, please call 800-822-3450 and have your invoice ready, as well as an itemized list of goods to be returned, and the reason for their return. No returns will be accepted after 30 days. Please notify us as soon as possible regarding shortages or an incorrect shipment.

RESTOCKING CHARGES:

We are always anxious to correct mistakes we make without incurring expense to you, however, merchandise ordered in error should be returned freight prepaid and there will be a 20% handling charge. We guarantee every item as to quality and construction. Adjustments to your satisfaction will be made on any item found to be defective. All wired lamps and electrical fixtures are assembled with U.L.-approved material; however, most individual fixtures are not U.L.-approved. Some individual table lamps are U.L.-approved and the approval will be stated in the product's description.

THE B & P GUARANTEE:

We guarantee every item as to quality and construction. Adjustments to your satisfaction will be made on any item found to be defective. All wired lamps and electrical fixtures are assembled with U.L.-approved material; however, most individual fixtures are not U.L.-approved. Some individual table lamps are U.L.-approved and the approval will be stated in the product's description.



October 1, 2020

Dear Valued Customer,

ELEPHANT IN THE ROOM – It has been a difficult year for everyone. Even so, we are still here and very thankfully glad that YOU are here too. Throughout these difficulties, we have learned that America is a strong nation with a very resilient economy, and we have learned to be confident. Congratulations on fortitude, and we wish you and your family all the best in the years ahead.

ABOUT OUR NEW CATALOG: B&P's goal is to become the best lamp parts supplier in your toolbox. We have re-focused our new Hardware and Electrical Catalog to provide you with the best products, best prices and best services. To help you navigate easily, we suggest using the Pictorial Contents pages found at the beginning of the catalog. You will find hundreds of key products to create modern, minimal and industrial fixtures, as well as our cornerstone restoration products. Please shop to compare and you will find great prices.

IN ADDITION TO A FRESH NEW CATALOG, we want to give you something else that is good; something on which you can rely: **\$15 FLAT RATE SHIPPING.** Place any order that ships to a continental U.S. address, and totals \$200.00 or more, and your total shipping cost will be a single Flat Rate of \$15.00 (see enclosed coupon for complete details - offer expires Dec. 31, 2020). As usual, you may also place any shipped order totaling \$1500.00 - and shipping is absolutely free.

Thank you sincerely for being our customer.

All the best,

Barry Barnes, Vice-President

Contents

<p>Sockets: Medium Base Metal Shell</p>  <p>Pg 1-13</p>	<p>Sockets: Medium Base Interiors, Caps, Shells, Paper & Knobs</p>  <p>Pg 14 -19</p>	<p>Sockets: Medium Base Metal Shell Clusters & "S" Type</p>  <p>Pg 20 - 22</p>	<p>Sockets: Medium Base Phenolic & Parts</p>  <p>Pg 23 - 26</p>	<p>Sockets: Medium & Mogul Base Porcelain</p>  <p>Pg 26 - 33</p>
<p>Sockets: Candelabra Base</p>  <p>Pg 34 - 37</p>	<p>Socket Adaptors & Bead Chain Accessories</p>  <p>Pg 38</p>	<p>Sockets: Halogen, LED, G9</p>  <p>Pg 39 - 40</p>	<p>Plugs: For Lamp Cord</p>  <p>Pg 41 - 42</p>	<p>Switches, Dimmers & Controls</p>  <p>Pg 43 - 48</p>
<p>Cord: Spool & Cord Sets, Bushings, Ground Wire & Connectors</p>  <p>Pg 49 - 62</p>	<p>Crossbars, Hickeys & Flanges</p>  <p>Pg 63 - 64</p>	<p>Screws & Caps</p>  <p>Pg 65 - 66</p>	<p>Nuts & Washers</p>  <p>Pg 67 - 69</p>	<p>Check Rings: Seating Rings, Check Plates, Vase Caps</p>  <p>Pg 70 - 73</p>
<p>Necks, Spindles & Spacers</p>  <p>Pg 74 - 77</p>	<p>Harps, Shade Adaptors & Diffusers</p>  <p>Pg 78 - 81</p>	<p>Risers & Spacers</p>  <p>Pg 82</p>	<p>Finials: 1/8 & 1/4-27F Balls, Knobs & Caps</p>  <p>Pg 83 - 98</p>	<p>Bushings, Nozzles & Reducers</p>  <p>Pg 99 - 101, 114 -117</p>
<p>Nipples, Threaded Pipe, Pipe Caps, Slip Rings</p>  <p>Pg 102 - 106</p>	<p>Arms: Bent & Cast</p>  <p>Pg 107 - 110</p>	<p>Balls, Half Balls</p>  <p>Pg 111</p>	<p>Couplings & Cord Grip Bushings</p>  <p>Pg 59 - 62, 112 -114</p>	<p>Arm Ends, Caps, Arm Backs, Elbows</p>  <p>Pg 117 - 123</p>

Contents

<p>Bodies: Cluster Bodies & Lamp Bodies, Plugs & Caps</p>	<p>Swivels, Swing Units, Hang Straights</p>	<p>Loops, Screw Collar Loops, Hooks</p>	<p>Chain, Chain Links & S-Hooks</p>	<p>Candle Cups, Bobesche & Husks</p>
				
<p>Pg 124 - 130</p>	<p>Pg 131 - 136</p>	<p>Pg 137 - 143</p>	<p>Pg 144 - 152</p>	<p>Pg 153 - 155</p>
<p>Candle Covers, Candle Sleeves</p>	<p>Bulbs: Light Bulbs</p>	<p>Covers: Socket Cover, Socket Cups</p>	<p>Holder: Glass and Chimney Holders</p>	<p>Tubing</p>
				
<p>Pg 156 - 165</p>	<p>Pg 166 - 173</p>	<p>Pg 174 - 177</p>	<p>Pg 178 - 188</p>	<p>Pg 188</p>
<p>Tripod, Shade Rings & Holders</p>	<p>Shades: Glass Pendant Shades</p>	<p>Shades: Metal Shades, Bulb Cages</p>	<p>Canopies & Canopy Kits</p>	<p>Fixtures: Ceiling Pans & Schoolhouse Fixtures</p>
				
<p>Pg 189 - 190</p>	<p>Pg 191 - 194</p>	<p>Pg 195 - 202</p>	<p>Pg 203 - 241</p>	<p>Pg 242 - 247</p>
<p>Back Plates, Sconce Plates</p>	<p>Bases, Breaks and Loaders</p>	<p>Burners: Kerosene Burners and Accessories</p>	<p>Kits: Wiring Kits, Electrified Burners & Adaptors</p>	<p>Bracket Lamps & Parts</p>
				
<p>Pg 248 - 250</p>	<p>Pg 251 - 259</p>	<p>Pg 260 - 264</p>	<p>Pg 265 - 275</p>	<p>Pg 276 - 278</p>
<p>Aladdin: Parts For Aladdin Brand Lamps</p>	<p>Dietz Lanterns</p>	<p>Felt & Finishing Supplies</p>	<p>Tools & JAX Chemical Solutions</p>	<p>For our INDEX (alphabetical) covering all products in this catalog, please refer to pages 291-318.</p>
				
<p>Pg 279 - 280</p>	<p>Pg 281 - 283</p>	<p>Pg 284 - 285</p>	<p>Pg 286 - 290</p>	

LEVITON BRAND

Complete Electrolier (E-26, Medium Base) Metal Shell Sockets - **NO UNO THREAD**

E26 = Edison Medium base thread screw shell socket and adaptors for use in North America

E-26, 1/8 IPS Cap, 250W-250V
W/SET SCREW, No UNO Thread



3-Way Interior - Turn Knob

- 40252** -Pol. & Lacq. Brass ¹³/₁₆" mandrel
- 40252G** -Brite Gilt, ¹³/₁₆" mandrel
- 40107N** -Nickel Finish, ¹³/₁₆" mandrel

On/Off Interior - Turn Knob

- 40250** -Pol. & Lacq. Brass ¹³/₁₆" mandrel
- 40250G** -Brite Gilt, ¹³/₁₆" mandrel
- 40109** -Nickel Finish, ¹³/₁₆" mandrel

3 TERMINAL - Turn Knob

- 40251** -Pol. & Lacq. Brass ¹³/₁₆" mandrel
- 40251G** -Brite Gilt, ¹³/₁₆" mandrel
- 40106N** -Nickel Finish, ¹³/₁₆" mandrel

E-26, 1/8 IPS Cap, 250W-250V
NO SET SCREW, No UNO Thread



Polished & Lacq. Brass

Brite Gilt

3-Way Interior - Turn Knob

- 40140** -Pol. & Lacq. Brass
- 40140G** -Brite Gilt

On/Off Interior - Turn Knob

- 40139** -Pol. & Lacq. Brass
- 40139G** -Brite Gilt

3 TERMINAL - Turn Knob

- 40143** - Pol. & Lacq. Brass, less set screw



Push-Thru Interior

E-26, 1/8 IPS Cap,
660W-250V,
W/SET SCREW,
No UNO Thread

- 40253** - Pol. & Lacq. Brass
- 40253G** - Brite Gilt
- 40102N** - Nickel

Push-Thru Interior

E-26, 1/8 IPS Cap,
660W-250V,
NO SET SCREW,
No UNO Thread

- 40144** - Pol. & Lacq. Brass
- 40144G** - Brite Gilt



Polished & Lacq. Brass



Brite Gilt



Polished & Lacq. Brass

Nickel Finish

Keyless Interior - On/Off - Full Keyless Style

E-26, 1/8 IPS Cap, 660W-250V,
W/SET SCREW, No UNO Thread

- 40131** -Pol. & Lacq. Brass
- 40131N** -Nickel Finish

See page H-319 for an explanation of our product certification marks.



Polished & Lacq. Brass



Brite Gilt

Keyless Interior - On/Off - Full Keyless Style

E-26, 1/8 IPS Cap, 660W-250V,
NO SET SCREW, No UNO Thread

- 40132** -Pol. & Lacq. Brass
- 40132G** -Brite Gilt

LEVITON BRAND

Complete Electrolier (E-26, Medium Base) Metal Shell Sockets - With Set Screw - **NO UNO THREAD**

E26 = Edison Medium base thread screw shell socket and adaptors for use in North America



Polished & Lacq.
Brass

**Pull Chain - On/Off Interior
W/SET SCREW**

E-26, 1/8 IPS Cap, 5" chain,
No UNO Thread

On/Off Interior, 660W-250V

- 40254** - Pol. & Lacq. Brass
- 40254G** - Brite Gilt



Polished & Lacq.
Brass (3-way)

Polished & Lacq.
Brass (On/Off)

Brite Gilt
(On/Off)

Pull Chain Interior, NO SET SCREW

E-26, 1/8 IPS Cap, 5" chain, No UNO Thread

On/Off Interior, 660W-250V

- 40136** - Pol. & Lacq. Brass
- 40136G** - Brite Gilt



**Keyless Interior - On/Off
- Short Keyless Style**

E-26, 1/8 IPS Cap, 660W-250V,
W/SET SCREW, No UNO Thread

- 40105** - Pol. & Lacq. Brass
- 40104N** - Nickel Finish

**Keyless Interior - On/Off
- Short Keyless Style**

E-26, 1/8 IPS Cap, 660W-250V,
NO SET SCREW, No UNO Thread

- 40137** - Pol. & Lacq. Brass



See page H-319 for an explanation of our product certification marks.



E-26, 1/8 IPS Cap, 150W-120V
**W/ SET SCREW,
No UNO Thread**

Full Range Dimmer - Fat Boy

- 40120** - Brite Gilt

LEVITON BRAND

Complete Electrolier (Medium Base) Metal Shell Sockets - **WITH UNO THREAD**

E26 = Edison Medium base thread screw shell socket and adaptors for use in North America

E-26, 1/8 IPS Cap, 250W-250V
W/SET SCREW, With UNO Thread



3-Way Interior - Turn Knob
40107 -Pol. & Lacq. Brass, 1³/₁₆" mandrel

On/Off Interior - Turn Knob
40100 -Pol. & Lacq. Brass, 1³/₁₆" mandrel

3 TERMINAL - Turn Knob
40106 -Pol. & Lacq. Brass, 1³/₁₆" mandrel

3-Way Interior - Turn Knob

E-26, 1/8 IPS Cap, 250W-250V
NO SET SCREW, With UNO Thread

40141 -Pol. & Lacq. Brass, 1³/₁₆" mandrel



w/Side Outlet

On/Off Interior - Turn Knob
E-26, 1/8 IPS Cap, 250W-250V,
W/SET SCREW, With UNO Thread
40101 -Pol. & Lacq. Brass, 1³/₁₆" mandrel

Push-Thru Interior

E-26, 1/8 IPS Cap, 660W-250V,
W/SET SCREW, With UNO Thread

40202G - Brite Gilt



Keyless Interior - On/Off - Short Keyless Style
E-26, 1/8 IPS Cap, 660W-250V,
W/SET SCREW, With UNO Thread
40104 - Pol. & Lacq. Brass

Keyless Interior - On/Off - Short Keyless Style
E-26, 1/8 IPS Cap, 660W-250V,
NO SET SCREW, With UNO Thread
40138 - Pol. & Lacq. Brass



Pull Chain Interior
E-26, 1/8 IPS Cap,
W/SET SCREW, 5" chain,
With UNO Thread
On/Off Interior, 660W-250V
40108 -Pol. & Lacq. Brass

See page H-319 for an explanation of our product certification marks.

Modern Style Screw-Together Sockets

Unique styling and die cast aluminum shell & cap (w/set screw) make these sockets sturdy, economical, & dependable! 60 watt maximum in pendant application.



Nickel Plated

3-Way Interior - No Threaded Shell

E-26, 1/8 IPS Cap, 250W-250V

- 47728A** -Antique Brass
- 47728N** -Nickel Plated Finish
- 47728BK** -Satin Black Finish



Antique Brass

Keyless Interior - On/Off w/ Threaded Shell to fit Ring

- Will fit neckless pendant glass using two threaded rings

E-26, 1/8 IPS Cap, 660W-250V

- 47730A** -Antique Brass
- 47730N** -Nickel Plated Finish
- 47730BK** -Satin Black Finish



Antique Brass

On/Off Interior - (2-Way) w/ Threaded Shell to fit Ring

- Will fit neckless pendant glass using two threaded rings

E-26, 1/8 IPS Cap, 250W-250V

- 47731A** -Antique Brass
- 47731N** -Nickel Plated Finish
- 47731BK** -Satin Black Finish



Satin Black

Keyless Interior - On/Off No Threaded Shell

E-26, 1/8 IPS Cap, 660W-250V

- 47729A** -Antique Brass
- 47729N** -Nickel Plated Finish
- 47729BK** -Satin Black Finish

Die Cast Threaded Rings for Modern Style Metal Lamp Sockets



Antique Brass
for #47730A & #47731A



Satin Black Finish
for #47730BK & #47731BK

Die Cast Aluminum threaded rings for Modern Style (E26) socket, 1 7/8" O.D., 3/8" height

- 40297A** -Antique Brass
- 40297BK** -Satin Black Finish

Brass Shell, Premium U.L. Listed Lamp Sockets - Flat Key

Solid brass cap & shell, medium base E26 socket w/flat key & stamped brass body, 250W-250V.
With UNO thread, & W/SET SCREW



Antique Brass Finish



Antique Bronze Finish



Polished & Lacq. Brass



Nickel Plated Brass



On/Off Interior - Flat Key

- 47643A** -Antique Brass
- 47643B** -Antique Bronze
- 47643** -Polished & Lacq. Brass
- 47643N** -Nickel Plated Brass



3-Way Interior - Flat Key

- 47644A** -Antique Brass
- 47644B** -Antique Bronze
- 47644** -Polished & Lacq. Brass
- 47644N** -Nickel Plated Brass

See page H-319 for an explanation of our product certification marks.

E26 = Edison Medium base thread screw shell socket and adaptors for use in North America

Brass Shell, Premium U.L. Listed Lamp Sockets



Medium base (E-26), 3-Way & On-Off (Brass Knob) Style Sockets are rated 250W-250V. Push-Thru, Pull Chain, & Short Keyless Style Sockets are rated 660W-250V. All Sockets are U.L. & C.S.A. Listed - **No UNO Thread**

E-26, 1/8 IPS Cap, 250W-250V, w/set screw, No UNO Thread



Antique Brass Finish

Antique Bronze Finish

Satin Black Finish

Polished & Lacq. Finish

Unfinished Brass, No Lacquer

Polished Nickel Finish

Satin Brass Finish

- 3-Way Interior - 48273A** -Antique Brass
Turn Knob 48273B -Antique Bronze
48273BK -Satin Black Finish
48273 -Polished & Lacq. Brass
48273U -Unfinished Brass, No Lacquer
48273N -Nickel Plated Brass
48273SB -Satin Brass Finish

- On/Off Interior - 48274A** -Antique Brass
Turn Knob 48274B -Antique Bronze
48274 -Polished & Lacq. Brass
48274U -Unfinished Brass, No Lacq.
48274N -Polished Nickel Finish
48274SB -Satin Brass Finish



Antique Brass Finish

Antique Bronze Finish

Pol. & Lacq. Brass



Antique Brass Finish

Antique Bronze Finish

Polished & Lacq. Finish

Pull Chain (On-Off) Interior

E-26, 1/8 IPS Cap, 660W-250V, w/set screw, No UNO Thread



- 48286A** -Antique Brass
48286B -Antique Bronze Finish
48286 -Polished & Lacq. Brass
48286N -Polished Nickel Finish



Polished Nickel Finish

Push-Thru Interior

E-26, 1/8 IPS Cap, 660W-250V, w/set screw, No UNO Thread



- 48281A** -Antique Brass
48281B -Antique Bronze
48281 -Polished & Lacq. Brass
48281N -Polished Nickel Finish



Polished Nickel Finish

Keyless Interior Short Keyless Style



E-26, 1/8 IPS Cap, 660W-250V, w/set screw, No UNO Thread

- 48291A** -Antique Brass
48291B -Antique Bronze
48291BK -Satin Black Finish
48291 -Polished & Lacq. Brass
48291N -Polished Nickel Finish



Antique Brass Finish

Antique Bronze Finish

Satin Black Finish

Polished & Lacq. Finish

Polished Nickel Finish

Brass Shell, Premium U.L. Listed Lamp Sockets

Brass Shell Dimmer Sockets, U.L. Listed



Antique Brass Finish Ant. Bronze Finish Satin Black Finish Polished & Lacq. Brass Polished, No Lacquered Brass Polished Nickel Finish

Full Range Dimmer - Turn Knob

Medium base (E-26), U.L. Listed sockets have stamped brass caps and shells with a choice of four beautiful finishes. Each complete socket comes with a smooth, infinitely variable dimmer socket interior with removable turn knob.

E-26, 1/8 IPS Cap, 150W-120V, w/set screw, No UNO Thread

- 47667A** -Antique Brass
- 47667B** -Antique Bronze
- 47667BK** -Satin Black Finish
- 47667** -Polished & Lacq. Brass
- 47667U** -Polished, No Lacq. Brass
- 47667N** -Polished Nickel Finish

Medium base (E-26), 3-Way & On-Off (Brass Knob) Style Sockets are rated **250W-250V**. Push-Thru, Pull Chain, & Short Keyless Style Sockets are rated **660W-250V**. All Sockets are U.L. & C.S.A. Listed - **With UNO Thread**

E26 = Edison Medium base thread screw shell socket and adaptors for use in North America



Antique Brass Finish Antique Bronze Finish Satin Black Finish Polished Copper Finish Polished & Lacq. Brass Polished Nickel Finish

E-26, 1/8 IPS Cap, 250W-250V, w/set screw, With UNO Thread

3-Way Interior - Turn Knob

- 48270A** -Antique Brass
- 48270B** -Antique Bronze
- 48270BK** -Satin Black Finish
- 48270C** -Polished Copper
- 48270** -Polished & Lacq. Brass
- 48270N** -Polished Nickel Finish

On/Off Interior - Turn Knob

- 48272A** -Antique Brass
- 48272B** -Antique Bronze
- 48272** -Polished & Lacq. Brass
- 48272N** -Nickel Plated Brass

See page H-319 for an explanation of our product certification marks.



Antique Brass Finish Satin Black Finish Antique Bronze Finish Polished & Lacq. Brass Finish Polished Nickel Finish

Pull Chain (On-Off) Interior

E-26, 1/8 IPS Cap, 660W-250V, w/set screw, With UNO Thread

- 48285A** -Antique Brass
- 48285B** -Antique Bronze
- 48285BK** -Satin Black Finish
- 48285** -Polished & Lacq. Brass
- 48285N** -Polished Nickel Finish

Brass Shell, Premium U.L. Listed Lamp Sockets



Antique Brass Finish



Polished & Lacq. Finish



Antique Bronze Finish



Satin Black Finish



Pol. Copper Finish



Polished Nickel Finish



Satin Nickel Finish

Keyless Interior

Short Keyless Style

E-26, 1/8 IPS Cap, 660W-250V, w/set screw, With UNO Thread

- 48290A** -Antique Brass Finish
- 48290** -Polished & Lacq. Finish
- 48290B** -Antique Bronze
- 48290BK** -Satin Black Finish
- 48290C** -Polished Copper Finish
- 48290N** -Polished Nickel Finish
- 48290SN** -Satin Nickel Finish



Antique Brass Finish



Polished & Lacq. Finish



Antique Bronze Finish



Polished Nickel Finish

Push-Thru Interior

E-26, 1/8 IPS Cap, 660W-250V, w/set screw, With UNO Thread

- 48280A** -Antique Brass
- 48280** -Polished & Lacq. Finish
- 48280B** -Antique Bronze
- 48280N** -Polished Nickel Finish

See Lamp Harps with Finishes to Match our High Quality E26 Lamp Sockets on page H-78 & H-79



Antique Brass Finish



Antique Bronze Finish



Brass Plated Finish



Polished Nickel Finish



Satin Black Finish

HeavyTurned Solid Brass, Premium Lamp Sockets - **No UNO Thread**

E26 = Edison Medium base thread screw shell socket and adaptors for use in North America

These high quality, U.L. listed lamp holders are specially designed for use in the repair & restoration of fine portable lighting, and the manufacture of custom lighting. Each style comes with a threaded cap & shell for superior strength and beauty. Sockets are Medium Base (Edison) size and have 1/8F socket caps with set screws - **NO UNO thread**.



Antique Brass Finish

Antique Bronze Finish

Satin Black Finish

Polished & Lacq. Brass

New! Polished, Unfinished Brass

New! Satin Brass Finish

Polished Nickel Finish



New!
Satin Nickel



New!
Glossy White Finish



E-26, 1/8 IPS Cap, 250W-250V, w/set screw, No UNO Thread

3-Way Interior - Turn Knob

On/Off Interior - Turn Knob

- 48243A** -Antique Brass
- 48243B** -Antique Bronze
- 48243BK** -Satin Black
- 48243** -Polished & Lacq. Brass
- 48243U** -Polished, Unfin. Brass
- 48243SB** -Satin Brass Finish
- 48243N** -Polished Nickel Finish
- 48243SN** -Satin Nickel
- 48243W** -Glossy White Finish

- 48244A** -Antique Brass
- 48244** -Polished & Lacq. Brass
- 48244N** -Nickel Plated Brass



Antique Brass Finish



Polished & Lacq. Brass



Push-Thru Interior

E-26, 1/8 IPS Cap, 660W-250V, w/set screw, No UNO Thread

- 48251A** -Antique Brass
- 48251** -Polished & Lacq. Brass
- 48251N** -Polished Nickel Finish



Polished Nickel Finish

Keyless Interior - Short Keyless Style

E-26, 1/8 IPS Cap, 660W-250V, w/set screw, No UNO Thread



Antique Brass Finish



Antique Bronze Finish



Polished & Lacq. Brass Finish



Unfinished Brass



- 48261A** -Antique Brass
- 48261B** -Antique Bronze Finish
- 48261** -Polished & Lacq. Brass
- 48261U** -Unfinished Brass
- 48261BK** -Satin Black Finish
- 48261N** -Polished Nickel Finish



Satin Black Finish



Polished Nickel Finish

HeavyTurned Brass, Premium Lamp Sockets with Dimmer

Medium base (E-26), U.L.Listed sockets have turned brass, threaded caps and shells for superior strength and safety. Each complete socket comes with a smooth, infinitely variable WA-209 dimmer socket interior with removable turn knob.

E-26, 1/8 IPS Cap, 150W-120V, w/set screw, No UNO Thread



47661A - Antique Brass Finish **47661B** - Antique Bronze Finish **47661BK** - Satin Black Finish **47661** - Polished & Lacq. Finish **47661U** - Polished, No Lacq. Finish **47661N** - Polished Nickel Finish **47662** - Polished & Lacq. Finish

Medium base E26, 150 watt full range **dimmer socket**, 150W-120V, turned brass body, NO UNO threads. Socket interiors with screw-type terminals and with removable turn knob. Your choice of 1/8IP socket cap or **#47662 with 1/4IP** socket cap.

HeavyTurned Solid Brass, Premium Lamp Sockets - **With UNO Thread**



Antique Brass Finish Antique Bronze Finish Polished & Lacq. Brass New! Polished, Unfinished Brass Polished Nickel Finish New! Satin Nickel



New!
Satin Black



New!
Polished Copper

These high quality, U.L. listed lamp holders are specially designed for use in the repair & restoration of fine portable lighting, and the manufacture of custom lighting. Each style comes with a threaded cap & shell for superior strength and beauty. Sockets are Medium Base (Edison) size and have 1/8F socket caps with set screws - With UNO thread.

E-26, 1/8 IPS Cap, 250W-250V, w/set screw, With UNO Thread

3-Way Interior - Turn Knob On/Off Interior - Turn Knob

- | | |
|---------------------------------------|---------------------------------------|
| 48240A -Antique Brass | 48242A -Antique Brass |
| 48240B -Antique Bronze | 48242B -Antique Bronze |
| 48240 -Polished & Lacq. Brass | 48242 -Polished & Lacq. Brass |
| 48240U -Polished, Unfin. Brass | 48242U -Polished, Unfin. Brass |
| 48240N -Polished Nickel Finish | 48242N -Polished Nickel Finish |
| 48240BK -Satin Black | 48242SN -Satin Nickel |
| 48240C -Polished Copper Finish | |

Convert 1/8IP **Turned Brass** socket to 1/4IP with these socket caps.

Heavy turned, solid brass socket caps, 1/4IP bottom with set screw. Convert 1/8IP socket to 1/4IP.



40302- Pol. & Lacq. Brass
40302N- Polished Nickel Finish
40302B- Antique Bronze

Heavy Turned Solid Brass, Premium Lamp Sockets - **With UNO Thread**



Antique Brass Finish



Polished & Lacq. Brass



Unfinished Brass



Polished Copper Finish



Satin Black Finish



Antique Bronze Finish



Polished Nickel Finish



Satin Nickel Finish


Keyless Interior

- Short Keyless Style

E-26, 1/8 IPS Cap, 660W-250V, w/set screw, With UNO Thread

- 48260A** -Antique Brass
- 48260** -Polished & Lacq. Brass
- 48260U** -Unfinished Brass
- 48260C** -Polished Copper Finish
- 48260BK** -Satin Black Finish
- 48260B** -Antique Bronze
- 48260N** - Polished Nickel Finish
- 48260SN** -Satin Nickel Finish

Full Range Dimmer - Turn Knob



E-26, 1/8 IPS Cap, 150W-120V, w/set screw, With UNO Thread

Medium base (E-26), U.L.Listed sockets have turned brass, threaded caps and shells for superior strenght and safety. Each complete socket comes with a smooth, infinitely variable dimmer socket interior w/removable turn knob.

- 47660** -Polished & Lacq. Brass
- 47660A** -Antique Brass



Antique Brass Finish



Antique Bronze Finish



Polished & Lacq. Finish



Polished Nickel Finish



On/Off Pull Chain Interior

E-26, 1/8 IPS Cap, 660W-250V, w/set screw, With UNO Thread

- 48255A** -Antique Brass
- 48255B** -Antique Bronze
- 48255** -Polished & Lacq. Brass
- 48255N** -Polished Nickel Finish

Brass UNO Ring for Turned Brass Premium Lamp Sockets

Solid Brass UNO ring for Sunlite standard base (E26) socket, 1 5/8" O.D., 3/16" height

- 40295A** - Antique Brass
- 40295B** - Antique Bronze
- 40295BK** - Satin Black
- 40295** - Pol. & Lacq. Brass
- 40295N** - Polished Nickel Finish
- 40295SN** - Satin Nickel Finish
- 40295C** - Polished Copper Finish
- 40295U** - Polished Brass - No Lacquer



Antique Brass



Antique Bronze



Satin Black



Pol. & Lacq. Brass



Polished Nickel Finish



Satin Nickel



Polished Copper



Polished Brass

Pull Chain, Grounded Keyless, and Push-In Terminal Lamp Sockets



48254- On/Off Pull Chain
Heavy Turned Brass Socket with POLISHED & LACQUERED Finish, On/Off Pull Chain function, NO UNO threads, 1/8IP cap with set screw, 660w, 250v



48254A- On/Off Pull Chain Heavy Turned Brass Socket with ANTIQUE BRASS Finish, On/Off Pull Chain function, NO UNO threads, 1/8IP cap with set screw, 660w, 250v



48254B- On/Off Pull Chain
Heavy Turned Brass Socket with ANTIQUE BRONZE Finish, On/Off Pull Chain function, NO UNO threads, 1/8IP cap with set screw, 660w, 250v



48254N- On/Off Pull Chain
Heavy Turned Brass Socket with POLISHED NICKEL Finish, On/Off Pull Chain function, NO UNO threads, 1/8IP cap with set screw, 660w, 250v

Keyless Lamp Sockets w/Ground Screw Terminal

Full Keyless. Heavy turned brass tall keyless socket with **ground screw terminal**, 660W-250V with set screw and extra long UNO threads, 1/8IP cap, comes with 2 uno rings. Your choice of finish.



48264A - Antique Brass Finish



48264 - Polished & Lacquered Finish



48264B - Antique Bronze Finish



48264BK - Satin Black Finish



48264N - Polished Nickel Finish



48264U - Unfinished Brass



48264C - Polished Copper

Push-In Terminal Lamp Sockets

(for fast wiring sockets to lamp cord shown on page H-50)



48346QC - 3-Way Turn Knob with PUSH-IN TERMINAL, 3-Way (for 3-way light bulbs) lamp socket with bright gilt finish aluminum cap & shell for standard size bulbs. Medium Base (E-26) light socket with **1/8 IPS socket cap**, NO Set Screw, 250W-250V, push-in terminals with strain relief hooks.



48349QC - 3-Way Turn Knob with PUSH-IN TERMINAL, 3-Way (for 3-way light bulbs) lamp socket with bright gilt finish aluminum cap & shell for standard size bulbs. Medium Base (E-26) light socket with **1/4 IPS socket cap**, NO Set Screw, 250W-250V, push-in terminals with strain relief hooks



48341QC - Push-Thru (On-Off) lamp socket with **PUSH-IN TERMINAL**, and bright gilt finish aluminum cap & shell for standard size bulbs. Medium Base (E-26) light socket with **1/8 IPS socket cap**, NO Set Screw, NO side outlet, 250W-250V, push-in terminals w/strain relief hooks

Metal Shell, U.L. Listed Economical Lamp Sockets

Medium base (E-26), U.L.Listed sockets have aluminum caps & shells for economy, and socket cap set screw.

E26 = Edison Medium base thread screw shell socket and adaptors for use in North America



On-Off Interior - Turn Knob

E-26, 1/8 IPS Cap, 250W-250V, w/set screw, No UNO Thread

- 48345A** -Antique Brass Finish
- 48345B** -Antique Bronze Finish
- 48345BK** -Satin Black Finish
- 48345** -Brite Gilt Finish
- 48345N** -Nickel Finish



On-Off Pull Chain Interior

E-26, 1/8 IPS Cap, 660W-250V, w/set screw, No UNO Thread

- 48320A** -Antique Brass Finish
- 48320B** -Antique Bronze Finish
- 48320BK** -Satin Black Finish
- 48320** -Brite Gilt Finish
- 48320N** -Nickel Finish



48341QC -Push Thru (on-Off) lamp socket w/bright gilt finish aluminum cap & shell for standard size bulbs. Medium Base (E-26) light socket with 1/8 IPS socket cap NO Set Screw, NO side outlet, 250W-250V, **PUSH-IN TERMINAL**, w/strain relief hooks.



Push-Thru Interior (w/side outlet)

E-26, 1/8 IPS Cap, 660W-250V, w/set screw, No UNO Thread

- 48340A** -Antique Brass Finish
- 48340** -Brite Gilt Finish
- 48340N** -Nickel Finish



Push-Thru Interior

E-26, 1/8 IPS Cap, 660W-250V, w/set screw, No UNO Thread

- 48341A** -Antique Brass Finish (no side outlet)
- 48341B** -Antique Bronze Finish (no side outlet)
- 48341BK** -Satin Black Finish (no side outlet)
- 48341** -Brite Gilt Finish (no side outlet)
- 48341N** -Nickel Finish (no side outlet)

Metal Shell, U.L. Listed Economy Lamp Sockets with Dimmer

Medium base (E-26), U.L.Listed sockets have aluminum caps & shells for economy. Each complete socket comes with a smooth, infinitely variable WA-209 dimmer socket interior with removable turn knob, and socket cap set screw.

E26 = Edison Medium base thread screw shell socket and adaptors for use in North America



47669A - Medium base E26, 150 watt 120V full range **dimmer socket**, aluminum body, Antique Brass Finish, NO UNO threads, with screw terminals, interior, removable knob



47668 - Medium base E26, 150 watt 120V full range **dimmer socket**, aluminum body, Brite Gilt Finish, NO UNO threads, with screw terminals, interior, removable white knob



47668N - Medium base E26, 150 watt 120V full range **dimmer socket**, aluminum body, Nickel Finish, NO UNO threads, with screw terminals, interior, removable white knob



Metal Shell, U.L. Listed Economy Lamp Sockets

Medium base (E-26), U.L.Listed sockets have aluminum caps & shells for economy, and socket cap set screw.

Keyless Interior



- **Short Keyless Style**

E-26, 1/8 IPS Cap, 660W-250V, w/set screw, No UNO Thread

- 48348A** -Antique Brass Finish
- 48348B** -Antique Bronze Finish
- 48348BK** -Satin Black Finish
- 48348** -Brite Gilt Finish
- 48348N** -Nickel Finish



Antique Brass Finish



Antique Bronze Finish



Satin Black Finish



Brite Gilt Finish



Nickel Finish

3-Way Interior



- **Turn Knob**

E-26, 1/8 IPS Cap, 250W-250V, w/set screw, No UNO Thread

- 48346A** -Antique Brass Finish
- 48346B** -Antique Bronze Finish
- 48346BK** -Satin Black Finish
- 48346** -Brite Gilt Finish
- 48346N** -Nickel Finish



Antique Brass Finish



Antique Bronze Finish



Satin Black Finish



Brite Gilt Finish



Nickel Finish



E26, 660W-250V, Medium Base, Turn knob socket with brass plated shell & No side outlet

48347- 3-Terminal socket (for wiring bottom light)



47642- Full Keyless medium base E26 socket, aluminum body, screw terminals, 660W,250V, Brite Gilt finish, NO UNO, with set screw

See page H-319 for an explanation of our product certification marks.

E-26 (Medium Base) Fixture Sockets & Socket Interiors



48208i- E26, 660W-250V, medium base, adjustable **Keyless** candle socket. Ht. adjusts from 4" to 5^{3/4}" & comes w/a long paper insulator.



48225i- E26, 250W-250V Medium base **Keyless** candle socket. 2" height with 1/8F hickey & long insulator.

Porcelain Turn Knob Socket Interiors. These medium base interiors should be very handy for restoring or repairing lamps that suffer from heat build-up. 250V-250W

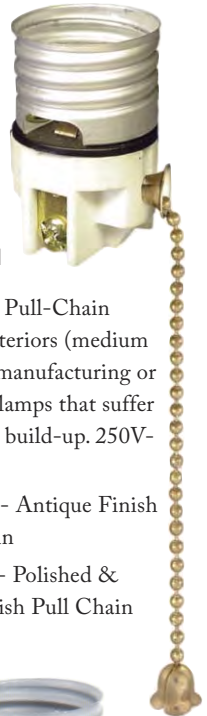
48201P- On-Off (2-way)
48207P- 3-way



Your Choice of Chain & Pull Finish!



Antique Finish Pictured



Porcelain Pull-Chain Socket Interiors (medium base) for manufacturing or repairing lamps that suffer from heat build-up. 250V-250W.

48210A - Antique Finish Pull-Chain
48210P - Polished & Lacq. Finish Pull Chain



48212i- E26, 250W-250V Medium base, adjustable height, **On-Off** Turn Knob candle socket. Adjusts from 4" to 5^{1/2}". Comes w/short insulator.



48112i- For **3-Way** bulbs
48111i- **3-Terminal** for wiring bottom light - NOT UL Listed



48226i- E26, 660W-250V Medium base, **Keyless** candle socket, 3" ht. with 1/8F hickey, comes with long paper insulator.



48200- **On-Off** turn knob medium base E26 socket interior with 2" long mandrel (4-36), 250W-250V



48110i- **On-Off** medium base E26 socket with paper shell insulator, removable turn knob & hickey, 1/8F hickey, 2^{1/2}" height, 250W-250V



48210i - **Pull chain** medium base E26 interior, 5" chain, 660W- 250V



48201i- **On-Off** turn knob medium base E26 interior, short mandrel, 250W, 250V



48207i- **3-way** turn knob medium base E26 interior, short mandrel, 250W- 250V



48206i- **3-terminal** medium base E26 turn knob interior, short mandrel, 250W, 250V



48202i- **Push-Thru** medium base E26 interior, 660W, 250V



48204i- **Short keyless** medium base E26 interior, 660W- 250V

LEVITON Brand (and non-Leviton) E-26 (Medium Base) Socket Interiors



48206- E26, 250W-250V, medium base **Three terminal** turn knob socket interior for wiring bottom light. Comes w/o insulator. $1\frac{3}{16}$ " mandrel. **LEVITON** Brand. See wiring diagram on p. H-47



48204- E26, 660W-250V, medium base **Short Keyless** socket interior for wiring chandeliers, sconces, etc. Has no insulator. **LEVITON** Brand



48204L- Leviton brand **Full Keyless** medium base E26 electrolier interior, 660W-250V, **LEVITON** Brand



48202- E26, 660W-250V **Push-Thru** medium base socket interior. Comes w/o insulator. **LEVITON** Brand



E26, 250W-250V. Regular, medium base **ON-OFF** turn knob socket interior with short insulator. 2" mandrel is good for wiring #2 cut-out burners.

48201- $1\frac{3}{16}$ " mandrel - **LEVITON** Brand

48201C- 2" mandrel - Import

48220i- E26, 660W-250V, medium base **Keyless 3-terminal** socket interior for use with **3-Way** bulbs. Must be controlled with a separate switch such as our #40402i, 40402N (page H-47). Comes w/o insulator. **NOT** Leviton Brand. See wiring diagram on p. H-47



48207- E26, 250W-250V, medium base Turn knob socket for **3-Way** bulbs. Comes w/o insulator. **LEVITON** Brand



48224- 150W Full Range Dimmer socket interior with ivory knob and paper lining, 120V, UL recognized



Non-Leviton Brand



Non-Leviton Brand



48221i- **Hi-Low Dimmer** E26, 250W-250V, medium base HI-LOW dimmer socket interior with removable turn knob. Makes a regular single filament **incandescent** light bulb work like a 3-way with HI, LOW, & OFF positions. No insulator included



48210- **On-Off Pull Chain** E26 Medium base, Pull chain socket interior with 5" chain (Electrolier -Reg. size). Comes w/o insulator. 660W-250V **LEVITON** Brand

LEVITON Brand Metal Socket Caps & Shells

VERY IMPORTANT! All socket components listed below are new Leviton production and WILL NOT FIT OLD LEVITON PRODUCTION (pre-China made) components. Matching old with new caps or shells will result in a poor fit and may create an ELECTRICAL HAZARD. Leviton's new production socket shells are marked "China", the socket caps are not marked. If you are not sure whether your caps or shells are new "China" production, please make sure you order a cap with a shell on this page. F = Female Thread



ONE SLOT, electrolier (medium size) socket shells for use with any of the socket caps on this page. Shells are paper-lined insulated. **LEVITON** Brand

- 40310**- Brass, Polished & Lacq., w/uno thread
- 40308**- Brass, Polished & Lacq., NO uno thread
- 40308G**- Brite gilt, NO uno thread
- 40310N**- Nickel, NO uno thread



40307- Solid brass, medium size **full keyless** shell with paper insulator, no UNO threads. **LEVITON** Brand



40307N- Aluminum, medium size **full keyless** shell with paper insulator, nickel finish, no UNO threads. **LEVITON** Brand



TWO SLOT, electrolier (medium size) socket shells for use with push-thru type socket interiors. Fits any of the socket caps on this page. Shells are paper-lined insulated. **LEVITON** Brand

- 40311G**- Brite gilt, w/uno thread
- 40309**- Brass, Polished & Lacq., NO uno thread
- 40309G**- Brite gilt, NO uno thread
- 40311N**- Nickel, NO uno thread



1/8 IPS

Medium Size Socket Caps with **1/8 IPS** thread & set screw. **LEVITON** Brand

- 40300**- Brass, Polished & Lacq.
- 40300G**- Brite Gilt
- 40300N**- Nickel
- 40303**- Brass, Polished & Lacq. NO Set Screw
- 40303G**- Brite Gilt, NO SetScrew



1/8 IPS

40301- Medium Size Brass Socket Cap, polished & lacq. finish, with **1/8 IPS** thread and set screw & side outlet. **LEVITON** Brand



SHORT KEYLESS electrolier (medium size) socket shell w/paper lining. **LEVITON** Brand

- 40312**- Brass, Polished & Lacq., w/uno thread
- 40312N**- Nickel, NO uno thread
- 40313**- Brass, Polished & Lacq., NO uno thread



1/4 IPS

40300M- Medium Size Brass Socket Cap, polished & lacq. finish, with **1/4 IPS** thread and set screw. **LEVITON** Brand

Fat Boy (Medium) Socket Components



40327- Long paper insulator to fit Leviton FAT BOY socket interiors and many old ones. Has one slot.



40300F- Brass Socket Cap for **Fat Boy** socket/socket shell, polished & lacq. finish, with **1/8 IPS** thread and set screw. **LEVITON** Brand



40314



40314A

Brass plated, **bridge arm swivel bracket socket cap adapter**. Designed to screw into any 1/8 IPS socket cap. If used on a floor lamp bridge arm, we recommend using one of our turned brass premium sockets on pages **H-8 - H-11**.

- 40314**- Brass Plated
- 40314A**- Antique Brass Finish

Solid BRASS E26 Med. Lamp Socket Caps & Shells

(F = Female Thread, 1/8 IPS has a 3/8" dia., 1/4 IPS has a 1/2" dia.)



40309i- 2-Slot socket shell for E26 push thru socket interior and Electrolier medium size socket cap, brass polished & lacquered, no UNO threads



40308i- 1-slot socket shell for E26 turn knob or pull chain socket interior and Electrolier medium size socket cap, brass polished & lacquered, no UNO threads



40310i- 1-slot socket shell for E26 turn knob or pull chain socket interior and Electrolier medium size socket cap, brass polished & lacquered, with UNO threads



40309Ni- 2-Slot socket shell for E26 push thru socket interior & Electrolier med. size socket cap, SOLID BRASS w/polished nickel finish, no UNO threads



40308Ni- 1-slot socket shell for E26 turn knob or pull chain socket interior and Electrolier medium size socket cap, SOLID BRASS with polished nickel finish, no UNO threads



40310Ni- 1-slot socket shell for E26 turn knob or pull chain socket interior and Electrolier medium size socket cap, solid brass, polished nickel finish, WITH UNO threads

Brass Socket Caps w/No Set Screw



40313i- Short Keyless socket shell for E26 Electrolier medium size socket cap, SOLID BRASS with polished & lacquered finish, no UNO threads



40313Ni- Short Keyless socket shell for E26 Electrolier medium size socket cap, SOLID BRASS with nickel polished & lacquered finish, no UNO threads, nickel finish



40303Ni- Socket cap less set screw, SOLID BRASS, 1/8 IPS, use with E26 medium base electrolier socket interiors, nickel finish



40298- Socket cap less set screw, SOLID BRASS, 1/4 IPS, use with E26 medium base electrolier socket interiors, polished & lacquered finish



40298N- Socket cap less set screw, SOLID BRASS, 1/4 IPS, use with E26 medium base electrolier socket interiors, nickel plated finish

Brass Socket Caps With Set Screw



40300i- Socket cap with set screw, 1/8 IPS, use with E26 medium base electrolier socket interiors, solid brass



40300Ni- Socket cap with set screw, brass, 1/8 IPS, use with E26 medium base electrolier socket interiors, nickel finish



40299- Socket cap with set screw, SOLID BRASS, 1/4 IPS, use with E26 medium base electrolier socket interiors, polished & lacquered finish



40299A- Socket cap with set screw, SOLID BRASS, 1/4 IPS, use with E26 medium base electrolier socket interiors, antique brass finish



40299N- Socket cap with set screw, SOLID BRASS, 1/4 IPS, use with E26 medium base electrolier socket interiors, nickel plated finish

Aluminum E-26 Medium Lamp Socket Caps and Shells

(F = Female Thread, 1/8 IPS has a 3/8" dia. Opening, 1/4 IPS has a 1/2" dia.)



40308Gi- 1-Slot socket shell fo E26 turn knob or pull chain socket interior and Electrolier medium size socket cap, aluminum gilt with brass plated finish, no UNO



40308SNi- 1-Slot socket shell for E26 turn knob or pull chain socket interior and Electrolier medium size socket cap, aluminum with nickel finish, no UNO

Aluminum Socket Caps w/No Set Screw



40303SGi- Socket cap less set screw, aluminum, **1/8 IPS**, use w/E26 medium base electrolier socket interiors, brass plated finish



40303SNi- Socket cap less set screw, aluminum, **1/8 IPS**, use with E26 medium base electrolier socket interiors, nickel finish



40298SG- Socket cap, no set screw, aluminum, **1/4 IPS**, use with E26 medium base electrolier socket interiors, brass plated finish



40298SN- Socket cap less set screw, aluminum, **1/4 IPS**, use with E26 medium base electrolier socket interiors, nickel plated finish

Aluminum Socket Caps With Set Screw



40300Gi- Socket cap with set screw, aluminum, **1/8 IPS**, use w/E26 medium base electrolier socket interiors, brass plated finish



40300SNi- Socket cap with set screw, aluminum, **1/8 IPS**, use with E26 medium base electrolier socket interiors, nickel finish



40301Gi- Socket cap with side out, set screw, aluminum, **1/8 IPS**, use with E26 medium base electrolier socket interiors, brass plated finish



40301SNi- Socket cap with **side out**, set screw, aluminum, **1/8 IPS**, use with E26 medium base electrolier socket interiors, nickel finish



40299SG- Socket cap with set screw, aluminum, **1/4 IPS**, use w/E26 medium base electrolier socket interiors, brass plated finish



40299SN- Socket cap with set screw, aluminum, **1/4 IPS**, use with E26 medium base electrolier socket interiors, nickel plated finish

CAPS, SHELLS, PAPER INSULATORS & LINERS shown on pages H17 - H19 are intended to fit medium base (E26) lamp sockets. These parts are economical replacement components and should make excellent choices for your restoration projects.

Paper Insulators, Porcelain Socket Interiors, Keys



40330- Paper insulating liner for medium base socket, 1 1/2" height, 1mm thick material, 1 3/32" I.D., 1 5/32" O.D., fits some older sockets



40326- 2 1/16" ht., Long paper insulator to fit medium base socket interiors. Has one slot.



40321- Push Thru paper liner for medium base socket. Has 2 slots. 2 1/8" ht.




40325- Short paper insulator fits over the screw shell of medium base socket interiors. 1 3/16" ht., 1 1/8" inside dia.



40327- Long paper insulator to fit Leviton FAT BOY socket interiors and many old ones. Has one slot. 2 1/8" ht., inside dia. 1 5/16" at base.

40341- Dielectric paper insulator for medium base (E26) porcelain socket (our socket #48302 and others), 1 3/8" outside diameter, .80mm thick, 3 holes



40324- Socket Cap liner for medium base socket. 1 7/32" outside dia., 5/16" dia. center hole



40320- Keyless paper liner for medium base (metal shell) socket. 1 9/16" ht., 1 5/32" inside dia. at base



40322- Keyless liner for medium base candle-type sockets. 1 15/16" ht., 1 1/8" inside dia.

40323- Keyless Candle Socket liner, E-12 candelabra base. 1 3/8" ht., 3/4" inside dia.



40319- Insulator to fit B & P's 20th Century style round lamp plugs. 1 1/16" dia., constructed of high quality dielectric paper board.



21007U- Unfinished Brass



21007- Polished & Lacq.



21007A- Antique Brass



21007B- Ant. Bronze



21007N- Nickel Plated

Solid Brass Knurled Switch Key. 4/36F, 9/16" dia., 3/4" overall length. Your Choice of Finish

Keys - Lamp Socket Switch Knobs

1" Knurled Brass Key, 4-36F tap to fit most electric sockets (turn knob).

20924- Burn. & Lacq. 4-36F thread, 1" overall

Solid Brass Knurled Key **20923 -** Unfinished 4/36F thread, 5/8" long

Knurled Switch Knob **20818U-** Brass, Unfinished 4/36F thread, 5/8" length

21156- Phenolic Turn Knob, black, 4/36F



Die Cast Keys

4/36 Thread, 1 5/8" long

20920- Brass Plated & Lacq.

20920A- Ant. Brass Finish & Lacq.

Brass Key Extensions

Regular Thread 4/36F x 4/36M.
Sizes Do Not Include Male Thread

20921 - 1/2"
20894 - 3/4"
20922 - 1"
20895 - 1 1/4"

21155 - 3/4" long, 6/32F X 4/36M



20928- Knurled Switch Knob, 1 1/8" length, Unfinished Brass, 4/36F thread

SOLID BRASS FLAT KEYS - LAMP SOCKET SWITCH KNOBS

Solid brass Industrial Style flat key for E26 turn knob medium base socket, tap 4-36F, 1 1/16" long x 3/4" wide. Your choice of finish.



20979A- Antique Brass



20979B- Antique Bronze



20979- Polished & Lacq.



20979BK- Satin Black



20979N- Polished Nickel

Medium Base Socket & Lamp Clusters

Pre-wired 2-lite cluster with Fat Boy pull-chain swivel sockets - All Solid Brass. Tap 1/8F top X 1/4F bottom, (F = Female Thread, M = Male Thread, 1/8 IPS has a 3/8" dia., 1/4 IPS has a 1/2" dia.) For 1/8F bottom order our #20912 reducer




40112- Polished & Lacquered Brass. Pre-wired 2-light lamp cluster with pull-chain swivel sockets - all **solid brass**. Tap 1/8F top X 1/4F bottom (for 1/8F bottom order #20912 reducer). 250W-250V



40118- Nickel Plated Brass. Pre-wired 2-light lamp cluster with pull-chain swivel sockets - all **solid brass**. Tap 1/8F top X 1/4F bottom (for 1/8F bottom order #20912 reducer). 250W-250V



40119- Antique Brass Finish. Pre-wired 2-light lamp cluster with pull-chain swivel sockets - all **solid brass**. Tap 1/8F top X 1/4F bottom (for 1/8F bottom order #20912 reducer). 250W-250V



40116- Unfinished brass. Pre-wired 2-light lamp cluster with pull-chain swivel sockets - all **solid brass**. Tap 1/8F top X 1/4F bottom (for 1/8F bottom order #20912 reducer). 250W-250V.

Early Style Electric Clusters

For 2 Lights



IMPROVED Brass Cluster Head

New CLUSTER HEAD has a heavy gauge body and 1/8M brass nipples that are neatly flanged then soldered inside, for a stronger, safer connection for your lamp holder sockets. Cluster also comes with a 1/4-27F turned brass finial & either 1/8F or 1/4F base mount.

For 2 Lights

1/8F Bottom Mount

10458- For 2 lights, Pol. & Lacq.

10458U- For 2 lights, Unfinished

For 3 Lights

1/8F Bottom Mount

10457U- For 3 lights, Unfinished



For 3 Lights

10410AL84- Medium base two light pull chain lamp cluster with antique brass finish, brass plated twin sockets, 8 3/4" overall height, tap 1/8F on bottom, 1/8M top with finial and knurled nut, 84" SPT-1 lead

Adjustable Lamp Cluster w/ Brass Electrolier size pull-chain sockets (8 1/2" - 13" ht.). Has 1/8F tap bottom. 250W-250V

10410- Steel, brass plated & lacquered

10411- Solid brass, polished & lacquered



Adjustable Lamp Cluster with pull chain sockets (adjust 10"-15"). Has 1/8F finial & 1/8F bottom. 250W-250V

10420- Solid brass, polished & lacquered



8 1/2"-13" Adjustable Cluster w/ 1/8F bott. & 1/8M arm nipples.

10414- Steel, brass plated & lacquered

10415- Solid brass polished & lacquered

Medium and Candelabra Base Lamp Clusters

(F = Female Thread, M = Male Thread, 1/8 IPS has a 3/8" dia., 1/4 IPS has a 1/2" dia.)



10412A- 1/8F top, 1/8F bottom
10419A - 1/8F top, 1/4F bottom



S-type, 2-light wired lamp cluster with medium base E26 **Pull Chain** sockets, 1/8F (IPS) top X 1/8F bottom, 14" 18/2 SPT-2 105°C lamp cord. Choice of finish. 250W-250V
10412N - Nickel plated finish, clear silver cord
10412 - Brass plated finish, clear gold cord



10412SN- S-type, 2-light wired lamp cluster w/medium base E26 **Pull Chain** sockets, 1/8F (IPS) top X 1/8F bottom, 14" 18/2 SPT-2 105C cord and Satin Nickel finish



10408P- S-type, 2-Light wired lamp cluster with medium base E26 **Pull Chain** sockets. 7 5/8" across, 1/8F (IPS) top X 1/4F bottom with 1/8 IPS arms. Brass plated steel. 250W-250V



10429SN- 2-Light wired lamp cluster w/medium base E26 **Keyless** Sockets 7" across, 1/8F (IPS) top X 1/8F bottom with 1/8 IPS arms. Steel with Satin Nickel finish. All U.L. recognized components, but unit not U.L. listed



10429- 2-Light wired lamp cluster with medium base E26 **Keyless** Sockets 7" across, 1/8F (IPS) top X 1/8F bottom with 1/8 IPS arms. Steel with Brass Plated finish. All U.L. recognized components, but unit not U.L. listed



10408K- S-type, 2-Light wired lamp cluster with medium base E26 **Keyless** sockets. 7 5/8" across, 1/8F (IPS) top X 1/4F bottom with 1/8 IPS arms. Brass plated steel. 660W-250V



10429N- 2-Light wired lamp cluster w/medium base E26 **Keyless** Sockets, 7" across, 1/8F (IPS) top X 1/8F bottom with 1/8 IPS arms. Nickel Plated finish. All U.L. recognized components, but unit not U.L. listed




10429N- Top View



10409N- 2-Light, internally wired lamp cluster with Candelabra (E-12) Lamp Sockets, Nickel Plated finish Steel S-type, 2-Light Cluster Body. 6" across, 1/8F (IPS) top X 1/8F bottom with 1/8 IPS arms, and candelabra cups with sockets.



10409- 2-Light, internally wired lamp cluster with Candelabra (E-12) Lamp Sockets, Brass Plated finish Steel S-type, 2-Light Cluster Body. 6" across, 1/8F (IPS) top X 1/8F bottom with 1/8 IPS arms & candelabra cups w/sockets.



10409A- 2-Light, internally wired lamp cluster with Candelabra (E-12) Lamp Sockets, Antique Brass finish Steel S-type, 2-Light Cluster Body. 6" across, 1/8F (IPS) top X 1/8F bottom with 1/8 IPS arms, and candelabra cups with sockets.

Cluster Bodies - Unwired



10408N- 2-Arm, Unwired lamp cluster, Nickel Plated Steel S-type, 2-Light Cluster Body. 7 1/2" across, 1/8F (IPS) top X 1/4F bottom with 1/8 IPS arms. Nickel plated steel.



10408S- 2-Arm, Unwired lamp cluster, Unfinished Steel S-type, 2-Light Cluster Body. 7 1/2" across, 1/8F (IPS) top X 1/4F bottom with 1/8 IPS arms. Unfinished steel ready to paint



10408- Unwired S-type, 2-Arm Lamp Cluster. 7 1/2" across, 1/8F (IPS) top X 1/4F bottom with 1/8 male IPS arms. Brass plated steel.



10497U- Unwired S-type, 2-Arm Lamp Cluster, 7 1/2" spread, 1/8F (IPS) top x 1/4F (IPS) bottom with 1/8M (IPS) arms, unfinished brass



3-Arm Heavy Brass Light Cluster, 5" spread. 1/8F (IPS) top X 1/8F bottom with 1/8M arms.



Unwired Solid Brass 3-Arm Lamp Cluster, 1/8F (IPS) top X 1/8F bottom, arms threaded 1/2" long x 1/8M, 3 1/2" overall diameter

10404U - Unfinished
10404 - Polished & Lacq.



10407U- Unwired S-type, 2-Arm lamp cluster - solid brass. 5 1/4" across body 1/8F (IPS) top X 1/8F bottom, 1/8 male IPS arms. Unfinished brass

10459B- Antique Bronze Finish (pictured)
10459U- Unfinished Brass

For unwired cluster bodies (no lamp arms) see pages H-124 thru H-130



Phenolic E-26 Medium Base Lamp Sockets

See page H-319 for an explanation of our product certification marks.

E26 = Edison Medium base thread screw shell socket and adaptors for use in North America



47675- Short Keyless socket, 1/8IP cap, no UNO threads, 660W-250V, 3-piece set w/screw terminals



47671- Pull-Chain socket w/brass finish chain, 1/8IP cap, no UNO threads, 660W-250V, 3-piece set, w/screw terminals



47672- Push-Thru socket, 1/8IP cap, no UNO threads, 660W-250V, 3-piece set, w/screw terminals



Turn-Knob socket, 1/8IP cap, no UNO threads, 250W-250V, 3-piece set, w/screw terminals.

47673- On-Off interior

47674- 3-Way interior



47724- Medium base E26 phenolic 2 piece bottom, **On-Off** turn knob husk socket, screw terminals, 1/8IP x 3/8" long bushing, 660W-250V



47776- Long Keyless phenolic E26 socket, 1/8IP cap with metal bushing, **No Set Screw**, No UNO threads, 660W-250V, 3 piece set with screw terminals



47680- Long Keyless socket, 1/8IP cap **With Set Screw**, with UNO threads, 660W-250V, 3-piece set, w/screw terminals



47676- Pull-Chain socket w/brass finish chain, 1/8IP cap, UNO threads, 660W-250V, 3-piece set, w/screw terminals



47677- Push-Thru socket, 1/8IP cap, UNO threads, 660W-250V, 3-piece set, w/screw terminals



Phenolic turn-knob socket, 1/8IP cap, UNO threads, 250W-250V, 3-piece set, w/screw terminals.

47678- On-Off interior
47679- 3-Way interior



47687- Short Keyless socket, 1/8IP cap, threaded shell w/ring, 660W-250V, 4-piece set, w/screw terminals, can be used with 20050 series jar lids & neckless glass holders



47686- Long Keyless socket, 1/8IP cap, threaded shell with ring, 660W-250V, 4-piece set, w/screw terminals



47682- Pull-Chain socket w/ brass finish chain, 1/8IP cap, threaded shell with ring, 660W-250V, 4-piece set, w/screw terminals



47683- Push-Thru socket, 1/8IP cap, threaded shell with ring, 660W-250V, 4-piece set, w/screw terminals



Phenolic turn-knob socket, 1/8IP cap, threaded shell with ring, 250W-250V, 4-piece set, w/screw terminals
47684- On-Off interior
47685- 3-Way interior

Leviton Brand Medium Phenolic Lamp Sockets



40262- E26, 660W-250V, **On-Off Pull Chain** phenolic shell socket with set screw in 1/8F cap and Uno threads shell. **LEVITON Brand**



40263- E26, 660W-250V, **Push-Thru** phenolic shell socket with set screw in 1/8F cap and Uno threads shell. **LEVITON Brand**



E26, 250W-250V, **Turn Knob** phenolic shell socket with set screw in 1/8F cap & Uno threaded shell. **LEVITON Brand**

40264- Regular **On-Off** turn knob
40265- **3-Way** turn knob for 3-way bulbs



40266- E26, 660W-250V, **Keyless** phenolic shell socket with set screw in 1/8F cap and Uno threads shell. **LEVITON Brand**



40262R- E26, 660W-250V, **On-Off Pull Chain** socket with phenolic shell and 1/8F cap with set screw, and threaded shell with ring. **LEVITON Brand**



40264R- E26, 250W-250V, Regular **ON-Off Turn Knob** phenolic shell socket with 1/8F cap with set screw & threaded shell w/ring. **LEVITON Brand**



40265R- E26, 250W-250V, **3-Way** phenolic shell turn knob socket with 1/8F cap with set screw and threaded shell with ring. **LEVITON Brand**



40266R- E26, 660W-250V, **Keyless** phenolic shell socket with 1/8F cap with set screw & threaded shell w/ring. **LEVITON Brand**

47747- E26 Medium Base Phenolic Socket with **bottom turn knob**, 13" AWM B/W 105° Leads, 1/8M bottom bushing with nut, 1 1/4" diameter x 2 3/8" height to bottom of hickey, 2 3/4" overall height, 660W - 250V



E26, 660W-250V, High heat, medium base phenolic fixture socket with **On-Off** bottom turn knob switch. 1 1/4" dia. body.

48100- **LEVITON Brand**

48100i- Import Brand



48300- E26, 660W-250V, Medium base, **keyless** phenolic fixture socket with removable 1/2" 1/8F hickey. (1 7/8" overall ht.).



48101- E26, 660W-250V, Medium base, **Keyless** phenolic fixture socket w/detachable hickey tapped 1/8F. (1 7/8" overall ht.). **LEVITON Brand**



47700- E26, 660W-250V, **Keyless** medium base phenolic lamp holder with side mounted bracket, aluminum screw shell, back wired. **LEVITON Brand**



20051BK- Steel mason jar lid with 1.40" diameter center hole to fit E26 phenolic pendant socket with ring (not included). 10 air vent holes (.22" diameter), 2 7/8" O.D., satin black finish.



• Harp Base For Phenolic Sockets •

12774 - Steel, Brass Plated Harp Base For Standard Phenolic Sockets - fits heavy duty harps. (Socket Not Included)



See page H-319 for an explanation of our product certification marks.

Phenolic E-26 Keyless Medium Base Lamp Sockets

E26 = Edison Medium base thread screw shell socket and adaptors for use in North America

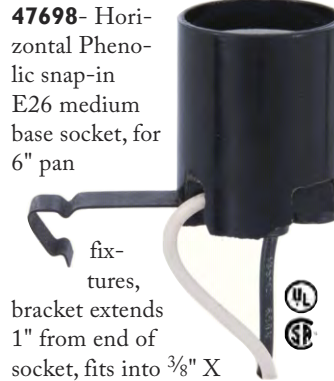


Medium E26 Base Phenolic Socket with black and white 105° wire leads, 1/8 IPS Hickey, 1 1/4" diameter x 2" overall height. Rated 660W - 250V. Your choice of wire lead length.

- 47652** - 10" wire lead
- 47652L24** - 24" wire lead
- 47652L36** - 36" wire lead



47695- Medium base E26 keyless phenolic lampholder, side mount 1/8F hickey, 9" b/w 105°C leads, 660W-250V



47698- Horizontal Phenolic snap-in E26 medium base socket, for 6" pan fixtures, bracket extends 1" from end of socket, fits into 3/8" X 1/4" mounting hole, 8" b/w 105°C leads, 660W-250V



47697- Weatherproof rubber coated pigtail medium base E26 socket with 6" 14 ga. 105°C leads, 660W-600V



47727- Medium base E26 phenolic lamp holder with side mounted bracket, 7" 105°C leads, aluminum screw shell, back wired, 660W-250V



47696- Medium base E26 phenolic lamp holder with side mounted bracket, 7" 105°C wire leads, nickel plated copper screw shell, 660W-250V



47690- Medium base E26 keyless lampholder, U-Clip snap-in socket for 1 5/16" mounting hole, for 3 1/4" to 4" holder, 8" b/w 105°C leads, 660W-250V



47691- Medium base E26 keyless lampholder, U-Clip snap-in socket for 1 5/16" mounting hole, for 3 1/4" to 4" holder, 12" b/w 105°C leads, 660W-250V



47699- Vertical Phenolic snap in E26 medium base socket, for 6" pan fixtures, bracket extends 3/4" from end of socket, fits into 3/8" X 1/4" mounting hole, 6" 105°C leads, 660W-250V

Phenolic Socket Shells & Parts (for E-26 Medium Size Sockets)



40315- Phenolic shell with Uno threads to complete socket caps #40306, #40305, or #40304. **LEVITON Brand**



40316- Outer threaded phenolic shell for use with ring #40318, and inner female threads to complete socket caps #40306, #40305, or #40304. **LEVITON Brand**



40306- Phenolic 2-slot cap with 1/8F thread and set screw, fits shells #40315 & #40316. **LEVITON Brand**



40305- Phenolic keyless cap with 1/8F thread & set screw, fits shells #40315 & #40316. **LEVITON Brand**



40304- Phenolic one-slot cap with 1/8F thread and set screw, fits shells #40315 and #40316. **LEVITON Brand**



40278- Phenolic one-slot cap for phenolic sockets, 1/4IP metal threaded bottom, no set screw.



40282- Phenolic UNO ring for phenolic sockets

40318- Phenolic ring for use with shell #40316. **LEVITON Brand**



Phenolic E-26 Cluster Sockets, Black Porcelain Sockets

47704- Medium base E26 phenolic 2-lite cluster, 1/2" long 1/8M x 1/8M mounting nipples, 3 1/2" height top of the bracket to bottom of the bracket, 7" b/w 105°C leads w/ground wire, 660W-250V



47703- Medium base E26 phenolic 3-lite cluster, 5/8" long 1/8M x 1/8M mounting nipples, 3 1/2" height top of the bracket to bottom of the bracket, 8" b/w 105°C leads, 660W-250V



47702- Medium base E26 phenolic 4-lite cluster, 1/2" long 1/8M x 1/8M mounting nipples, 3 1/2" height top of the bracket to bottom of the bracket, 7" b/w 105°C leads, 660W-250V



48727- 2- piece Retrofit LED adapter, for use with recessed can lights, 660W-600V



47701- Medium base E26 phenolic 2-lite twin offset cluster, 1/8F x 1/8F mounting brackets with set screws, 3 1/2" height, 8" b/w 105°C leads, 660W-250V



Black PORCELAIN E26 Medium Fixture Sockets

48096- Keyless glazed porcelain medium base socket with bottom 1/8 IPS metal cap w/set screw, 660w-250v, black porcelain



48095- Keyless glazed porcelain medium base socket with bottom 1/4 IPS metal cap w/set screw, 660w-250v, black porcelain



Keyless glazed porcelain medium base socket with ground screw, nickel plated copper screw shell, and bottom metal cap w/set screw, 660w-250v, black porcelain.

48092- 1/8 IPS Metal Cap
48094- 1/4 IPS Metal Cap



48093- Keyless glazed porcelain medium base socket with bare ground wire and bottom 1/8 IPS metal cap, 660W-250V, 200°C UL 1332 teflon 18 gauge, 36" leads, black porcelain, nickel plated copper screw shell



Very Thin Leads

48097- Keyless glazed porcelain medium base socket with bottom 1/8 IPS metal cap w/set screw, 150°C 18 gauge 9" leads, 660w-250v, black porcelain



Keyless porcelain medium base socket with bottom 1/8 IPS metal cap w/set screw, 200°C 18 gauge, UL 1332 wire leads, 660w-250v, black porcelain lamp socket.

48089- 9" wire leads
48098- 18" wire leads
48090- 24" wire leads
48091- 36" wire leads



Very Thin Leads



E-26 Keyless Medium Base Porcelain Fixture Sockets

E26 = Edison Medium base thread screw shell socket and adaptors for use in North America



48099 - Same as No. 48104i (left) except has **1/4 IPS** hickey



48104i- Keyless unglazed porcelain medium base (E26) socket w/detachable **1/8 IPS** hickey and nickel plated copper screw shell, 1 1/2" O.D. x 2" height, 660W-250V



48104- E26, 660W-250V, Medium based **Keyless** porcelain fixture socket with **1/8 IPS** detachable hickey. Has high heat resistant quality. **LEVITON** Brand



48301- E26, 660W-250V, Heavy duty, medium base, unglazed porcelain **Keyless** socket. Aluminum screw shell. Has approx. 5/8" ht. detachable, **1/8 IPS** hickey.



47754- Keyless glazed porcelain medium base (E26) socket, **1/8 IPS** metal cap with set screw, nickel plated copper screw shell, 1 1/2" O.D. x 2 1/16" height, **4KV pulse rated**, 660W-600V



48303- E26, 660W-250V, **Keyless** 3-Terminal porcelain socket w/Ground Screw. Nickel plated copper screw shell. 1 1/2" O.D. x 2 1/16" ht., has metal **cap with 1/8 IPS thread**.



48302- E26, 660W-250V, Glazed porcelain **Keyless** medium base socket with high heat resistance. Has bottom insulator, **1/8 IPS**, aluminum screw shell, metal cap & set screw.



48105- E26, 660W-250V, Glazed porcelain **Keyless** medium base socket with high heat resistance. Has bottom insulator, metal **1/8 IPS** cap & set screw. **LEVITON** Brand



47755- Keyless glazed porcelain medium base (E26) socket with **side wire ways**, **1/8 IPS** metal cap with set screw, nickel plated copper screw shell, 1 1/2" O.D. x 2 1/16" height, 660W-250V



47712- E26, 660W-250V, **Keyless** glazed porcelain med. base beaded body socket w/flange, **1/8 IPS** cap w/set screw, nickel plated copper screw shell, 1 5/8" O.D. x 2 1/4" height, fits clamp type holders



48304- E26, 660W-250V, **Keyless** 3-Terminal porcelain socket w/Ground Screw. Nickel plated copper screw shell. 1 1/2" O.D. x 2 1/16" ht., metal **cap with 1/4 IPS thread**.



48126i- Keyless glazed porcelain medium base (E26) socket, **1/4 IPS** metal cap with set screw, nickel plated copper screw shell, 1 1/2" O.D. x 2 1/16" height, 660W-250V



48126- E26, 660W-250V, Glazed porcelain **Keyless** medium base (E26) socket, high heat resistant, bottom insulator, metal **1/4 IPS** cap for lamp pipe, 660W-250V. **LEVITON** Brand



48105C- E26, 660W-250V, Glazed porcelain **Keyless** medium base (E26) socket, high heat resistant, bottom insulator, metal **3/8 IPS** cap for lamp pipe, 660W-250V, **LEVITON** Brand



48125- E26, 660W-250V, Glazed porcelain **Keyless** medium base (E26) socket, high heat resistant, bottom insulator, metal **1/2 IPS** cap for lamp pipe, 660W-250V. **LEVITON** Brand

E-26 Keyless Medium Base Porcelain Fixture Sockets

E26 = Edison Medium base thread screw shell socket and adaptors for use in North America



47716- Keyless unglazed porcelain medium base E26 hickey socket with 18" 105°C leads, 1/8 IPS hickey, nickel plated copper screw shell, 1 1/2" O.D. x 2" height, 660W-250V



47716L42- Keyless unglazed porcelain medium base E26 hickey socket with 42" 105°C leads, 1/8 IPS hickey, nickel plated copper screw shell, 1 1/2" O.D. x 2" height, 660W-250V



47745- Keyless unglazed porcelain medium base E26 socket with 18" 600V, 150°C leads, 1/8 IPS hickey, nickel plated copper screw shell, 1 1/2" O.D. x 2" height, 660W-250V



47748- Keyless unglazed porcelain medium base E26 socket with 18" 600V 150°C leads, 1/8 IPS internal extrusion single leg hickey, aluminum screw shell, 1 1/2" O.D. x 2 7/8" height, 660W-250V



Keyless glazed porcelain, E26 med.base lamp socket with 1/8 IPS hickey, 105°C 600V lead wires, and nickel plated copper screw shell. 1 1/2" O.D. x 2" height, 660W-250V. Your choice of wire leads length.

- 47743** - 9" wire leads
- 47742** - 30" wire leads



Keyless unglazed porcelain medium base E26 socket with AWM black and white wire leads, 1/8 IPS hickey, aluminum screw shell, 1 1/2" O.D. x 2" height, 660W-250V.


- Your choice of wire leads and temperature rating
- 47749** - 10" 105°C wire leads
 - 47749L24**- 24" 105°C wire leads
 - 47749L36**- 36" 125°C wire leads
 - 47749L48**- 48" 125°C wire leads



47753W- Keyless unglazed porcelain medium base (E26) socket, 1/8 IPS U-bracket hickey with strain relief, fiber sleeving, and ground wire, 8 foot 18/3 SVT white 105°C leads, aluminum screw shell, 1 1/2" O.D. x 2 1/8" height, 660W-250V



48117- E26, 660W-250V, Porcelain unglazed medium base **Keyless** socket with 1/8 IPS hickey, two 9" leads rated 18 AWG 105°C, & copper alloy screw shell. Rated for indoor applications. LEVITON Brand



40341-Dielectric paper insulator for medium base (E26) porcelain socket (our socket 48302 and others), 1 3/8" outside diameter, .80mm thick, 3 holes

47657- Three-light glazed porcelain cluster socket mounted to bracket, bracket slips 1/8 IPS, b/w 150°C 600V 18 gauge wires 24" long, aluminum screw shell, 660W - 250V



E-26 Keyless Medium Base Porcelain Fixture Sockets

E26 = Edison Medium base thread screw shell socket and adaptors for use in North America

- BLACK GLAZED PORCELAIN -



Very Thin Leads

48093- Keyless glazed porcelain medium base socket with bare ground wire and bottom **1/8 IPS** metal cap, 660W-250V, 200°C UL 1332 teflon 18 gauge, 36" leads, black porcelain, nickel plated copper screw shell



48097- Keyless glazed porcelain medium base socket with bottom **1/8 IPS** metal cap w/set screw, 150°C 18 gauge 9" leads, 660w-250v, black porcelain



Very Thin Leads

Keyless porcelain medium base socket with bottom **1/8 IPS** metal cap w/set screw, 200°C UL 1332 teflon 18 gauge, 660W-250V, black porcelain lamp socket.

48089- 9" wire leads
48098- 18" wire leads
48090- 24" wire leads
48091- 36" wire leads



Keyless glazed porcelain medium base (E26) socket, **1/8 IPS** metal cap with set screw, AWM B/W 150°C insulated wire leads, nickel plated copper screw shell, 1 1/2" O.D. x 2 1/16" height, 660W-250V. Choice of wire lead length.

47740 - 9" wire leads
47740L24- 24" wire leads
47740L36- 36" wire leads



47714- Keyless unglazed porcelain medium base E26 socket, **1/8 IPS** cap with set screw, 61" AWM B/W 150°C leads with insulated ground wire, nickel plated copper screw shell, 1 1/2" O.D. x 2 1/16" height, 660W-250V



47714BG - Keyless glazed porcelain medium base (E26) socket, **1/8 IPS** metal cap with set screw, 61" AWM black and white 150°C wire leads with uninsulated ground wire, nickel plated copper screw shell, 1 1/2" O.D. x 2 1/16" height, 660W-250V.

Keyless unglazed porcelain medium base (E26) socket, **1/8 IPS** metal cap with set screw, AWM black & white, 150°C leads with uninsulated ground wire, nickel plated copper screw shell, 1 1/2" O.D. x 2 1/16" height, 660W-250V.

47714BG12- 12" wire leads
47714BG36- 36" wire leads



47750- Keyless glazed porcelain medium base E26 socket, **1/4 IPS** metal cap with set screw, w/20" AWM black & white, 150°C insulated wire leads and single bare copper ground wire, nickel plated copper screw shell, 1 3/8" O.D. x 2 1/16" height, 660W-250V



47723- Medium base unglazed **Keyless** porcelain E26 socket with **8-32 bushing** for surface mount, copper screw shell, 8.5" 105°C leads, 660W-250V

47751- Keyless glazed porcelain medium base E26 socket with 18 gauge SF-2 B/W 36" 200°C leads, **1/8 IPS** metal cap w/set screw, nickel plated copper screw shell, 1 1/2" O.D. x 2 1/16" height, **4KV pulse rated**, 660W-600V



47741- Keyless glazed porcelain E26 med. base lamp socket, **1/8 IPS** metal cap with set screw, 18" AWM B/W 150°C lead wires, nickel plated copper screw shell, 1 1/2" O.D. x 2 1/16" height, 660W-250V



E-26 Keyless Medium Base Porcelain Fixture Sockets & Receptacles

E26 = Edison Medium base thread screw shell socket and adaptors for use in North America



47711- Keyless glazed porcelain U-clip snap-in medium base E26, 1 piece shallow back socket with double clip, screw terminals, nickel plated copper screw shell, 1 3/4" O.D. x 1 1/2" height, 660W-250V



47710- Keyless glazed porcelain U-clip snap-in medium base E26 1-piece shallow back socket with double clip, screw terminals, nickel plated copper screw shell, 1 11/16" O.D. x 1 3/16" height, 660W-250V. Mounts in a 1 17/32" dia. hole.



48107- E26, 660W-250V, Medium base porcelain U-clip snap-in **Keyless** socket lamp holder has two 9" leads rated 18 AWG 105°C. **LEVITON Brand.** Mounts in a 1 17/32" dia. hole.



48107i- Medium base E26 U-clip snap-in unglazed **Keyless** porcelain socket with 8 1/2" 105°C wire leads, 660W, 250V, nickel plated copper screw shell. Mounts in a 1 17/32" dia. hole.



47744- Keyless unglazed porcelain medium base E26 snap-in socket with 9 1/2" SF-1 B/W 200°C leads, 1 5/8" O.D. x 1 3/4" height, nickel plated copper screw shell, 660W-250V



47746- **Keyless** unglazed porcelain medium base E26 snap-in socket with 9" 18 gauge SF-2 B/W 200°C leads, 1 5/8" O.D. x 1 3/4" height, nickel plated copper screw shell, 4KV pulse rated, 660W-250V



47720-Keyless unglazed porcelain snap-in medium base E26 socket, 12" AWM B/W 150° C leads with ground wire, clip extends 1" from socket, nickel plated copper screw shell, 1 3/8" O.D. x 1 1/2" height, 660W-250V



47719- Medium base E26 glazed porcelain sign receptacle, 2-piece ring type with screw terminals, aluminum screw shell, 2 3/8" diameter x 1 5/8", 660W, 250V



48118i - Medium base E26 porcelain sign receptacle, 2-piece ring type, 8" 105°C wire leads, 660W, 250V, nickel plated copper screw shell



48118- E26, 660W-250V, 2-piece Ring-Type medium base porcelain receptacle socket w/two 9" leads rated 18 AWG 105°C, suggested mounting hole of 1 1/16" dia. **LEVITON Brand**



48113i- E26, 660W-250V, Medium base E26 porcelain sign receptacle, 2-piece ring type with screw terminals & nickel plated copper screw shell, mounts in a 1 1/16" diameter hole



48113- E26, 660W-250V, 2-piece Ring-Type medium base porcelain receptacle socket with two screw terminals and copper alloy screw shell. Suggested panel opening of 1 7/16" dia. Rated for indoor applications. **LEVITON Brand**

E-26 Keyless Porcelain Fixture Sockets, Retaining Rings, Metal Caps

E26 = Edison Medium base thread screw shell socket and adaptors for use in North America



48108- E26, 660W-250V, Medium base, porcelain screw type **Keyless** socket with 2 1/4" dia. threaded steel ring, insulated cap, 1/8F. Porcelain Socket has 1 1/2" outside dia. Suggested mounting hole of 1 5/8" dia. min. **LEVITON** Brand



47705- Medium base E26 threaded **Keyless** porcelain socket with metal ring, has terminal screws, 1/8 IPS cap with set screw, nickel plated copper screw shell. Porcelain Socket has 1 1/2" outside dia., 660W-250V



40290- White enamel die cast metal ring for threaded porcelain socket, 2 1/16" O.D. x 1 1/2" I.D. fits #48108, #47705, & 47752.



40286- Metal ring for threaded porcelain socket, 2 1/4" outside diameter x 1 1/2" inside diameter, fits #48108, #47705, & 47752.



40288- Die cast cap with set screw & insulator, screw holes 6-32F, 1/8 IPS



40289- Die cast cap with set screw & insulator, screw holes 6-32F, 1/4 IPS



47752- **Keyless** threaded glazed porcelain medium base (E26) socket, 1/8IP hickey and metal ring, 26" AWM B/W 125°C leads, nickel plated copper screw shell. Porcelain Socket has 1 1/2" outside dia. x 2 1/16" height, 660W-250V



47775- **Keyless** Medium base E26 unglazed porcelain lampholder with 8-32F side mount bracket, nickel plated copper screw shell, screw terminals, 660W-250V



47724P- Unglazed porcelain socket w/bottom turn knob, nickel plated E26 copper screw shell, has screw terminals. 1/8M x 3/8" long shank. 660W, 250V



47651- Medium base E26 **phenolic and unglazed porcelain** shell socket w/bottom turn-knob, hickey with 1/8M (3/8" long) nipple, screw terminals, 1 1/2" diameter, 3 1/4" overall height, 2 1/2" from top to bottom of hickey, 660W-250V



47747- E26 Medium Base Phenolic Socket with **bottom turn knob**, 13" AWM B/W 105° Leads, 1/8M bottom bushing with nut, 1 1/4" diameter x 2 3/8" height to bottom of hickey, 2 3/4" overall height, 660W - 250V

E-26 Medium Porcelain Fixture Sockets

E26 = Edison Medium base thread screw shell socket and adaptors for use in North America



47715- E26, 660W-250V, **Keyless** glazed porcelain medium base socket, **1/8 IPS** side outlet bushing with set screw, nickel plated copper screw shell, screw terminals, 1 1/2" O.D. X 2 1/8" height




47715L12- E26, 660W-250V, **Keyless** glazed porcelain medium base socket, **1/8 IPS** side outlet bushing with set screw, nickel plated copper screw shell, screw terminals, **12" AWM 3321 18 AWG 150°C**, 600V black & white wire leads, 1 1/2" O.D. X 2 1/8" height



47718- **Keyless** glazed porcelain medium base E26 ceiling receptacle, screw terminals, 4 1/2" diameter, fits over 3 1/4" or 4" box, 660W-250V. **LEVITON** brand

See page H-319 for an explanation of our product certification marks.



47709- Twin 2 circuit, 3-wire, glazed porcelain medium base E26 socket with single bushing strap, **1/8 IPS**, nickel plated copper screw shells, 3 1/16" x 1 7/8", has 24" length 150°C leads, 660W-250V




47707- Twin glazed porcelain medium base E26 socket with single bushing strap, **1/8 IPS**, nickel plated copper screw shells, 3 1/16" x 1 7/8", 660W-600V



47713- Twin glazed porcelain medium base E26 socket with flange bushing cap, **1/8 IPS** with set screw, nickel plated copper screw shells, terminal screws, 2 1/4" x 1 7/8", 660W-250V



47757- Twin medium base glazed porcelain (E26) socket with double bushing strap, 24" AWM 125°C B/W leads, **1/8 IPS** bushings top and bottom, nickel plated copper screw shells, 3 1/16" wide x 2 1/8" tall, 660W-250V



47708- Twin glazed porcelain medium base E26 socket with double bushing strap, **1/8 IPS**, nickel plated copper screw shells, 3 1/16" x 2 1/8", 660W-600V



47756- Twin glazed porcelain medium base E26 socket with flange bushing cap, **1/8 IPS** with set screw, 9" AWM B/W 150°C leads, nickel plated copper screw shell, 2 1/4" wide x 1 7/8" tall, 660W-250V



47717- 2" square medium base E26 porcelain pony cleat socket, mounts on 1 15/16" center, nickel plated copper screw shell, screw terminals, 660W-250V

E-39 Mogul Sockets

E26 = Edison Medium base thread screw shell socket and adaptors for use in North America

E39 = Edison Mogul base thread screw shell socket and adaptors for use in North America

High Quality MOGUL Lamp Sockets



48102- E39, 750W-250V, Heavy duty **3-Way Mogul** size porcelain socket for 3-Way bulbs. Commonly used on many reflector type floor lamps, this socket has a removable turn knob and comes with a **1/4 IPS** base.



47773- Heavy duty **Keyless Mogul** size E39 glazed porcelain socket with **1/4 IPS** metal cap & set screw, **11" long**, **16 gauge SF-2 B/W 200°C wires**, **4KV pulse rated**, nickel plated copper screw shell, 1500W - 600V



48109- E39, 1500W-600V Heavy duty **Keyless Mogul** size glazed porcelain socket with **1/4 IPS** metal cap & set screw. Rated 1500W - 600V pulse rated.

GU-24 Socket and Harp Base



47608- GU-24 phenolic 4 piece socket, **On-Off** turn knob, **1/8 IPS** cap, threaded cap with ring, with set screw, 300W-250V, WITH PUSH IN QUICK TERMINAL



47610B- Black KEYLESS two piece smooth body phenolic E26 Socket, 1 1/2" diameter x 2 3/8" tall, 660W-250V, mounts inside of socket cups and covers, cap has **1/8 IPS** metal insert with a ground lug and can be wired from the bottom or side, push-in QUICK CONNECT terminals, Black color

NEW! QUICK CONNECT Medium E26 Lamp Sockets



47610W- White KEYLESS two piece smooth body phenolic E26 Socket, 1 1/2" diameter x 2 3/8" tall, 660W-250V, mounts inside of socket cups and covers, cap has **1/8 IPS** metal insert with a ground lug and can be wired from the bottom or side, push-in QUICK CONNECT terminals, White color



12773- Brass plated steel harp base (no socket) for GU-24 & Nord sockets, 1 5/8" I.D., 3" max O.D., fits heavy duty harps (socket not included)

Keyless E-12 Candelabra Size Sockets

E12 = Edison Candelabra base thread screw shell socket and adaptors for use in North America



47725- Pin type phenolic E12 candelabra base socket, pressure fit, 1 1/4" ht., 3/4" dia. 60W-125V



48230- E12, 75W-125V, Candelabra base, **Keyless** candle socket with 1/8 F hickey & paper insulator. 1 1/2" ht. **LEVITON** Brand



48230i - Phenolic candelabra base E12 **Keyless** socket with outside extrusion 1/8F hickey, screw terminals paper insulator, 1 1/2" height, 75W-125V



48316- E12, 75W-125V Candelabra base **Keyless** porcelain socket 1/8F hickey & paper insulator. 1 9/16" overall height.



48312- E12, 75W-125V Candelabra size **Keyless** socket has hickey with 3/8" ht. and 1/8F base. 1 3/4" overall ht.



47759- Short keyless porcelain socket, Candelabra base (E12), 1 3/4" height, Comes with a paper insulator, internal extrusion hickey is tapped 1/8IP, 75W-125V



47760- Damp location-rated short keyless porcelain socket with phenolic cover, Candelabra base (E12), 1 3/4" height, internal extrusion hickey is tapped 1/8IP, nickel plated copper screw shell, 75W-125V



48213i- E12, 75W-125V Candelabra base **Keyless** porcelain socket w/paper insulator. 2" ht., 75W-125V, Imported, U.L listed



48217- E12, 75W-125V, Phenolic candelabra base **Keyless** socket has hickey with 3/4" ht. and 1/8F base. 2 1/16" overall ht. U.L. & C.S.A. listed. **LEVITON** Brand



48311 - E12, 75W-125V Candelabra size **Keyless** socket has hickey with 3/4" ht. and 1/8F base. 2 1/16" overall ht.



48209- E12, 75W-125V, Candelabra base, **Keyless** candle socket with 1/8 F hickey & paper insulator. 3" ht. **LEVITON** Brand



48209i- E12, 75W-125V, Candelabra base, **Keyless** candle socket with 1/8 F hickey & paper insulator. 3" ht.



48315- E12, 75W-125V Candelabra size **Keyless** socket has hickey with 1 3/4" ht. and 1/8F base. 3" overall ht.



47765- Twin porcelain candelabra base cluster sockets (E12) with inside extrusion double leg hickey, 24" #18 UL 1015 105°C B/W leads, comes with paper liners, 4 1/4" wide x 1 1/4" tall, 75W-125V

48214 - E12, 75W-125V **Keyless** Candelabra base socket w/screw terminals, paper insulator, & bracket that slips 1/8F, 2 1/4" height.



Keyless E-12 Candelabra Size Sockets

E12 = Edison Candelabra base thread screw shell socket and adaptors for use in North America



47631- E12,
75W-125V
High heat,

Keyless porcelain candelabra socket, paper shell insulator, screw terminals, 1/8F base, 3" height. U.L listed



47632-
E12, 75W-
125V

High heat, **Keyless** porcelain candelabra socket, paper shell insulator, screw terminals, 1/8F base, 4" height. U.L listed



47628- E12,
75W-125V
Keyless phenolic candelabra socket, paper shell insulator, screw terminals, 1/8F base, 4" height. U.L listed



47627- E12,
75W-125V
Keyless phenolic candelabra socket, paper shell insulator, screw terminals, 1/8F base, 6" height. U.L listed



48318- E12,
75W-125V,
Adjustable

Keyless porcelain candelabra base candle socket with 1/8F hickey & paper insulator. Adjusts from 4 1/16" to 6" ht.



48319- E12,
75W-125V
Adjustable

Keyless phenolic candelabra base candle socket with 1/8F hickey & paper insulator. Adjusts from 4 1/16" to 6" ht.



48317- E12,
75W-125V,
Adjustable

Keyless porcelain candelabra base candle socket with 1/8F hickey & paper insulator. Adjusts from 3 3/8" to 4 11/16" ht.



48215- E12,
75W-125V,
Adjustable
candelabra
base **Keyless**
candle socket

with 1/8F hickey & paper insulator. Adjusts from 3 1/4" to 4 3/4" ht. **LEVITON** Brand



47726- E12, 75W-125V Candelabra Base One-Piece, **Keyless** Incandescent Urea Pony Cleat Lampholder, Single Circuit, Open Terminal, White, 7/8" height with mounting holes 1 1/8" C to C, not UL listed.



E17 Intermediate Base

47772- Keyless unglazed porcelain **E17 Intermediate Base** socket with 8" AWM B/W 105°C leads, 1/8IP hickey, 1" O.D. x 1 3/4" height, 75W-250V



48310-
E12, 75W-125V
Candelabra size **Keyless** socket has 1/8F hickey that adjusts from 3 1/4" to 4 3/4" (overall ht.)



Keyless E-12 Candelabra Size Sockets

E12 = Edison Candelabra base thread screw shell socket and adaptors for use in North America



Phenolic E12 candelabra socket with one black and one white **105°C UL 1430 wire leads**, 1/8F internal extrusion hickey, 3" overall height, 75W-125V

47762- w/26" wire leads

47762L40- w/40" wire leads



Phenolic E12 candelabra socket with one black and one white **105°C UL 1430 wire leads**, 1/8F internal extrusion double-leg hickey, 1 3/4" overall height, 75W-125V

47761- w/26" wire leads

47761L36- w/36" wire leads

47761L40- w/40" wire leads

47761L48- w/48" wire leads



47763- Phenolic E12 candelabra socket with one black and one white, 26" long **105°C UL 1430 wire leads**, 1/8F internal extrusion hickey, 4" height, 75W-125V

Phenolic E12 candelabra socket with one black and one white **105°C UL 1430 wire leads**, 1/8F internal extrusion hickey, 6" overall height, 75W-125V

47764- w/26" wire leads

47764L40- w/40" wire leads



47767- Short keyless porcelain socket, Candelabra base (E12), 1 3/4" height, Comes with a paper insulator, 24" #18 UL 1015 B/W 105°C leads, internal extrusion hickey is tapped 1/8IP, 75W-125V

48311W- Keyless Candelabra Lamp Socket w/10" leads. Socket is 2 1/16" inches in overall height, and comes w/insulated stranded wire leads that are connected to the socket terminals via sturdy and safe copper lugs. **UL 1015**, 10" wire leads are 18 1/32 AWM 105C plastic covered single strand wire. 2-leg hickey is tapped 1/8 IP.



Phenolic pigtail E12 candelabra socket, 1/8F hickey, 1 3/4" height, **105°C leads, UL 1015 wire**, 75W-125V

47633 - 6" leads

47634 - 12" leads

47635 - 18" leads

47635L24- 24" leads

47636 - 30" leads

47635L42- 42" leads



48310W-

Adjustable Keyless Candelabra Lamp Socket w/10" wire leads. Adjusts from 3 1/4" to 4 3/4" in overall height, and comes w/insulated stranded wire leads that are connected to the socket terminals via sturdy and safe copper lugs. **UL 1015**, 10" long insulated wire leads are rated 18 1/32 AWM 105C. 2-leg hickey is tapped 1/8 IP.



48314- E12, 75W-125V, Phenolic **Keyless** Candelabra socket w/spring clips to snap into 1" dia. hole.

Comes w/two 24" long insulated lead wires rated 18 AWG 105°C.

48800- E12, 75W-125V, Phenolic "pigtail" **Keyless** socket with Candelabra size base & two 6" long, 18 AWG 105°C insulated wire leads.



47648- Euro style phenolic 3 piece smooth E12 candelabra socket, 1 3/4" ht., 1/8F IPS, screw terminals, 75W-125V



47647- Euro style phenolic 4 piece E12 candelabra socket, 1/2 threaded shell with shoulder and ring, cap is 1/8F IPS, screw terminals, 1 3/4" ht., 75W-125V



47646- Euro style phenolic 4 piece E12 candelabra socket, fully threaded shell and ring, cap is 1/8F IPS, screw terminals, 1 3/4" ht., 75W-125V

Keyless E-12 Candelabra Size Sockets

E12 = Edison Candelabra base thread screw shell socket and adaptors for use in North America

Push-In Terminal Connectivity



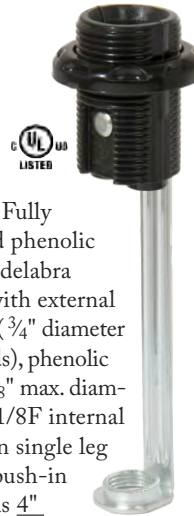
47768- Fully threaded phenolic E12 candelabra socket with external threads ($\frac{3}{4}$ " diameter at threads), phenolic ring ($1\frac{1}{8}$ " max. diameter), & 1/8F internal extrusion single leg hickey, push-in terminals, $1\frac{5}{8}$ " height, 75W-125V



47769- Fully threaded phenolic E12 candelabra socket with external threads ($\frac{3}{4}$ " diameter at threads), phenolic ring ($1\frac{1}{8}$ " max. diameter) & 1/8F internal extrusion single leg hickey, push-in terminals 2 " height, 75W-125V



47770- Fully threaded phenolic E12 candelabra socket with external threads ($\frac{3}{4}$ " diameter at threads), phenolic ring ($1\frac{1}{8}$ " max. diameter) & 1/8F internal extrusion single leg hickey, push-in terminals 3 " height, 75W-125V



47771- Fully threaded phenolic E12 candelabra socket with external threads ($\frac{3}{4}$ " diameter at threads), phenolic ring ($1\frac{1}{8}$ " max. diameter) & 1/8F internal extrusion single leg hickey, push-in terminals 4 " height, 75W-125V



47638- Phenolic E12 candelabra socket w/ external threads ($\frac{3}{4}$ " diameter at threads), phenolic ring ($1\frac{1}{8}$ " max. diameter) & 1/8F internal extrusion single leg hickey, 8 " AWM b/w 105°C leads, $1\frac{3}{4}$ " height, 75W-125V



47626- Phenolic E12 candelabra socket w/external threads ($\frac{3}{4}$ " diameter at threads), phenolic ring ($1\frac{1}{8}$ " max. diameter), & 1/8F internal extrusion single leg hickey, 12 " long AWM 105°C insulated wire leads, $1\frac{3}{4}$ " height, 75W-125V



47640- **4-light** phenolic E12 candelabra socket harness set, each with shoulder and phenolic ring. Socket has $\frac{3}{4}$ " dia. at the threads. Harness come with an 18 " tail and has 7 " centers. $18/2$ SPT-1 brown 105°C leads, 75W-125V



47639- **3-light** phenolic E12 candelabra socket harness set, each with shoulder and phenolic ring. Socket has $\frac{3}{4}$ " dia. at the threads. Harness come with an 18 " tail and has 7 " centers. $18/2$ SPT-1 brown 105°C leads, 75W-125V



47637- European style phenolic E12 candelabra socket w/shoulder & phenolic ring. Socket has $\frac{3}{4}$ " dia. at the threads. $1\frac{1}{4}$ " height, 24 " $18/2$ SPT-1 brown 105°C leads, 75W-125V



40292- Phenolic ring for threaded candelabra socket, approx. $\frac{3}{4}$ " inside dia., $1\frac{1}{8}$ " outside dia., brass finish, fits our items 47637, 47638, 47639, 47626, 47640



40293- Phenolic ring for threaded candelabra socket, approx. $\frac{3}{4}$ " inside dia., $1\frac{1}{8}$ " outside dia., chrome finish, fits our items 47637, 47638, 47639, 47640, 47626



40291- Die cast metal ring for threaded candelabra socket, approx. 1 " inside diameter, $1\frac{1}{4}$ " outside dia. Fits our item 47706



47706- E12 Candelabra base porcelain threaded **Keyless** socket with metal ring, **$1\frac{5}{8}$ " overall height**, approx. 1 " diameter at threads, $1\frac{1}{4}$ " dia. at ring shoulder, 12 " 105°C leads, 1/8IP hickey, 75W-125V



47766- Porcelain E12 Candelabra base threaded Keyless socket with metal ring, **2 " overall height**, approx. 1 " diameter at threads, retaining ring has $1\frac{3}{16}$ " outside dia. Socket comes with 18 " #18 UL 1015 B/W leads 105°C , 1/8IP hickey, 75W-125V

Lamp Socket Pull Chain, Pulls, Socket Adapters

Decorate your Early Electric Lamps with Handel Style Pull Chains



20906R - 12" of #6 Brass Finish Beaded Chain with a 1/4" ball stop on one end (used for bead chain fixtures).

Solid Brass Handel or Pairpoint style "Acorn" pull chain mounted on #6 bead chain, 1/2" long "Acorn" with brass bead chain mounted, 6" overall length.

20906 - Stamped "Acorn", Antique brass finish
20906Z - Stamped "Acorn", unfinished brass
20906Y - Cast "Acorn" Bronze finish



20906



20906Z



20906Y

Beaded Chain - 12" Lengths

One foot length #6 BRASS beaded chain, sold by the foot, 1/8" diameter beads, average 69 beads per foot. Your choice of finish.



48600A - Antique Brass Finish



48600 - Brass Plated Finish



48600N - Nickel Plated Finish

Beaded Chain Connectors

Brass chain connector (No Chain) for #6 beaded chain. Your choice of finish.



48601A - Antique Brass Finish



48601 - Brass Plated Finish



48601N - Nickel Plated Finish



48717B - Medium base E26 polarized socket adaptor, brown, 660W-125V



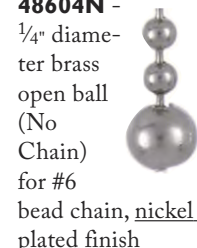
48717i - Medium base E26 polarized socket adaptor, ivory, 660W-125V



48703 - Medium to medium size socket extension. Extends lamp 1" from original socket, bakelite material, **LEVITON** Brand, U.L. listed



48604 - 1/4" diameter brass open ball (No Chain) for #6 bead chain, unfinished brass



48604N - 1/4" diameter brass open ball (No Chain) for #6 bead chain, nickel plated finish



48602 - Brass Bell End (No Chain) for #6 beaded chain, brass plated finish



48706 - Socket adapter, candelabra to medium size with paper insulator. 120V 75W. Not UL listed

48700 - Socket adapter that reduces intermediate size to fit candelabra size bulbs. Not UL listed



48705 - Socket adapter, French to Candelabra size, 120V 75W. Not UL listed



48719 - Porcelain medium to medium socket extension, 1" overall extension, 660W-250V, E26-E26



48713 - 2 piece glazed porcelain medium to medium socket extension, 1 1/4" overall extension, 660W-250V, E26-E26



48707 - Medium base E26 to GU-24 socket reducer with locking function, 660W-250V, white

GU24 sockets and adaptors provide a bayonet mount bi-pin connector for fitting certain CFL and LED bulbs.



48702 - Mogul to medium size socket adapter. Heavy-duty porcelain adapter allows use of standard light bulbs on floor lamps with mogul-size sockets. U.L., CSA listed.



48711 - Mogul to mogul socket extension, 2 3/8" overall extension, 4KV pulse rating, 1500W-600V, E39-E39

Halogen Lamp/Fixture Sockets, Parts, & Bulbs



48361- 1000W-250V, Double ended Halogen Socket with bracket and two 6", SF-1 200°C leads, accepts 4^{11/16}" length, double ended halogen bulb. 5^{1/2}" long overall.



48360- 1000W-250V, Double ended Halogen Socket with bracket and two 6", SF-1 200°C leads, accepts 3^{1/8}" length, double ended halogen bulb. 4" long overall.



48364- 75W-250V, MR16 Bi-Pin Socket, GY6.35 Base with 6", SF-1 200°C leads.



48365- 1000W-250V, Porcelain Socket for mini can halogen lamp with two 6", SF-1 200°C leads.



48362- 1000W-250V, Ceramic 4-Terminal wire connector.

See page H-319 for an explanation of our product certification marks.

48363-

750W-250V, 12A Multi-base Bi-Pin Quartz Socket. All of the bi-pin bulbs fit this universal socket. It also fits bulb types G4, G6.35, GY6.35, GX5.3(MR16) and GZ4(MR11). 250 Volt maximum voltage, 12A maximum amperage. 750W - maximum wattage. Has 6", SEW-1 200°C leads. For 12 volt bulbs you must use a transformer. 120 volt bulbs do not need a transformer.
LEVITON brand

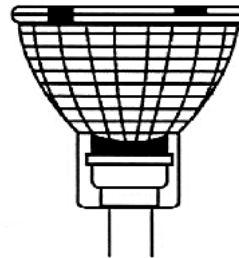


47124- 4^{11/16}" long (118mm) 300W, 130V Clear Bulb fits socket #48361



J-Type, T-3 Double-Ended Halogen Bulb.

47123- 3^{1/8}" long (78mm) 150W, 130V Clear Bulb fits socket #48360



GX5.3 Base, Halogen Flood, 12V, 3000 hrs.

47034- 36 degree, 20W, fits Halogen socket #48363

47035- 38 degree, 50W, fits Halogen socket #48363

GY6.35 Base

Miniature Halogen Quartz Bulb. 2000 hrs.



47185- **JC-Type**, 35W, 12V Clear Bulb fits Halogen sockets #48364 & #48363 (this page)

47186- **JC-Type**, 50W, 12V Clear Bulb fits Halogen sockets #48364 & #48363 (this page)

47120- **JC-Type**, 75W, 12V Clear Bulb fits Halogen sockets #48364 & #48363 (this page)

47122- **JCD-Type**, 20W, 130V Clear Bulb fits Halogen sockets #48364 & #48363 (this page)



JD Type, Mini Can Halogen Lamp, Single Ended Base, fits Halogen socket #48365 130V, 2000 hrs.

47126- 50W

47127- 75W

47128- 100W

Halogen & LED Lamp/Fixture Sockets

GU10 = A base for reflector light bulbs that have a GU10 base bayonet mount



47612- Porcelain GU10 halogen socket with 1/8IP hickey, 18AWG SF-1 200°C 12" leads, rated 250W-250V, 250V/2A T-250



47613- Porcelain GU10 halogen socket with mounting holes, 18AWG SF-1 200°C 12" leads, rated 250W-250V, 250V/2A T-250



47617- Porcelain Bi-Pin halogen socket, fits G4, G5.3, GX5.3, & G6.35, 18AWG 10" silicone/ fiberglass leads, 200°C, rated 100W-250V



47645- Halogen socket, G5.3 with 2 mounting holes, 9" 200° SF-1 leads, 3/8" H x 1 1/16" L x 1 3/16" W, screw holes 7/8" center to center, 75W-250V



47618- Porcelain Bi-Pin halogen socket with MR-16 clip, 1/8F hickey, fits G4, G5.3, GX5.3, & G6.35, 18AWG 10" silicone/ fiberglass leads, 200°C, rated 100W-250V



47619- Porcelain Bi-Pin halogen socket, 1/8F hickey, fits G4, G5.3, GX5.3, & G6.35, 18AWG 10" silicone/ fiberglass leads, 200°C, rated 1000W-250V

47623-

Halogen socket, R7S base for J-type bulbs, 1000W-250V, 18" SF-1, 200°C leads. Includes lock nut & threaded base to slip 1/16" dia. hole



47624- Single contact brass bayonet socket, nickel plated, 1/8IPS male thread, 60" 105°C leads, 75W-125V



47625- Double contact bayonet socket, 1/8IPS male thread, 10" 250°C teflon leads, 150W-125V

Versatile **G9 Lamp Sockets** can be used with Halogen or LED light bulbs like our #47270, 47271, 47272, 47273 (see page H-172) and other G9 base light bulbs.



47733- G9 external threaded porcelain socket with ring, 21" UL 10362 leads rated at 600V-250°C, 1/8IP double leg hickey (3/8" tall) with internal extrusion, 1 3/8" height, 3/4" diameter, 500W-250V - 2 AMP



47734- G9 external threaded porcelain socket with ring, 72" UL 10362 leads rated at 600V-250°C, 1/8IP double leg hickey (3/8" tall) with internal extrusion, 1 3/8" height, 3/4" diameter, 500W-250V - 2 AMP



47735- G9 external threaded phenolic socket, 20" UL 10362 leads rated at 600V-250°C, 1/8F bushing, 1 1/4" height, 3/4" diameter, 500W-250V - 2 AMP



47732- G9 external threaded porcelain socket, push in terminals, 1/8IP double leg hickey (3/8" tall) with internal extrusion, 1 1/2" height, 3/4" diameter, 500W-250V - 2 AMP



40280- Chrome ring for G9 threaded sockets 47732, 47733, 47734, & 47735, 3/4" I.D., 1 1/16" O.D.

Lamp Plugs for SPT-1, SPT-2, & SVT Wire, Easy Install, 1-2-3, Snap-On

LEVITON Brand attachment caps, U.L. Listed. The 1-2-3 cap. Positive contact between cord & brass blades. For SPT-1 cord, 10A-125V



48514 - Brown



48515 - Ivory



48528 - White



48529 - Black

U.L. Listed Quick Connect Plugs For 18/2 SPT-1 & SPT-2 Cord - 6A-125V w/Polarized Blades



48564 - Black, for SPT-1 cord

48554 - Black, for SPT-2 cord



48563 - White, for SPT-1 cord

48553 - White, for SPT-2 cord



48562 - Clear Gold, for SPT-1 cord

48552 - Clear Gold, for SPT-2 cord



48561 - Clear, for SPT-1 cord

48551 - Clear, for SPT-2 cord



48560 - Brown, for SPT-1 cord

48550 - Brown, for SPT-2 cord



U.L. Listed SLIDE-ON Type Lamp Plugs w/polarized blades, 8A-125V - For SPT-1 or SPT-2 18/2 type lamp cord.



48555B - Brown, for SPT-1 cord

48556B - Brown, for SPT-2 cord



48555BK - Black, for SPT-1 cord

48556BK - Black, for SPT-2 cord



48555C - Clear, for SPT-1 cord

48556C - Clear, for SPT-2 cord



48555i - Ivory, for SPT-1 cord

48556i - Ivory, for SPT-2 cord



48555W - White, for SPT-1 cord

48556W - White, for SPT-2 cord



48536 - Clear Gold, for SPT-1 cord

48537 - Clear Gold, for SPT-2 cord

Gilbert Snap-On Plugs

are sturdy and economical. No stripping - positive contact between cord and blades. Your choice to fit SPT-1 or SPT-2 lamp cord, 10A-125V. Blades are polarized - U.L. Listed



48512 - Brown, for SPT-1 lamp cord

48530 - Brown, for SPT-2 lamp cord



48513 - Ivory, for SPT-1 lamp cord

48531 - Ivory, for SPT-2 lamp cord



48521 - Black, for SPT-1 lamp cord

48532 - Black, for SPT-2 lamp cord

For SVT Wire



48567 - 15 Amp, 125 Volt, NEMA 5-15P, 2-Pole, 3-Wire Grounding Plug, Straight Blade, Residential Grade - Black, will accept a 18-14 gauge cord with a maximum diameter of $\frac{7}{16}$ ". Fits 18/3 SVT round wire



48566 - 15 Amp, 125 Volt, NEMA 1-15P, 2 Pole, 2 Wire, Plug, Straight Blade, Residential Grade, Non-Polarized, Non-Grounding - Black, will accept a 18-14 gauge cord with a maximum diameter of $\frac{7}{16}$ ". Fits 18/3 SVT round wire

Lamp Plugs for Restoration & Small Appliances

Early Electric Style Lamp Plugs Look Great w/Our Cotton & Rayon Covered Cord



40319 - Insulator to precisely fit B & P's 20th Century early electric style plugs. 1 1/16" dia. Constructed of high quality dielectric paper board.



"Acorn" embossed lamp plug with acorn and oak leaf motif. An exact replica of an early electric plug. 1 1/3" dia., 2/3" ht., & comes with insulator and polarized prongs. Fits wire up to 5/16" dia. Not UL listed

- 48543** - Brown
- 48545** - Black
- 48546** - White

"Mid-Century" embossed lamp plug with a ribbed air-frame motif. An exact replica of an early electric plug. 1 1/3" dia., 2/3" ht., & comes with insulator and polarized prongs. Fits wire up to 5/16" dia. Not UL listed

- 48542** - Black
- 48540** - Brown
- 48539** - White



48516 - Brown



48535 - White



Heavy Bakelite Plug w/brass spring prongs & terminal screws. Will fit round and flat wire up to 5/16" dia. **COOPER BRAND**



48558 -

Round non-polarized plug with terminal screws, fits 18/2 SVT round wire up to 3/8" diameter, black color, 15A-125V, **COOPER BRAND**



48573 - Round

non-polarized plug with terminal screws, fits 18/2 SVT round wire up to 3/8" diameter, will work with industrial style lighting, hard service, 18/2-14/2 AWG, black, 15A-125V, **LEVITON BRAND**

ATTACHMENT PLUG with terminal screws, will fit 18/2 SVT round wire, 15A-125VAC, Non-Polarized



48557B - Brown



48557BK - Black




48557W - White



Attachment Plug Unassembled




48565BK - Black



48565G - Gray



48565O - Orange



48565W - White

Industrial look 2-pole, 3-wire grounded LAMP OR APPLIANCE ATTACHMENT PLUG that fits SVT & SJT wire, 15A, 125V/AC, wire hole diameter up to 3/8". **COOPER BRAND**



Item Number 48565G shown unassembled

Dimmer Switches & Controls



LEVITON Brand full range feed through dimmer switch. 0-100% brightness control. Eliminates the need for 3 way bulbs, 220W-120V, U.L. listed

48412- Brown

48413- Ivory



48468 -
Electronic dimmable transformer for halogen only, 2³/₄" L x 1¹/₄"W x 1³/₄"H, 120VAC input, 12VDC 60W max output



48467 - Electronic transformer plug in AC adapter, 120VAC input, 12VDC-60W max output, dimmable, 7' detachable cord, can be used with halogen lamps



48470K- Full range table lamp dimmer switch replacement kit, paper housing, 300W dimmer, 2" x 1¹/₄" x ⁵/₈", 12" AWM 105°C black leads, comes with black & gold knob, 60-300W, 120V, comes with 2 wire nuts



48472-USB charger for table lamp, input 120VAC-0.5A, 60hz, output 5VDC 2A, class 2 power supply for cell phones, tablets, etc.



Dimmer Switch Has 2 Interchangeable Control Knobs To Match Your Hardware Finish

48470-Full range table lamp dimmer switch, paper housing, 300W dimmer, 2" x 1¹/₄" x ⁵/₈", 12" AWM 105°C black leads, comes with black & gold knob, 60-300W, 120V

These Knobs Fit Switches #48469, 48470, 48471



21120- Plastic dimmer knob, gold color



21120BK- Plastic dimmer knob, black color



21120N- Plastic dimmer knob, nickel color



48471K- Full range pole lamp dimmer switch replacement kit, paper housing, 4³/₄" x ³/₄", 24" leads one end, 7" leads other end, both SPT-1 black, brass colored knob, 500w, 120v, comes with 4 wire nuts

48469-4" tall full range socket dimmer, E-26 (medium base), candle socket with paper liner, black knob, 1/8IP bushing with set screw, 5¹/₂" leads, 150W, 120V



48471 -Full range pole lamp dimmer switch, paper housing, 4³/₄" x ³/₄", 24" leads one end, 7" leads other end, both SPT-1 black, brass colored knob, 500W, 120V



Full Range Slide Dimmer with polarized female receptacle, indicator light, & built-in positive off. 6' SPT-2 cord set, rated 500W, 120V.

40121B- Black color
40121W- White Color

Dimmer Switches & Controls



48474BK -
Black

48474BR -
Brown

48474W -
White

In-line, full range dimmer with 6' cord set for LED, CFL, and incandescent bulbs. LED 100W max, CFL 100W max, incandescent 300W max, 120V AC, indoor use only, just plug power supply plug into integrated cord set and plug cord set into 120V power outlet (instructions included), if used with LED or CFL bulbs, make sure bulbs are dimmable. Your choice of color



48473BK - Black

48473BR - Brown

48473W - White

Full range in-line dimmer for LED, CFL, and incandescent. LED 100W max, CFL 100W max, incandescent 300W max, 120V AC, for use with 18/2 SPT-2 wire, indoor use only, just insert blunt wires to install (instructions included). 3 5/16" L x 1 5/8" W x 1 5/16" deep. Your choice of color.



48224- 150W Full Range Dimmer socket interior with ivory knob and paper lining, 120V, UL recognized



48475- Turn-knob LED dimmer, phenolic housing, for indoor use only, comes with black and gold knobs. 2 1/4" L (including attachment points) x 1 1/2" W x 3/4" Ht. Dimmable LED 20W max, Incandescent 100W max, 120V.



48476- Turn-knob LED dimmer, paper housing, for indoor use only, comes with black and gold knobs. 2" L x 1 5/8" W x 3/4" Ht. Dimmable LED 20W max, Incandescent 100W max, 120V

Inline Cord Switches & Rocker Switches



Peanut-shaped In-Line Toggle Switch for use with SPT-1 & SPT-2 type wire. Crimp On Wire Connections. Switch is Rated 2A-120V, 2A-250V UL listed / ENEC / JET / CQC/ CE. Each switch assembly comes in an individual bag, it is recommended to use a rubber hammer to assemble the top to the bottom of the switch. 2 13/32" long x 3/4" wide x 5/8" ht.

48427B - Black
48427W - White
48427C - Clear



40416- Round, Black color ON-OFF snap in Rocker Switch. Rated: 5A-250V, 10A-125V, 3A-125VL, 6" AWM 600V, 105°C leads, no diode, mounts in 7/8" diameter hole



In-Line, convex-shape toggle switch for use with SPT-1 & SPT-2 type wire. Switch has crimp-on type wire terminal - wire connection, rated 3A-120VAC, 2A-250VAC. Each switch assembly comes in an individual bag, UL listed, it is recommended to use a rubber hammer to assemble the top to the bottom of the switch. 2 13/32" long x 1" wide x 5/8" ht.

48425B - Black
48425W - White
48425BR - Brown



40415- Round, Black color Hi-OFF-LOW snap in Rocker Switch. Sequence: Hi-Off-Low Rated: 5A-250V, 10A-125V, 3A-125VL, 6" AWM 600V, 105°C leads, mounts in 7/8" diameter hole



Female End Connectors & Snap in Convenience Outlets

Gilbert Female End Connector for use with 18 Ga. parallel wire. Your choice to fit SPT-1 or SPT-2 lamp cord. Accepts polarized plugs, U.L. listed, 10A-125V



48524 - Brown, for SPT-1 lamp cord



48525 - Ivory, for SPT-1 lamp cord



48464B - 3-wire, 2 pole snap in convenience outlet, opening size 1" x 1" x 1", rated 15A-125V, black



48464W - 3-wire, 2 pole snap in convenience outlet, opening size 1" x 1" x 1", rated 15A-125V, white



48520- Snap-in Convenience outlet w/female terminal, has two 6" leads. U.L. & CSA, fits 1/2" X 1" opening

See page H-319 for an explanation of our product certification marks.

Inline Cord Switches & Dimmer Switches

Superior Inline Cord Switches

New inline, feed-thru rocker style cord switches (**On/Off**) for 18/2 SPT-1 or 18/2 SPT-2 lamp cord. These switches are superior to older designs in that they are easy on your hands, easier to use, and also work very well with twisted pair cotton & rayon covered lamp cord. Ergonomic shape allows you to locate and operate the switch without having to see it - great in a dark room. 3 amp, 120VAC. 2 1/4" X 5/8" Your choice of color & cord size.



For SPT-1 Lamp Cord

- 48450** - Black
- 48451** - White
- 48452** - Transparent (clear)
- 48454** - Brown



For SPT-2 Lamp Cord

- 48420** - Black
- 48421** - White
- 48422** - Transparent (clear)
- 48423** - Clear Gold
- 48424** - Brown



48429- Rotary line switch, for 18awg SPT-1, Black, 3A-120VAC



Rotary line switch, for 18awg, Brown, 3A-120VAC
48432- for SPT-1
48437- for SPT-2



Rotary line switch, for 18awg, White, 3A-120VAC
48433- for SPT-1
48438- for SPT-2



Rotary line switch, for 18awg, Clear Silver, 3A-120VAC
48431- for SPT-1
48436- for SPT-2



Rotary line switch, for 18awg, Clear Gold, 3A-120VAC
48430- for SPT-1
48435- for SPT-2



Heavy duty **On/Off** lamp cord switch for RAYON CORD & other thick (up to 1/4" dia.) lamp cords. Has rocker type toggle switch with on-off clearly marked. 2 1/2" X 1 1/4". 3A-120VAC. **COOPER BRAND**
48405- Brown (pictured)
48406- Off-White



Rotary **On/Off** lamp cord switch. "T" rated. Neat & easy to install - no stripping of wires. 6A-125V, 3A-250V, 3A-125VT. **LEVITON** Brand
For SPT-1 Cord
48400- Brown
48401- White



Heavy Duty **On/Off** inline rocker switch for ROUND WIRE, 3A-120V 1/2HP 125V, fits, 18/2 SPT-1 & SPT-2, 16/2 SPT-2, & 18/2 SVT round cord.
LEVITON brand
48465B- Brown color
48465i- Ivory color



See page H-319 for an explanation of our product certification marks.

Hi-Low Dimmer Inline Rotary Switches



Hi-Low dimmer switch for 18/2 lamp cord 200W, 120V, Black
48462- for SPT-1
48442- for SPT-2



Hi-Low dimmer switch for 18/2 lamp cord 200W, 120V, Ivory
48463- for SPT-1
48444- for SPT-2



Hi-Low dimmer switch for 18/2 lamp cord 200W, 120V, White
48460- for SPT-1
48440- for SPT-2



Hi-Low dimmer switch for 18/2 lamp cord 200W, 120V, Brown
48461- for SPT-1
48441- for SPT-2

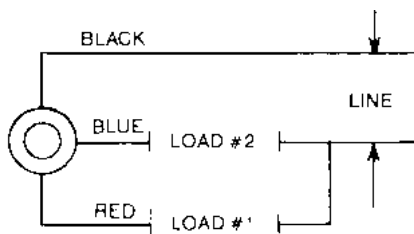


Lamp Switches

See page H-319 for an explanation of our product certification marks.




40402i- 3-Way, 4-position, 2 circuit rotary switch with brass plated knob, load 1 on, load 2 on, load 1&2 on, off, 3/8" metal shank, 6" long 18 gauge wire leads, 3A-250VAC, 6A-125VAC, 3A,125VL




Wiring Diagram for 2 circuit switch allowing for a 3-way sequence of operation as follows: Load 1 on (low), Load 2 on (med.), Load 1 & 2 on (high).



40402N- 3-Way, 4-position, 2 circuit rotary switch with nickel plated knob, load 1 on, load 2 on, load 1&2 on, off, 3/8" metal shank, 6" long 18 gauge wire leads, 3A-250VAC, 6A-125VAC, 3A,125VL



40408- 3-Way, 4-position, 2 circuit rotary switch with brass plated knob, load 1 on, load 2 on, load 1&2 on, off, 5/8" metal shank, 6" long 18 gauge wire leads, 3A-250VAC, 6A-125VAC, 3A,125VL



40408N- 3-Way, 4-position, 2 circuit rotary switch with nickel plated knob, load 1 on, load 2 on, load 1&2 on, off, 5/8" metal shank, 6" long 18 gauge wire leads, 3A-250VAC, 6A-125VAC, 3A,125VL



40409- 3-Way, 4 position, push canopy switch with brass plated knob, 3/8" metal shank, 6" 18 gauge leads, 3A-250VAC, 6A-125VAC



40409N- 3-Way, 4 position, push canopy switch with nickel plated knob, 3/8" metal shank, 6" 18 gauge leads, 3A-250VAC, 6A-125VAC



40401- On-Off Push canopy switch with brass plated knob, 3/8" metal shank, 6" 18 gauge leads, 3A-250VAC, 6A-125VAC, 6A-125VL

40400i- On-Off Rotary canopy switch with brass plated knob on 3/8" metal shank, and 6", 18 ga. wire leads. Rated at 3A-250-VAC, 6A-125VAC, 6A-125VL



40401N- On-Off Push canopy switch with nickel plated knob, 3/8" metal shank, 6" 18 gauge leads, 3A-250VAC, 6A-125VAC, 6A-125VL

40400N- On-Off Rotary canopy switch with nickel plated knob, 3/8" shank, 6" 18 gauge leads, 3A-250VAC, 6A-125VAC, 6A-125VL



40407- On-Off Push canopy switch with brass plated knob, 5/8" metal shank, 6" 18 gauge leads, 3A-250VAC, 6A-125VAC, 6A-125VL



40407N- On-Off Push canopy switch with nickel plated knob, 5/8" metal shank, 6" 18 gauge leads, 3A-250VAC, 6A-125VAC, 6A-125VL



On-Off Rotary canopy switch with removable brass plated knob, 5/8" shank, 6" 18 gauge leads, 3A-250VAC, 6A-125VAC, 6A-125VL



40406- Brass plated knob & shank
40406N- Nickel plated knob & shank

Lamp Switches, Touch Lamp Control



40405- On-Off pull switch for canopy or fan light, single circuit with brass finish chain, 6" 18 gauge leads, white cord & bell, rated 3A-250VAC, 6A-125VAC



40405N- On-Off pull switch for canopy or fan light, single circuit with nickel finish chain, 6" 18 gauge leads, white cord & bell, rated 3A-250VAC, 6A-125VAC



40410- On-Off Lighted Push canopy switch with black plastic knob & brass finish knurled nut, $\frac{3}{8}$ " metal shank, 6" 18 gauge leads, 3A-250VAC, 6A-125VAC, 6A-125VAC, 6A-125VAC



40403- Black Phenolic On-Off Button Rotary Switch, great for mounting where space is limited, 6", 18 ga. leads, 1.5A 250V, 3A 125V, 1A 125VT, 3A 125VL, 5A 15VT, 1/8M



40403W- White Phenolic On-Off Button Rotary Switch with white knob, 6", 18 gauge leads, 1.5A 250V, 3A 125V, 1A 125VT, 3A 125VL, 5A 15VT, 1/8M



40412- 3-Way ceiling fan canopy switch, two circuit with nickel finish chain, 6" 18 gauge leads, white cord & bell, rated 6A-125V, 3A-250V



40411- On-Off metal toggle switch, single circuit, rated 6A-125V, 3A-250V, brass finish



40411N- On-Off metal toggle switch, single circuit, rated 6A-125V, 3A-250V, nickel finish



Touch Control for Touch Lamps - has plastic outer shell, rated 150W-120V, indoor incandescent use only, $1\frac{7}{8}$ " x $1\frac{3}{8}$ " x $\frac{5}{8}$ "



40123- Low-Med-Hi-Off
40124- On/Off



On/Off Phenolic Push Button Floor Switch, $2\frac{3}{8}$ " dia., for SPT-1 & SPT-2 lamp cord, rated 2A-125VAC, 1A-125VL, 1A-250VAC



40122 - Black color
40126 - White color



40154- On-Off phenolic push button floor switch, $2\frac{3}{4}$ " diameter, 3A, 125V, for SPT-1 & SPT-2 lamp cord. Brown Color



40155- On-Off phenolic push button floor switch, $2\frac{3}{4}$ " diameter, 3A, 125V, for SPT-1 & SPT-2 lamp cord. White Color



40151- On-Off phenolic push button floor switch, $2\frac{3}{4}$ " diameter, 3A, 125V, for SPT-1 & SPT-2 lamp cord. Black Color



40150- On-Off phenolic push button floor switch, $2\frac{3}{4}$ " diameter, 3A, 125V, clear, for SPT-1 & SPT-2 lamp cord. Clear Color

Custom Lamp Cord Sets U.L. Listed

Item No.	Length	Color	SPT-1	SPT-2
46700	6 ft.	Brown	X	
46701	6 ft.	White	X	
46702	6 ft.	Clear Gold	X	
46703	6 ft.	Clear Silver	X	
46704	6 ft.	Black	X	
46706	6 ft.	Ant. Bronze	X	
46707	6 ft.	Unfin. Brass	X	
46710	8 ft.	Brown	X	
46711	8 ft.	White	X	
46712	8 ft.	Clear Gold	X	
46713	8 ft.	Clear Silver	X	
46714	8 ft.	Black	X	
46715	8 ft.	Ivory	X	
46716	8 ft.	Ant. Bronze	X	
46717	8 ft.	Unfin. Brass	X	
46718	8 ft.	Ant. Brass	X	
46719	8 ft.	Metallic Gold	X	
46810	8 ft.	Brown		X
46811	8 ft.	White		X
46812	8 ft.	Clear Gold		X
46813	8 ft.	Clear Silver		X
46814	8 ft.	Black		X
46815	8 ft.	Ivory		X
46818	8 ft.	Ant. Brass		X
46730	10 ft.	Brown	X	
46731	10 ft.	White	X	
46732	10 ft.	Clear Gold	X	
46733	10 ft.	Clear Silver	X	
46734	10 ft.	Black	X	
46738	10 ft.	Ant. Brass	X	
46830	10 ft.	Brown		X
46831	10 ft.	White		X
46832	10 ft.	Clear Gold		X
46833	10 ft.	Clear Silver		X
46834	10 ft.	Black		X
46838	10 ft.	Ant. Brass		X
46720	12 ft.*	Brown	X	
46721	12 ft.*	White	X	
46722	12 ft.*	Clear Gold	X	
46723	12 ft.*	Clear Silver	X	
46724	12 ft.*	Black	X	
46726	12 ft.*	Ant. Bronze	X	
46727	12 ft.*	Unfin. Brass	X	
46728	12 ft.*	Antique Brass	X	
46729	12 ft.*	Metallic Gold	X	
46820	12 ft.*	Brown		X
46822	12 ft.*	Clear Gold		X
46823	12 ft.*	Clear Silver		X
46824	12 ft.*	Black		X
46828	12 ft.*	Ant. Brass		X
46840	16 ft.*	Brown		X
46842	16 ft.*	Clear Gold		X
46844	16 ft.*	Black		X


* Recommended for floor lamps

EXCELLENT QUALITY plastic covered cord sets have insulated 18 gauge, stranded copper wire and come with polarized plugs and stripped, copper-tipped ends. 18/2 105°C. U.L. listed.



46719MG- Metallic Gold

- U.L. Listed
- 18/2, 105°C
- SPT-1 or SPT-2 Plastic Covered Cord
- Polarized Molded Plugs
- Stripped, Copper Tipped Ends
- Easy To Use
- Cords Available in Variety of Useful Colors / Lengths
- Special Quantity Pricing Available



46716- Antique Bronze



46717- Unfinished Brass



46703- Clear Silver



46700- Brown



46701- White



46702- Clear Gold



46704- Black



46715- Ivory



46718- Antique Brass

Specialty Cord Sets

Cord Sets for Push-In Style Terminal Lamp Sockets



46813NL - Clear Silver

Clear silver, 18/2 SPT-2 Plastic Covered Lamp Cord Set, U.L. CSA listed, polarized plugs, slit 1 5/8", strip 1/2", fully tinned for use in lamp sockets with push-in style terminals. 105°C, 300V. U.L. listed

46813NL- 8 ft. cord set
46843NL- 15 ft. cord set



Copper strands are fully tinned for use with **PUSH-IN STYLE TERMINALS** lamp sockets that are shown on page H-11



46822GT - Clear Gold

46822GT- 12' clear gold, 18/2 SPT-2 Plastic Covered Lamp Cord Set, U.L. CSA listed, polarized plugs, slit 1 5/8", strip 1/2", fully tinned for use in lamp sockets with push-in style terminals. 105°C, 300V. U.L. listed



Copper strands are fully tinned for use with **PUSH-IN STYLE TERMINALS** lamp sockets that are shown on page H-11



18/2, SPT-1 - Cord Sets with **Switches and Candelabra Sockets installed** (Switch is 12" from socket)

46760 - 6 ft. Brown
46761 - 6 ft. White



Black 18/3 SVT cord set, 105°C, 300V, 3-prong polarized plug with ground, slit 3 1/2", strip 3/4", 1/4" diameter.
46914- 10'
46924- 15'



White 18/3 SVT cord set, 105°C, 300V, 3-prong polarized plug with ground, slit 3 1/2", strip 3/4", 1/4" diameter.
46911- 10'
46921- 15'



46903- 15' long Plug-in Pendant Light, black cord, plug, switch, & socket, 18/2 SVT 105°C cord set with **E26 medium base phenolic socket and UNO thread ring, with set screw**, plug, in-line **rocker switch** mounted 36" from socket. Not U.L. listed, 60 watt max.



Plug-in Pendant Light, 15Ft SPT-2 cord with E26/E27 Socket, On/Off **rocker switch** mounted 4 ft. 11" from plug, each set is packed in separate plastic bag, UL listed. Your choice of color.

46904BK - Black color
46904W - White color



46901- 15' long, Plug-in Pendant Light, black lamp cord, plug, socket 18/2 SVT 105°C cord set with **E26 medium base phenolic socket and UNO thread ring**, with set screw. Not U.L. listed, 60 watt max.

Lamp Cord Sets w/Switches & Specialty Cord Sets



Rayon covered parallel cord sets

with Mid-Century style molded plug. Parallel cord is slit 1 1/2", stripped 5/8", and has tinned stranded copper tips. Your choice of cord color and cord length. U.L. Listed


- 46880** - 8 ft. Brown Rayon Cord Set
- 46883** - 8 ft. Silver Rayon Cord Set
- 46884** - 8 ft. Black Rayon Cord Set
- 46880L12** - 12 ft. Brown Rayon Cord Set
- 46883L12** - 12 ft. Silver Rayon Cord Set
- 46884L12** - 12 ft. Black Rayon Cord Set




48498- Plug end cover, protects lamp cord plug from damage during shipping and handling



18/2 - Cord Sets with Switches installed (Switches are 18" from the cord end)

- SPT-1** 
- 46750** - 8 ft. Brown
 - 46751** - 8 ft. White
 - 46752** - 8 ft. Clear Gold
 - 46753** - 8 ft. Clear Silver
 - 46754** - 8 ft. Black

- SPT-2** 
- 46850** - 8 ft. Brown
 - 46851** - 8 ft. White
 - 46852** - 8 ft. Clear Gold
 - 46853** - 8 ft. Clear Silver
 - 46854** - 8 ft. Black



69146 - Mason Jar Pendant Kit, 15' black cotton twisted cord assembled with antique style button plug, black phenolic E26 socket with UNO ring and mason jar lid attached, hanging hooks & strain relief, not UL listed. 60 watt max. (jar & light bulb not included)



46864- 19' Plastic lamp cord set with foot switch, 18/2 SPT-2, 11 feet of cord from switch to cord end, 8' of cord from switch to lamp plug, 105°C 300V. Black plastic lamp cord with molded, polarized plug. UL Recognized.

16 ft. Black Rayon parallel lamp cord set, (18/2) with foot switch

mounted 10 1/2 ft. from the molded, polarized plug. UL recognized.

- 46954**- SPT-1
- 46964**- SPT-2



16 ft. Brown Rayon parallel lamp cord set, (18/2) with foot switch

mounted 10 1/2 ft. from the molded, polarized plug. UL recognized.

- 46950**- SPT-1
- 46960**- SPT-2



Rayon Covered Lamp Cord Sets



46934- 10 1/2' Black Rayon, round lamp cord set with 9' of cord covered in rayon (18/3 SVT-3) with molded plug, UL recognized.



< "Acorn" design



Ribbed > design

- Your choice of cord color & plug design -

Brown Parallel Cord

46860- w/"Acorn" Plug

46861- w/Ribbed Plug

Gold Parallel Cord

46862- w/"Acorn" Plug

46863- w/Ribbed Plug

Special purpose, 10 ft. rayon covered parallel cord sets with early electric style, brown color lamp plugs, safe & convenient copper-capped wire tips, and plastic insulation covering all stranded wire. Antique style as used on most portable lamps in the early part of the 20th century. Fine quality cord but NOT U.L. listed. Your choice of cord color & plug design.



46933- 10 1/2' Silver Rayon, round lamp cord set with 9' of cord covered in rayon (18/3 SVT-3) with molded plug, UL recognized.



46870- 8' brown rayon parallel lamp cord (18/2 SPT-1) with molded plug, NOT UL listed



46874- 8' black rayon parallel lamp cord (18/2 SPT-1) with molded plug, NOT UL listed



46930- 10 1/2' Brown Rayon, round lamp cord set with 9' of cord covered in rayon (18/3 SVT-3) with molded plug, UL recognized.



46940 - Brown
46942 - Gold
46943 - Silver



46944- 10' Black Rayon parallel lamp cord set

with 8' of cord covered in rayon (18/2 SPT-1) with molded plug, UL recognized



46890- 10' Brown Rayon parallel lamp cord set (18/2 SPT-2) with molded plug, UL recognized




46894- 10' Black Rayon parallel lamp cord set (18/2 SPT-2) with molded plug, UL recognized



46893- 10' Silver Rayon parallel lamp cord set (18/2 SPT-2) with molded plug, UL recognized



18/2-SPT General Purpose Plastic Insulated Lamp Cord



46600- Brown **46601-** White **46602-** Black **46603-** Clear Silver **46604-** Antiqued Bronze **46605-** Clear Gold **46606-** Unfinished Brass **46608-** Antiqued Brass **46605MG-** Metallic Gold

18/2 General Purpose Plastic Covered Lamp Cord (Parallel 2 wire)

SPT 18/2, 105°C, 300V

250 ft. cord on a Spool, your choice of cord color. Take advantage of our offering of fine cord in various SPT ratings for your next wiring job.



APPLICATIONS for 18/2-SPT Wire

SPT-I - This wire is U.L. Listed for use in hanging fixtures & sconces, easily slips 1/8 IP pipe.

SPT-I 1/2 - This wire is a recognized component for use in fixtures hanging by a chain, easily slips 1/8 IP pipe. This cord is marked UL 20288.

SPT-2 - This wire is U.L. Listed for use in portable table and floor lamps, difficult to slip 1/8 IP pipe.

Item No.	Length	Color	SPT-I	*SPT-I 1/2 (U.L.20288)	SPT-2	Certification	
46600	250 ft.	Brown	X			cUL US LISTED	
46601	250 ft.	White	X				
46602	250 ft.	Black	X				
46603	250 ft.	Clear Silver	X				
46604	250 ft.	Antiqued Bronze	X				
46605	250 ft.	Clear Gold	X				
46605MG	250 ft.	Metallic Gold	X				
46606	250 ft.	Unfinished Brass	X			cUL US LISTED	
46608	250 ft.	Antiqued Brass	X				
46640	250 ft.	Brown		X			cUL US LISTED
46641	250 ft.	White		X			
46642	250 ft.	Black		X			
46643	250 ft.	Clear Silver		X			
46645	250 ft.	Clear Gold		X		cUL US LISTED	
46610	250 ft.	Brown			X		
46611	250 ft.	White			X		
46612	250 ft.	Black			X		
46613	250 ft.	Clear Silver			X		
46615	250 ft.	Clear Gold			X		

* Recommended for fixtures that are hanging by chain

PVC-Covered Pulley Lamp Cord

These PVC (Thermoplastic) covered pulley lamp cords have plastic covered insulated wires that are encased in a tough plastic (outer) covering. This lamp cord is used in pendant & "pulley" type fixtures, but also gives good service in small, portable appliance use. **SVT** rating = medium-duty copper wire insulation. **SJT** rating = heavy duty copper wire insulation. 18 ga, 105°C, 300V, U.L. listed. Your choice of cord color, quantity.

250 ft. Spool

50 ft. Length

Our SVT and SJT 2 and 3 plastic pulley cords are lined with fiber stands which helps to improve the cord's strength, shape and insulation.

2-Wire **46616-** White, SVT 2-Wire
46617- Black, SVT 2-Wire

2-Wire **46616C-** White, SVT 2-Wire
46617C- Black, SVT 2-Wire

3-Wire **46618-** Clear Silver, SVT 3-Wire
46626- White, SVT3-Wire
46627- Black, SVT 3-Wire
46628- White, SJT 3-Wire

3-Wire **46618C-** Clear Silver, SVT 3-Wire
46626C- White, SVT3-Wire
46627C- Black, SVT 3-Wire
46628C- White, SJT 3-Wire

2-Wire

46616-
18/2, SVT
.240" dia.
White

46617-
18/2, SVT
.240" dia.
Black

3-Wire

46618-
18/3, SVT
.260" dia.
Clear Silver

46626-
18/3, SVT
.260" dia.
White

46627-
18/3, SVT
.260" dia.
Black

46628-
18/3, SJT
.312" dia.
White

Special Purpose Thin, Flexible Lamp Cord



20/2, SPT-1, 105°C, 300V Thin Plastic Covered Cord

Parallel 2-wire, 250 ft. cord on a Spool, your choice of cord color. Thin and flexible "French Wire" for chandeliers and sconces. Special purpose lamp cord for wiring fixtures with narrow wire ways. **U.L. Listed.**

- 46664G** - Clear Gold
- 46664S** - Clear Silver
- 46664BK** - Black
- 46664BR** - Brown



Clear Gold Clear Silver



Black Brown



22/2 Thin Plastic Covered Lamp Cord

Parallel 2-wire, 250 ft. cord on a Spool, your choice of cord color. Very thin and flexible, special purpose cord for wiring fixtures with narrow wire ways. Fine quality cord but NOT U.L. Listed. NOT recommended for use over 75 Watts (total load).

- 46609** - Antique Brass
- 46620** - Clear Gold
- 46621** - Clear Silver
- 46622** - Black
- 46623** - Brown

18/1 (18 AWG single wire) FEP 200°C Fixture Wire - Super Thin!

UL 1332, 200°C



18 AWG single strand FEP 200°C wire, UL 1332 for internal wiring of appliances, 300V, wire diameter = .071", 1000 foot spool, very thin wire for tight spaces. Your choice of lamp cord color. **U.L. Listed.**

- 46665W** - White
- 46665B** - Black

18/1 (single wire) SF-1 and SF-2 Stranded Braid Lamp Cord

18/1, single wire **SF-1 and SPT-2** lamp cord excels in wiring fixtures that have narrow wireways and possible issues with heat exposure. Compared to plastic insulated wire, SF-1 and SF-2 lamp cord is relatively stiff and has a tuff abrasion-resistant braided exterior.

UL SF-1, SF-2, 200°C



46663B - Black color, 18/1 stranded braid 200°C **SF-1** wire, **UL, 300V**, wire diameter = .094", 250' spool

46663B2 - Black color, 18/1 stranded braid 200°C **SF-2** wire, **UL, 600V**, wire dia. = .12", 250' spool



UL SF-1, SF-2, 200°C

46663W - White color, 18/1 stranded braid 200°C **SF-1** wire, **UL, 300V**, wire diameter = .094", 250' spool

46663W2 - White color, 18/1 stranded braid 200°C **SF-2** wire, **UL, 600V**, wire diameter = .12", 250' spool

18/1 (single wire) AWM Type Plastic Insulated Lamp Cord

UL 1015, 105°C



2 50 Ft., 18 1/32, UL 1015, 105°C Type AWM Plastic Insulated Cord (single wire), 600V. **U.L. Listed**

46681 - White color, 250 ft. spool cord, .112" wire diameter

46682 - Black color, 250 ft. spool cord, .112" wire diameter

46681G - Green color, 500 ft. spool cord, .112" wire diameter

UL 3321, 150°C



5 00 Ft., 18/1 AWM UL 3321 150°C Plastic Insulated Lamp Cord, 600V, wire diameter .113", 500' spool **U.L. Listed**

46671 - White color, 18/1 AWM, 150°C, 500 ft.

46672 - Black color, 18/1 AWM, 150°C, 500 ft.

Ground Wire, Ground Lugs, Wire Connectors



18 AWG Tin Plated Copper Ground Wire (single wire). Looks nice with crystal chandeliers

46661 - 500 ft. cord on a Spool, Tin Plated copper bare braided grounding wire.

46661L25 - 2500 ft. Spool

46661C - 50 ft. length



18 AWG Bare Copper Ground Wire (single wire)

46660 - 250 ft. cord on a Spool, Copper color bare braided grounding wire.

46660L25 - 2500 ft. Spool

46660C - 50 ft. length



46681G - 18/1 stranded AWM 105°C UL 1015 wire, 600V, .112" wire diameter, 500 ft. spool, Green color



48505 - Non-insulated #8 spade terminal, for 22-18 gauge wire, 600V, 105°C, sold each (100 pc. minimum)



48504 - 8-32 Slip Zinc Plated Lug



48499 - 1/8 IP Slip Zinc Plated Lug with set screw



48506 - 1/4 IP Slip Zinc Plated Lug



48500 - 1/8 IP Slip, Zinc Plated Ground Lug



48500R100 - 1/8 IP Slip, Zinc Plated Ground Lug. Comes on "strip" of 100 pcs.



Single, 8-32 slip, round ground lug with 18/1 bare copper ground wire. Choice of lengths

48503 - 9" long

48503E - 12" long



Single, 1/8 IP slip, round ground lug with 18/1 bare copper ground wire. Choice of lengths

48501 - 8" (inches) long

48501A - 12" (inches) long

48501B - 10' (feet) long



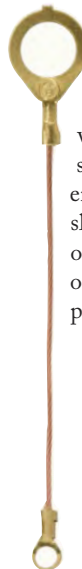
48501N - Single, 1/8 IP slip, round ground lug with 12" of 18/1 tinned copper ground wire



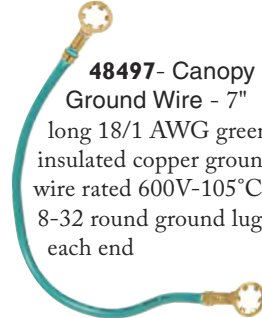
Single, 1/4 IP slip, round ground lug with 18/1 bare copper ground wire. Choice of length

48506A - 12" (inches) long

48506B - 10' (feet) long



48503D - Double ended ground wire with 1/8 IPS slip lug on one end and an 8-32 slip lug on the other end of 12" of 18/1 bare copper ground wire.



48497 - Canopy Ground Wire - 7" long 18/1 AWG green insulated copper ground wire rated 600V-105°C, 8-32 round ground lug each end



48485 - Small crimp-on wire connector, rated up to 4 #18 wires, 300V, 3/4" tall

48486 - Medium crimp-on wire connector, rated up to 6 #18 wires, 300V, 1" tall



48488 - Extra small plastic wire connector for 105°C supply wire, 300V 2 #18 max



48487 - Wing nut wire connector with spring insert for 105°C wire. Rated up to 3 #18 wires, 1000V, 1" height



48507 - Small wire connector, has spiral threaded metal insert for #22 - #16 AWG wire.



48508 - Medium wire connector, has spiral threaded metal insert for #22 - #14 AWG wire.



48509 - Large wire connector, has spiral threaded metal insert for #22 - #14 AWG wire.



Phenolic wire connectors are solderless and tapeless. For joining solid or stranded wire or combinations of both.

48510 - for 2 or 3 pieces of #18 wire.

48511 - for 2,3, or 4 pieces of #18 wire.

Porcelain HI-HEAT Wire Connectors



- May be used w/Halogen Quartz Lamps -

48490 - Small porcelain high heat 300V wire connector, rated up to 2 #18 ga. wires

48491 - Medium porcelain high heat 300V wire connector, rated up to 4 #18 ga wires

48492 - Large porcelain high heat 300V wire connector, rated up to 5 #18 ga. wires




SVT ROUND Wire - On Spool Rayon/Nylon Covered Cord



18/3 SVT-B Nylon Fabric Cloth Covered Pendant and Table Lamp Wire, UL Listed.

18/3 SVT-B



100 ft. Spool

Lamp Cord Per Foot*

- 46689** - Black
- 46655B** - Blue
- 46655C** - Copper
- 46655DB** - Dark Blue
- 46689G** - Gray
- 46689DG** - Dark Gray
- 46655i** - Ivory
- 46655S** - Silver
- 46689W** - White

- 46689F** - Black
- 46655BF** - Blue
- 46655CF** - Copper
- 46655DBF** - Dark Blue
- 46689GF** - Gray
- 46689DGF** - Dark Gray
- 46655iF** - Ivory
- 46655SF** - Silver
- 46689WF** - White

*12 foot minimum

- 46689- Black
- 46655B- Blue
- 46655C- Copper
- 46655DB- Dark Blue
- 46689G- Gray
- 46689DG- Dark Gray
- 46655i- Ivory
- 46655S- Silver
- 46689W- White



100 ft. Spool

Lamp Cord Per Foot*

- 46680BW** - Black/White
- 46680WB** - Blue/White
- 46679BB** - Black/Brown
- 46680BG** - Black/Gold
- 46680BP** - Black/Pink
- 46680RW** - Red/White
- 46689R** - Red

- 46680BWF** - Black/White
- 46680WBF** - Blue/White
- 46679BBF** - Black/Brown
- 46680BGF** - Black/Gold
- 46680BPF** - Black/Pink
- 46680RWF** - Red/White
- 46689RF** - Red

*12 foot minimum

- 46680BW- Black/White Hounds-tooth
- 46680WB- White/Blue Hounds-tooth
- 46679BB- Black/Brown Zig-Zag
- 46680BG- Black/Gold Hounds-tooth
- 46680BP- Black/Pink Hounds-tooth
- 46680RW- Red/White Hounds-tooth
- 46689R- Red

All Spool Cords On This Page Are UL Listed

Rayon/Nylon Covered Cord

18/3 SVT-B



46697BK

Nylon Fabric Cloth Covered lamp cord with 2 plastic insulated 18 ga. wires underneath a tuff plastic sheath.

- 46697BK**- Black, 100 ft. spool
- 46697BKf**- Black, per foot* *12 foot minimum

COTTON Pulley Lamp Cord (3-wire)



- 46677- Black
- 46656BR- Brown
- 46656R- Red
- 46656SB- Slate Blue
- 46656G- Gray
- 46656W- White



46656SB

18/3 SVT-B

18/3 SVT-B Cotton Fabric Cloth Covered Pendant and Table Lamp Wire, UL Listed. Your choice of color and quantity.

100 ft. Spool

- 46677** - Black
- 46656BR** - Brown
- 46656R** - Red
- 46656SB** - Slate Blue
- 46656G** - Gray
- 46656W** - White

250 ft. Spool

- 46677L** - Black

Lamp Cord Per Foot*

- 46677F** - Black
- 46656BRF** - Brown
- 46656RF** - Red
- 46656SBF** - Slate Blue
- 46656GF** - Gray
- 46656WF** - White

*12 foot minimum

2-Wire 18 Gauge PARALLEL Lamp Cord - On Spool Rayon/Nylon Covered Cord




SPT-1, 18 Gauge



SPT-1-B, 18 Gauge

SPT-1, Rayon Parallel Lamp Cord (2-wire)

This special purpose, rayon covered lamp cord has 2 plastic covered insulated wires under a cloth rayon sheath. Rayon lamp cord was used in the early part of the 20th century and serves well when used to restore lighting from that era. Fine quality lamp cord that is U.L. listed. 2 conductor 18 ga., 105°C, 300V. Your choice of cord color and quantity.



250 ft. Spool

- 46630** - Gold, 250 ft.
- 46631** - Brown, 250 ft.
- 46632** - White, 250 ft.
- 46634** - Black, 250 ft.
- 46646** - Ant. Brass, 250 ft.
- 46647** - Light Brown, 250 ft.

100 ft. Spool


- 46630L100** - Gold, 100 ft.
- 46631L100** - Brown, 100 ft.
- 46632L100** - White, 100 ft.
- 46634L100** - Black, 100 ft.
- 46646L100** - Ant. Brass, 100 ft.
- 46647L100** - Light Brown, 100 ft.

Lamp Cord Per Foot

- 46630F** - Gold, per foot*
- 46631F** - Brown, per foot*
- 46632F** - White, per foot*
- 46634F** - Black, per foot*
- 46646F** - Ant. Brass, per foot*
- 46647F** - Light Brown, per foot*

*12 foot minimum

SPT-2, 18 Gauge



SPT-2-B, 18 Gauge

SPT-2, Rayon Parallel Lamp Cord (2-wire)

This special purpose, rayon covered lamp cord has 2 plastic covered insulated wires under a cloth rayon sheath. Rayon lamp cord was used in the early part of the 20th century and serves well when used to restore lighting from that era. Fine quality lamp cord that is U.L. listed. 2 conductor 18 ga., 105°C, 300V. Your choice of cord color and quantity.



250 ft. Spool

- 46633AG** - Antique Brass, 250 ft.
- 46633BK** - Black, 250 ft.
- 46633BR** - Brown, 250 ft.
- 46633G** - Gold, 250 ft.
- 46633LBR** - Light Brown, 250 ft.
- 46633W** - White, 250 ft.

100 ft. Spool

- 46633AG100** - Antique Brass, 100 ft.
- 46633BK100** - Black, 100 ft.
- 46633BR100** - Brown, 100 ft.
- 46633G100** - Gold, 100 ft.
- 46633LBR100** - Light Brown, 100 ft.
- 46633W100** - White, 100 ft.

Lamp Cord Per Foot

- 46633AGF** - Antique Brass, per foot*
- 46633BKF** - Black, per foot*
- 46633BRF** - Brown, per foot*
- 46633GF** - Gold, per foot*
- 46633LBRF** - Light Brown, per foot*
- 46633WFF** - White, per foot*

*12 foot minimum

- All Spool Cords On This Page Are UL Listed -

2 & 3 Wire Twisted Cord - On Spool

Rayon/Nylon and Cotton Covered Cord

Expand your possibilities with these gorgeous twisted pair lamp cords. Restore beautiful vintage lamps and fixtures or embellish your own designs in ways that will make people sit up and take notice. Our cord colors are fantastic matches for early cords and add a distinct vintage flair to any lighting project.

18 Gauge, 2-Wire Twisted Pair



Twisted Pair - Rayon Covered, 2-wire (#46636)



Twisted Pair - Cloth Covered, 2-wire



46659J



46635 46636 46638 46644

Rayon/Nylon Covered Twisted Pair Lamp Cord (2-wire)

This special purpose, rayon/nylon-covered twisted pair lamp cord has 2 plastic covered insulated wires, each with a rayon sheath. 2 conductor 18 ga, 105°C, 600V. Your choice of cord color and quantity.

- 46635** - Gold, 100 ft. spool
- 46635F** - Gold, per foot*
- 46636** - Brown, 100 ft. spool
- 46636F** - Brown, per foot*
- 46638** - Black, 250 ft. spool
- 46638L100** - Black, 100 ft. spool
- 46638F** - Black, per foot*
- 46644** - Antique Brass, 100 ft. spool
- 46644F** - Antique Brass, per foot*

*12 foot minimum

Jute Burlap Twisted Lamp Cord (3-wire)

This special purpose, Jute Burlap-covered twisted lamp cord has 3 plastic covered insulated wires, each with a rayon sheath. 3 conductor, 18 ga, 105°C, 600V. Diameter = 12mm (3/8"). Your choice of quantity.



- 46659J** - Jute Burlap Color 50 ft. spool
- 46659JF** - Jute Burlap Color, per foot*

*12 foot minimum



46637 46662CL 46662P 46662SB 46662SG 46662T

Cotton Covered Twisted Pair Lamp Cord (2-wire)

This special purpose, cotton-covered twisted pair lamp cord has 2 plastic covered insulated wires, each with a rayon sheath. 2 conductor 18 ga, 105°C, 600V. Your choice of cord color and quantity.

- 46637** - Black, 18 ga, 250 ft. spool
- 46637F** - Black, 18 ga, per foot*
- 46662BK** - Black, 18 ga, 100ft. spool
- 46662CL** - Clay Color 100 ft. spool
- 46662CLF** - Clay Color, per foot*
- 46662P** - Putty Color, 100 ft. spool
- 46662PF** - Putty Color, per foot*
- 46662SB** - Slate Blue 100 ft. spool
- 46662SBF** - Slate Blue, per foot*
- 46662SG** - Steel Gray 100 ft. spool
- 46662SGF** - Steel Gray, per foot*
- 46662T** - Tan, 100 ft. spool
- 46662TF** - Tan, per foot*

*12 foot minimum



#46637 - 250 ft.

Cord Grip Bushings for Twisted Pair, & SVT Lamp Cord

Tap
1/8F



26929U-
BRASS
Unfinished

26929B-
Ant. Bronze
Finish - Steel

26929BK-
Satin Black
Finish - Steel

26929C-
Polished Copper
Finish - Steel

26929N-
Polished Nickel
Finish - Steel

26929SN-
Satin Nickel
Finish - Steel

26929W-
White Finish -
Steel



26929A-
Antique Brass
Finish - Steel

Metal Strain Relief Bushings with Nylon Set Screw, **tap 1/8F** x 3/8" deep, 11/16" tall x 1/2" diameter. Bushings have .275 inch inside dia. opening for cord entrance. Fits twisted pair, SVT-2 braided and plastic cord.

Tap
1/4F



26943U-
BRASS
Unfinished

26943B-
Ant. Bronze
Finish - Steel

26943BK-
Satin Black
Finish - Steel

26943C-
Polished Copper
Finish - Steel

26943N-
Polished Nickel
Finish - Steel

26943SN-
Satin Nickel
Finish - Steel

26943W-
White Finish -
Steel



26943A-
Antique
Brass Fin-
ish - Steel

Metal Strain Relief Bushings with Nylon Set Screw, **tap 1/4F** x 1/2" deep, 7/8" tall x 5/8" diameter. Bushings have .466 inch inside dia. opening for cord entrance. Fits SJT-2 and 3, SVT-2 and 3, braided and plastic cord.

Replacement Set Screws for Cord Grip Bushings



21235C- Hard polycarbonate set screw, clear, M6 x 1 x 25/64" long

21235BK- Hard polycarbonate set screw, black, M6 x 1 x 25/64" long

21234C- Hard polycarbonate set screw, clear, M6 x 1 x 1/4" long

21234BK- Hard polycarbonate set screw, black, M6 x 1 x 1/4" long

Cord Grip Bushings for Twisted Pair & SVT-2 Plastic or Cloth Covered Cord

1/8 IP lamp cord grip bushing designed for plastic or cloth covered lamp cord. Great for pendant lighting where the cord attaches at the canopy, 1 1/8" long, 5/8" diameter. All bushings with brass body and plastic grip. Cord entrance hole I.D. = .29"

- 26930** - Polished Brass - No Lacquer
- 26930A**- Antique Brass Finish
- 26930BK**- Satin Black Finish
- 26930N**- Nickel Plated
- 26930SN**- Satin Nickel Finish
- 26930C**- Polished Copper Finish
- 26930W**- White



26930-
Polished
Brass

26930A-
Antique
Brass

26930BK-
Satin
Black

26930N-
Nickel
Plated

26930SN-
Satin
Nickel

26930C-
Polished
Copper

26930W-
White

Cord Grip Bushings for Twisted Pair, & SVT Lamp Cord

Cord Grip Bushings for TWISTED-PAIR Cotton & Rayon Cord



1/8 IP Bakelite Cord Grip Bushings designed for twisted-pair cotton & rayon lamp cord, and parallel lamp cord. Your choice of color. Cord entrance hole I.D. = .27"

- 26915** - Black
- 26916** - White
- 26939** - Silver

Cord Grip Bushings for SVT-2 and SVT-3 Pulley Lamp Cord

1/8 IP Bakelite Cord Grip Bushings works well with PULLEY LAMP CORD. Your choice of color. Cord entrance hole I.D. = .29"



- 26919** - Black
- 26920** - Off-White
- 26921** - Silver

Cord Grip Bushings for TWISTED-PAIR Cotton & Rayon Cord



1/8 F, 2-piece lamp cord grip bushing Great for pendant lighting where the cord attaches at the canopy. Cord entrance hole I.D. = .27"

- 26937** - Black
- 26938** - White



26930W - 1/8 IP cord grip bushing with plastic grip and **WHITE** metal body. 1 1/8" long, 5/8" diameter. Cord hole I.D. = .29"



26932 - 1/8 IP Clear plastic cord grip bushing for SVT-2 & SVT-3 cord. Cord entrance hole I.D. = .29"



26941 - Clear strain relief /cord grip bushing for SVT-2 and SVT-3 plastic round cord, 1/8F with plastic set screw. I.D. = .26"



26942 - Black strain relief /cord grip bushing for SVT-2 and SVT-3 plastic round cord, 1/8F with plastic set screw. I.D. = .26"

Cord Grip Bushings for SVT-2 & SVT-3 Plastic, Cloth and Pulley Lamp Cord



1/8 IP, All brass lamp cord grip bushing designed for plastic or cloth covered lamp cord. Great for pendant lighting. 1 1/16" long, 1 3/32" diameter. All bushings with brass body, integral brass nipple, and plastic set screw. Cord entrance hole I.D. = .293"

- 26945** - Polished Brass - No Lacquer
- 26945A** - Antique Brass Finish
- 26945BK** - Satin Black Finish
- 26945N** - Polished Nickel Finish
- 26945SN** - Satin Nickel Finish

Cord Grip Bushings for Twisted Pair, SVT-2, & SVT-3 Cord



1/8 M Bakelite Cord Grip Bushings with plastic set-screw lock down- your choice of color. Works well with pulley lamp cord. Cord entrance hole I.D. = .28"

- 26922** - Black
- 26923** - White



26933 - 1/8 M clear plastic cord grip bushing with plastic set screw lock down. Cord entrance hole I.D. = .28"

Cord Grip Bushings for SVT-2, SVT-3, SJT-2, & SJT-3 Lamp Cords



3/8 M, 2 piece plastic cord grip for cord diameters up to .32". 1 3/8" x 1/2" dia., takes 13/16" wrench.

- 26924** - Black
- 26925** - White

Cord Grip Bushings for Twisted Pair, & SVT Lamp Cord



1/16" Brass Cord Grip Bushing for Twisted Pair, SVT2, and SVT3 lamp cord. 1/8 M brass cord grip bushing with hard plastic set screw lock down, 1/16" long, 1/2" dia. Brass body with plastic screw. Cord entrance hole inside dia. equals .28". 1/16" Long x 1/2" dia., Threaded 1/8M

- 2693I** - Polished Brass - No Lacquer
- 2693IA** - Antique Brass Finish
- 2693IBK** - Satin Black Finish
- 2693IC** - Polished Copper - No Lacq.
- 2693IN** - Polished Nickel Finish
- 2693ISN** - Satin Nickel Finish



- 21269A-** Antique Brass
- 21269U-** Unfinished Brass
- 21269N-** Polished Nickel
- 21269SN-** Satin Nickel

- 21269BK-** Satin Black
- 21269W-** Glossy White

21269N- Unassembled

21269W- w/lamp cord

B rass SVT Wire Gripper Swag Ceiling Strain Relief. Mount to the Ceiling or wall (has 3/16" mounting hole), Install Wire and Tighten Cap. Provides Strain Relief for SVT Type wire (cord hole 7mm inside diameter), 9/16" tall x 13/16" wide, mounts to ceiling or wall with #10 or #8 flat head wood screw. Your Choice of Finish



- 26950BK** - Satin Black Finish
- 26950BL** - Gloss Black Finish
- 26950C** - Polished Copper Finish
- 26950N** - Polished Nickel Finish



- 26950SN** - Satin Nickel Finish
- 26950U** - Unfinished Brass
- 26950W** - Glossy White Finish

1 5/16" Brass Hollow Cord Grip Bushing for use with Twisted Pair, SVT2 and SVT3 Lamp Cord and comes w/ 6mm long hard plastic black polycarbonate set screw that decoratively transitions your round lamp cord to the socket cover body or canopy. Cord entrance hole inside diameter equals .385", cord exit hole inside diameter equals .275". Choice of durable finishes - also comes in unfinished brass. 1 5/16" long x 1/2" dia., Threaded 1/8M x 3/16" long



6" Brass Hollow Cord Grip Bushing for use with Twisted Pair, SVT2 and SVT3 Lamp Cord and comes with 1/4" long hard plastic black polycarbonate set screw that decoratively transitions your round lamp cord to the socket cover body or canopy. Choice of durable finishes - also comes in unfinished brass. Cord entrance hole inside diameter equals .385", cord exit hole inside diameter equals .275". **6" long x 1/2" dia., Threaded 1/8M x 3/16" long**



- 26952BK** - Satin Black Finish
- 26952SN** - Satin Nickel Finish
- 26952U** - Unfinished Brass
- 26952W** - Glossy White Finish

Cord Grip Bushings for Twisted Pair, & SVT Lamp Cord



2695IBK - Satin Black Finish
2695IBL - Gloss Black Finish
2695IC - Polished Copper Finish
2695IN - Polished Nickel Finish



2695ISN - Satin Nickel Finish
2695IU - Unfinished Brass
2695IW - Glossy White Finish

3" Brass Hollow Cord Grip Bushing for use with Twisted Pair, SVT2 and SVT3 Lamp Cord and comes with 1/4" long hard plastic black polycarbonate set screw that decoratively transitions your round lamp cord to the socket cover body or canopy. Cord entrance hole inside diameter equals .385", cord exit hole inside diameter equals .275" Choice of durable finishes - also comes in unfinished brass.
3" long x 1/2" dia.,
Threaded 1/8M x 3/16" long



Cord Bushings, Strain Relief



26928- Metal strain relief with fiber insert, .25" I.D.



26917- Small flange metal strain relief for use with SVT & SJT wire



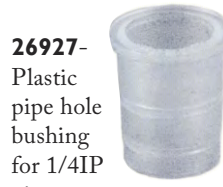
26926- Large flange metal strain relief for use with SVT & SJT wire



26911- Gold snap-in cord bushing, fits a 5/16" hole for 18/2 SPT-1 cord



26918- Plastic pipe hole bushing for 1/8IP pipe



26927- Plastic pipe hole bushing for 1/4IP pipe



Heyco strain relief bushings, one-piece nylon unit works for 18/2 parallel lamp cord.



26946- Black nylon snap-in bushing, fits a 5/16" dia. hole



26947- Black nylon snap-in bushing, fits a 1/2" diameter hole, fits SVT-2 and SVT-3 braided cord



26940-1/4M bakelite cord bushing, fits twisted pair & SVT-2 and SVT-3 braided cord, black



26936-1/4M bakelite cord bushing, fits twisted pair and SVT-2 and SVT-3 braided cord, white

Requires 7/16" mounting hole

26934 - Black Heyco for SPT-1

26935 - White Heyco for SPT-1

Requires 1/2" mounting hole

26912 - Black Heyco for SPT-2

26913 - White Heyco for SPT-2



1/4" I.D. Snap-Type Plastic Heyco Bushing. Requires 7/16" dia. hole.

26910- Black
26914- Gold Color



Nylon snap-in cord bushing, fits a 3/8" dia. hole.

26902G- Gold
26902 - Black



1/8M Bakelite Cord Bushings fit twisted pair and parallel lamp cord. Your choice of color.

26900 - Black
26904 - White



1/8F Bakelite Cord Bushings fit twisted pair and parallel lamp cord. Your choice of color.

26901 - Black
26905 - White



1/4F Bakelite Cord Bushings fit twisted pair and parallel lamp cord. Your choice of color.

26907 - Black
26906 - White

Cross Bars

(UL standard 1598 states that a crossbar used for luminaire shall be at least .053 inches thick if made of steel)



22911 - 4" crossbar tapped 1/8F w/ 8/32F Gnd. Hole. Slot size $\frac{3}{16}$ " X $3\frac{5}{8}$ ", 16 gauge steel, .063" thick. No ground screw



22918 - 4" Crossbar tapped 1/8F, with 8/32 Ground Screw. Slot size $\frac{3}{16}$ " X $3\frac{5}{8}$ ", 16 gauge steel, .058" thick.




22901 - Tapped bracket bar, $3\frac{7}{8}$ " long, 1/8IP tap center hole, ground screw inserted. Steel is .058" thick.



22900 - Tapped bracket bar, $3\frac{7}{8}$ " long, 1/4IP tap center hole, ground screw inserted. Steel is .078" thick.



22922 - $4\frac{1}{8}$ " Crossbar tapped 1/4F and with 8/32 Ground Screw. 14 gauge steel, .075 thick.



22924 - $4\frac{3}{16}$ " long, 1" wide 11 gauge heavy duty cross bar, tap 1/4IP, 8/32 ground hole with screw inserted. Steel is .122" thick.



22919 - $3\frac{15}{16}$ " formed crossbar, $2\frac{3}{4}$ " to $3\frac{1}{16}$ " C. To C. dimension. $\frac{11}{16}$ " center hole slip, has 8/32 ground screw. 16 gauge steel, .065" thick. Center hole slips 3/8 IP



22884 - Combo Swivel, Gem Bar & Standard Cross Bar - $3\frac{13}{16}$ "


formed crossbar (top) is $2\frac{3}{4}$ ", $3\frac{3}{8}$ ", and $3\frac{1}{2}$ " C to C $3\frac{7}{8}$ " gem bar has 8/32 ground screw, does not slip 1/8 IP. Steel is .058" thick.



22910 - $4\frac{5}{8}$ " Offset Crossbar, slips over $\frac{5}{8}$ " dia. stud. 8/32 tapped holes are $4\frac{1}{4}$ " C. to C., no ground hole. Steel is .060 thick. Center hole slips 3/8 IP



22923 - $4\frac{3}{16}$ " long cross bar, tap 3/8IP, 8/32 ground hole (no screw inserted). Steel is .075 thick



22878 - $4\frac{3}{4}$ " Side-Mount Crossbar, screws onto standard electrical box and allows canopy to mount through side holes. Comes with two each $\frac{1}{2}$ " and 1" 8/32 screws. Fits 5" to $5\frac{1}{4}$ " diameter side-mount canopies. Steel is .08" thick.



22704 - Steel Ground Screw, 8/32M - green color



22926 - $4\frac{1}{2}$ " long offset crossbar, slips 3/8IP pipe, inside screw hole $2\frac{3}{4}$ " C to C, outside screw holes $3\frac{1}{2}$ " C to C, with 8-32 ground screw. Steel is .055" thick. Center hole slips 3/8 IP



22894 - Heavy duty offset crossbar, $4\frac{3}{8}$ " long x $1\frac{1}{4}$ " wide, .08" thick, tap 1/8F middle, 8-32 ground screw inserted in hole, slotted mounting holes that will mount $2\frac{3}{4}$ " & $3\frac{1}{16}$ " center to center



22893 - Heavy duty offset crossbar, $4\frac{3}{8}$ " long x $1\frac{1}{4}$ " wide, .08" thick, tap 1/4F middle, 8-32 ground screw inserted in hole, slotted mounting holes that will mount $2\frac{3}{4}$ " & $3\frac{1}{16}$ " center to center



22891 - 4" universal circle crossbar with mounting wings, ground screw, wings let you extend the crossbar from 4" to $6\frac{1}{4}$ " center to center. Steel is .056" thick



22886 - Unfinished steel bracket bar, tap 1/8IP center hole only, no screw holes, 14 gauge .076" thick, 6" long x 1" wide. Bar may be customized to fit your requirements.



22885 - Steel Universal Circle Crossbar, $1\frac{13}{16}$ " center hole - 4" O.D., $2\frac{1}{8}$ " C to C, $2\frac{3}{4}$ " C to C, $3\frac{1}{2}$ " C to C. With ground screw. Steel is .056" thick

Crossbars, Hickeys, Fixture Stud, Flanges

*This is the diameter across the flats. It is also the size of wrench to use.



22887 - E-Z Ad-justable Steel Crossbar, adjusts 4 1/2" to 6 1/2". Steel is .060" thick. Center hole slips 3/8 IP



Heavy duty, galvanized plated steel crossbar bars with ground screw, .115" thick, 4 1/8" long x 1" wide, has two 8-32 tapped holes 2 3/4" center to center

22880 - 1/8IP center

22881 - 1/4IP center

22883 - 3/8 IP center




22927- 4" universal cross bar, slips 3/8IP, inside screw holes 2 3/4" C to C, outside screw holes 3 9/16" C to C, tapped 8/32, 8/32 ground hole (no screw inserted). 16 gauge steel, .065" thick. Center hole slips 3/8 IP



22890 - Rectangular Flat Steel Flange, center tap 1/8F, with two #10 screw holes - 1 5/8" C to C, 1 3/4" L.



22882- All purpose cross-bar adjusts from 3 7/8" to 5". 45 lbs. load rating. Steel is .053" thick, Center hole slips 3/8 IP



22892- Combo Swivel Crossbar, 4 1/2" formed crossbar (top) & 3 15/16" long crossbar (bottom), top crossbar has 8-32 ground screw inserted and (4) 8-32 mounting screw holes 2 3/4" and 3 9/16" center to center, It slips 1/4IP, Steel is .060" thick



22925- Pin-up bracket, zinc plated steel, 1 5/8" long X 5/8" wide X 1/2" offset, for pin-up lamps. Steel is .040" thick



2 3/4" diameter cast iron mounting hardware bracket, 1" tall, has three countersunk mounting screw

holes, center hole with female thread. satin black finish. Your choice of center hole tap size.

21273BK- Tapped 1/8F

21276BK- Tapped 1/4F



1 1/2" Steel Hickey with 8/32F ground hole.

22870 - 1/8F X 1/8F

22871 - 1/8F X 1/4F



Heavy 1" ht. Steel Hickeys with 8/32F ground hole.

22873 - 1/4F X 3/8F



1" ht. Steel Hickeys with 8/32F ground hole. 11 gauge steel

22916 - 1/8F X 1/8F

22921 - 1/8F X 1/4F

22917 - 1/4F X 1/4F



1/16" ht. Steel Hickey with 8/32F ground hole.

22920- 1/8F X 1/8F



3/4" ht. Die Cast Brass Hickey, 1 3/16" dia. Un-finished

21106U-1/8F X 1/8F



1" ht., Malleable Iron Hickey for heavy duty use

22914- 1/8F X 1/4F

22915- 1/4F X 3/8F



1 1/8" ht., Malleable Iron Hickey

22876 - 1/8F X 1/8F

22877 - 1/4F X 1/4F

22879 - 3/8F X 3/8F



21230U- Unfinished Brass



21230- Polished & Lacq.



21230A- Antique Brass



21230N- Polished Nickel




22913 - 3/8M X 1/8F Iron Fixture Stud for heavy duty use. 1" ht., 1 3/4" square with 1/4" dia. mounting holes.

Small Brass Flange, 7/16" height, 1 1/4" diameter, three mounting holes 7/8" C to C, tap 1/8F. Your Choice of Finish

21230U- Unfinished Brass
21230- Polished & Lacq. Brass
21230A- Antique Brass Finish
21230N- Polished Nickel Finish

Slotted Screws & Thumb Screws



8/32 Thread Steel Thumb Head Screws.

Brass Plated
20901 - 1/2"
20945 - 3/4"
20823 - 1"
 Antique Brass
20901A - 1/2"
20945A - 3/4"

Nickel Plated
20901N - 1/2"
20945N - 3/4"
20823N - 1"
 Black
20901B - 1/2"



Brass Ball-Head Thumb Screw,
 Unfinished Brass
21280U - 3/8" thread length
20904 - 1/2" thread length
20883 - 3/4" thread length
 8/32 thread. Head dia. 3/8".



Early Style Brass Knurled
 Head Screw.
20956 - Unfinished
 8/32 thread,
 3/8" thread length



Steel Canopy Screws, 8/32 thread.
 Head Dia. 5/32".
 - Sizes in Thread Length -

Brass Plated
20885 - 1/2"
20887 - 1"
20888 - 1 1/2"
20889 - 2"

Antique Brass
20887A - 1"
20888A - 1 1/2"

Nickel Plated
20887N - 1"
20888N - 1 1/2"
20889N - 2"

Steel Canopy
 Screw -Satin
 Black
20887BK - 1"
20888BK - 1 1/2"
20889BK - 2"
 8/32 Thread



Turned Brass Thumb Screw,
 Size = Thread Length
20892 - 3/4", Brass Unfinished
20900 - 1", Brass Unfinished
20900N - 1", Nickel Plated
20954 - 1 1/2", Brass Unfinished
 8/32 thread. Head dia. 1 3/32"



Turned Brass
 Thumb Screw
20890U- Unfin.
 8/32 Thread,
 3/8" Thread length

Special Sizes!



Steel Screw, 1/2"
 Thread Length
20907 -Brass Plated
 5/40 thread



Cross Drilled Screw -
 Prism Holder
20893- Brass, Unfin.
 6/32 thread, 5/32" long



Brass Knurled Head
 Thumb Screw
20903- Burnished
 & Lacq.
 8/32 thread,
 1/4" thread length



Brass Knurled Head
 Thumb Screw
20902- Unfinished.
 8/32 thread,
 3/8" thread length



Turned Brass Thumb
 Screw
20891U - Brass, Unfin.
20891A - Antique Brass
 8/32 Thread,
 1/2" Thread length



Steel Screw,
 1/2" Thread Length
20919 -Brass Plated
 6/32 thread



Steel Screw, 1/2"
 Thread Length
20919A -Antique
 Brass Finish
 6/32 thread



Steel Screw, 1/2"
 Thread Length
20919N -Nickel
 Plated Finish
 6/32 thread



Rosette Head
 Thumb Screw,
20909 -Brass
 Plated Steel
 6/32 thread, 1/2"
 thread length



Solid Brass Thumb
 Head Screw
20942- Unfin.
 8/32 thread, 1/2" thread
 length



Steel Canopy Screw
20908 -Brass Plated
 8/32" thread, 3/16"
 thread length



Slotted, Flat
 Head Screw
20881U -Brass,
 Unfinished
 8/32 thread,
 3/8" thread length



Steel Ground Screw
22704- Green Color
 8/32 Thread



Screw For
 Switch Plates
20880- Brass
 Plated Steel
 6/32 thread, 1/2"
 long



Flat Head
 Finial Screw
20905- Brass
 Plated Steel
 1/4-27 thread,
 1/2" overall
 length

Balls, Caps, Nuts, Knobs, (Ø=dia., Br. = Brass)



3/8" dia.

Brass Ball

21000U- 6-32F

21001U- 8-32F

Unfinished



3/8" dia.

Brass Ball

21001A-

Ant. Brass Finish

Tap 8-32F



3/8" dia.

Brass Ball

21001BK-

Black Finish

Tap 8-32F



3/8" dia.

Brass Ball

21001N-

Nickel Plated

Tap 8-32F



1/2" dia.

Brass Ball

21003U-

Unfinished

Tap 8-32F



Brass Tapered Knob, 3/8" ht., 5/16" dia.

21166U- Unfin.

Tap 8-32F



Brass Cylinder Knob, 3/32" ht., 1/4" Ø

21133U- Unfin.

21133N- Nickel Pl.

Tap 8/32F



Brass Battery Nut, 3/16" ht., 11/32" dia.

20730- Unfin.

Tap 8/32F



Brass Nut, 9/32" ht., 5/16" dia.

20709- Unfin.

Tap 8/32F



Steel Nut, 9/32" ht., 5/16" dia.

20709A- Ant.

Brass Finish

Tap 8/32F



Steel Nut, 9/32" ht., 5/16" dia.

20709B- Ant.

Bronze Finish

Tap 8/32F



Steel Nut, 9/32" ht., 5/16" dia.

20709BK-

Black Finish

Tap 8/32F



Steel Nut, 9/32" ht., 5/16" dia.

20709W-

White Finish

Tap 8/32F



Steel Nut, 9/32" ht., 5/16" dia.

20709N-

Nickel Plated

Tap 8/32F



Brass Bracket Cap, 1/4" ht., 9/16" dia.

21152U- Unfin.

Tap 8/32F



Knurled Br. Knob 5/16" Ø, 5/16" ht.

20716BK-

Black Finish

Tap 8/32F



Knurled Br. Knob 5/16" Ø, 5/16" ht.

20716N- Nickel

Plated

Tap 8/32F



Knurled Br. Knob 5/16" Ø, 5/16" ht.

20716A- Ant.

ique Brass

Tap 8/32F



Knurled Br. Knob 5/16" Ø, 5/16" ht.

20716- Bur-

nished & Lacq

Tap 8/32F



Knurled Br. Knob 5/16" Ø, 5/16" ht.

20716U- Un-

finished

Tap 8/32F



Br. Pear Knob, 3/8" Ø, 7/16" ht.

21016U- Unfin.

Tap 8/32F



9/16" dia. X 1/4" ht. Brass Bracket Cap

21018N- Nickel Plated

21018- Burn & Lacq.

21018A- Antique Finish

21018BK- Black Finish

21018U- Unfinished

Tap 1/8F



Brass Knob, 3/4" Ø, 1" ht.

21028U- Unfin.

Tap 1/8F



Cast Brass Rosette Cap, 3/4" Ø, 5/16" ht.

21020U- Unfin.

Tap 1/8F



Brass Cap, 9/16" Ø, 11/32" ht.

21017-

Burn & Lacq.

Tap 1/8F



Brass Cap, 9/16" Ø, 11/32" ht..

21017U-

Unfinished

Tap 1/8F



Brass Cap, 9/16" Ø, 11/32" ht.

21017N-

Nickel Plated

Tap 1/8F



1/2" dia. X 1/2" ht. Brass Acorn Knob

21023U-

Unfinished

Tap, 1/8F



Flat Knurled Br. Bracket Cap, 9/16" Ø, 7/32" ht.

20704- Unfin.

Tap 1/8F



Brass Flat Cap, 3/8" ht., 5/8" dia.

21131N- Nickel Plated

Tap 1/8F



Brass Flat Cap, 3/8" ht., 5/8" dia.

21131U- Unf.

Tap 1/8F



Brass, Slightly Rounded, Flat Cap, 1/4" ht., 3/4" dia.

21132U- Unf.

Tap 1/8F



Brass Flat Cap, 3/8" ht., 1 1/4" dia.

21126U- Unf.

Tap 1/8F



Br. Flange Cap, 15/16" Ø, 9/32" ht.

21019- Burn. & Lacq.

Tap 1/8F

Die Cast Brass Rosette Cap, 1 3/16" Ø, 1/4" ht.

21067U-

Unfinished

Tap 1/8F



Brass Flat Cap, 3/8" ht., 3/4" dia.

21239A- Ant. Brass

Tap 1/8F



Brass Flat Cap, 3/8" ht., 3/4" dia.

21239BK- Sat. Black

Tap 1/8F



Brass Flat Cap, 3/8" ht., 3/4" dia.

21239C- Copper

Tap 1/8F



Brass Flat Cap, 3/8" ht., 3/4" dia.

21239N- Nickel

Tap 1/8F



Brass Flat Cap, 3/8" ht., 3/4" dia.

21239SN- Sat. Nickel

Tap 1/8F



Brass Flat Cap, 3/8" ht., 3/4" dia.

21239W- White

Tap 1/8F



Unfinished Brass Flat Cap, 3/8" ht., 3/4" dia.

21239U- Tap 1/8F

21240U- Tap 1/4F

21241U- Tap 3/8F

Ø = Dia., *This is the diameter across the flats. It is also the size of wrench to use.

Hexnuts, Knurled Nuts, & Lock Nuts



Hexnut,
5/16" Ø*,
3/32" thick

20729- Steel
6/32F



Hexnut,
5/16" dia.*,
3/32" thick

20708- Steel
8/32F



Brass Hex
Nut, 7/16" Ø*,
1/8" thick

20728- Unfin.
1/4-27F



Brass Hexagon
Locknut, 1/2"
dia.*, 1/8" thick

20700- Unfin.
1/8F



Hexagon Locknut,
1/2" dia.*, 1/8" thick

20700N- Nickel
Plated Brass
1/8F



Steel Hexagon
Locknut, 1/2" Ø*

20600-Brass
Plated & Lacq.
1/8F



Brass Hex Nut,
1/2" Ø*, 3/16"
thick

20726- Unfin.
1/8F



Steel Hexnut,
1/2" dia.*,
1/8" thick

20701- Unfin.
1/8F



Counter Sunk, Heavy
Steel Hexnut,
9/16" Ø*, 3/16" thick

20706- Brass Plated
& Lacq.
1/8F



Counter Sunk,
Heavy Steel Hexnut,
9/16" Ø*, 3/16" thick

20705- Unfin.
1/8F



Steel Hexnut,
Milled From Bar-
stock, 9/16" dia.*

20601- Unfin.
1/8F



Counter Sunk
Heavy Steel Hexnut,
1/8" thick 9/16" dia.*

20603- Unfin.
1/8F



Steel Hexnut,
1 1/16" dia.*, 1/8"
thick

20702- Unfin.
1/4F



Steel Hexnut,
1 1/16" dia.*, 1/8" thick

20602- Zinc Plate
1/4F



1/8F countersunk, heavy
brass hex nut, 9/16" diameter,
3/16" thick, chamfered edges

20607- Brass, Unfinished
20607N- Nickel Plated
Brass



Steel Washer-type
palnut, 7/8" Ø, 3/16"
deep

20707- Brass Plated
& Lacquered
1/8F



Brass Hex Nut,
1 1/16" dia.*, 1/8" thick

20727- Unfinished
1/4F



Brass Hex Nut, Un-
chamfered, 7/8"
dia.*, 7/32" thick

20604- Unfin.
3/8F



Steel Hex Nut,
7/8" dia.*, 1/8" thick

20710- Unfin.
3/8F



Square Nut
20725- Zinc Plated
3/8F, 1 1/16" dia.*



Heavy Steel Hex Nut,
1 1/16" dia.*, 1/4" thick

20605- Zinc Plate
1/4F



Heavy Steel Hex
Nut, 1 1/16" dia.*,
1/4" thick

20605BP- Brass
Plated
1/4F



Steel Hexnut,
Milled From Bar-
stock, 9/16" dia.*

20606- Unfin.
1/4F



Special Heavy
Steel Locknut,
3/4" dia.*, 1/4" thick

22700- Unfin.
1/4F



Beaded Round
Locknut, 23/32" dia.,
5/32" thick

20722U- Brass,
Unfinished
1/4F



Knurled Nut,
Brass, 1/2" dia.,
3/32" thick

20717U- Unfin.
8/32F



Knurled Nut,
Brass, 9/16" dia.,
3/32" thick

20718U- Unfin.
1/4-20F




Large Knurled Lock-
nut, Unfin. Brass, 1"
dia., 1/8" thick

20714- 1/8F
20715- 1/4F



Knurled Nut, Brass,
1" dia., 1/8" thick

20723U- Unfinished
3/8F



Large Smooth Edge
Brass Nut, 1 1/2" dia. x
1/4" thick

21261U- Unfin. Brass
1/8F



Large Smooth Edge
Brass Nut, 1 1/2" dia. x
1/4" thick

21262U- Unfin. Brass
1/4F



Large Knurled Edge
Brass Nut, 1 1/2" dia. x
1/4" thick

21263U- Unfin. Brass
1/8F



Threaded Knurled
Edge Brass Nut, 1 1/2"
dia. x 1/4" thick

21264U- Unfin. Brass
1/4F

Knurled Lock Nuts, & Smooth Beaded Lock Nuts



20713 20713A 20713N

$\frac{3}{4}$ " Outside Diameter, Knurled
Brass Locknut, $\frac{3}{32}$ " thick, $\frac{1}{4}$ F

20713 - Unfinished Brass

20713A- Antique Brass Finish

20713N- Nickel Plated

$\frac{1}{4}$ F



20714 20714A 20714N

1" Outside Diameter, Knurled Brass
Locknut, $\frac{1}{8}$ " thick, $\frac{1}{8}$ F

20714 - Unfinished Brass

20714A- Antique Brass Finish

20714N- Nickel Plated

$\frac{1}{8}$ F



21154U



21154A



21154N

$\frac{9}{16}$ " Outside Di-
ameter Knurled
Brass Locknut,
 $\frac{3}{32}$ " thick, $\frac{1}{4}$ -
 $\frac{27}{8}$ F

21154U- Unfinished Brass

21154A- Antique Brass Finish

21154N - Nickel Plated

$\frac{1}{4}$ - $\frac{27}{8}$ F



20711

20720

20720A

20720BK

20720C

20720N

20720SN

$\frac{3}{4}$ " Outside Diameter, Knurled Brass Locknut, $\frac{3}{32}$ " thick, $\frac{1}{8}$ F

20711 - Unfinished Brass

20720- Polished & Lacq. Finish

20720A- Antique Brass Finish

20720BK- Satin Black Finish

$\frac{1}{8}$ F

20720C- Polished Copper Finish

20720N- Nickel Plated

20720SN- Satin Nickel Finish

$\frac{1}{8}$ F



20712

20712A

20712N

$\frac{3}{4}$ " Outside Diameter, Knurled Brass
Locknut, $\frac{3}{32}$ " thick, $\frac{1}{4}$ - $\frac{27}{8}$ F

20712- Unfinished Brass

20712A- Antique Brass Finish

20712N- Nickel Plated

$\frac{1}{4}$ - $\frac{27}{8}$ F



Shade ring washer, $\frac{3}{4}$ " diam-
eter, 10 gauge, brass plated.

22124- 3 side holes

22125- 4 side holes



Shade ring washer, $\frac{3}{4}$ " diam-
eter, 10 gauge, nickel plated

22124N- 3 side holes

22125N- 4 side holes



20719

20703

20719A

20719BK

20719C

20719N

20719SN

$\frac{9}{16}$ " Outside Diameter, Knurled Brass Locknut, $\frac{3}{32}$ " thick, $\frac{1}{8}$ F

20719- Burnished & Lacq.

20703- Unfinished Brass

20719A- Antique Brass Finish

20719BK- Satin Black Finish

$\frac{1}{8}$ F

20719C- Polished Copper Finish

20719N- Nickel Plated

20719SN- Satin Nickel Finish

$\frac{1}{8}$ F



20721U

20721

20721A

20721BK

20721C

20721N

20721SN

Smooth beaded round brass locknut, $\frac{9}{16}$ " outside diameter, $\frac{5}{32}$ " thick, $\frac{1}{8}$ F

20721U- Unfinished Brass

20721- Polished & Lacquered Finish

20721A- Antique Brass Finish

20721BK- Satin Black Finish

$\frac{1}{8}$ F

20721C- Polished Copper Finish

20721N- Nickel Plated

20721SN- Satin Nickel Finish

$\frac{1}{8}$ F

Smooth Edge Locknuts & Washers, Lock Washers



3/4" O.D. Smooth Edge Brass Locknut. 1/8" thick
21192N - Nickel Plated Brass
1/8 F



3/4" O.D. Smooth Edge Brass Locknut. 1/8" thick
21192U - Brass Unfinished
1/8 F



3/4" O.D. Smooth Edge Brass Locknut. 1/8" thick
21193U - Brass Unfinished
1/4 F



Cup Washer For Ground Screw, 7/16" dia.
22705 - Steel 8/32 slip



Split Type Lock Washer, 9/16" dia.
22737 - Steel 1/8 IP slip



3/4" O.D. Steel Washer. 1/32" thick
22720 - Slips 1/8 IP




1" O.D. Regular Duty Steel Washer. 1/32" thick
22721 - Slips 1/8 IP



Nickel Plated Steel Washers, 1/8 IP slip
22720N - 3/4" dia.
22721N - 1" dia.



1/8 IP slip, Brass Plated Steel Washers. 1/32" thick
22729 - 5/8" dia.
22736 - 3/4" dia.
22730 - 1" dia.



1 1/2" O.D. Heavy Duty Steel Washer. 3/32" thick
22722 - 1/8 IP slip



1 1/2" O.D. Light Duty Steel Washer. 1/16" thick
22725 - 1/8 IP slip



2" O.D. Heavy Steel Washers. 3/32" thick
22723 - 1/8 IP slip
22724 - 1/4 IP slip



1" O.D. Heavy Duty, Steel Washer. 3/32" thick
22728 - Slips 1/8 IP



1 1/4" O.D. Heavy Steel Washer. 3/32" thick
22727 - Slips 1/4 IP



White Felt Washer
22732 - 3/4" dia.
22733 - 1" dia.
22734 - 1 3/8" dia.
1/8 IP slip, 1/16" thick



Rubber Candlestick and Bottle Adapter
26720 - 5/8" dia.
26721 - 3/4" dia.
26722 - 1" dia.
1/8 IP slip



1/4" O.D., 1/16" thick, for crystal fixtures/bobesches. Seats 7/8" opening
21985 - Clear Plastic Washer
29/32" I.D.



Steel Reducing Washer, 1 1/16" dia.
22735 - Brass Plate & Lacq. reduces 1/4 IP slip to 1/8 IP slip



Nickel plated steel lockwasher with rust proof finish
22702N - Nickel Plated
1/8 IP Slip



Nickel plated steel lockwasher with rust proof finish
22701N - Nickel Plated
1/4 IP Slip

RUBBER WASHERS



1/8 IP slip, Black Rubber Washer, 3/32" thick
26704 - 1/2"
26700 - 3/4"
26702 - 1"



1/8 IP slip, White Rubber Washer, 3/32" thick
26701 - 3/4"
26703 - 1"
26705 - 1 1/4"
26707 - 1 1/2"



Lock Washer, 1 1/32" dia., 1/32" thick
22731 - Steel
8/32 Slip, (5/32" I.D.)



Plated Steel Lock Washers, w/rust proof finish
22702 - slips 1/8 IP, 19/32" Ø, 1/32" thick
22701 - slips 1/4 IP, 25/32" Ø, 1/16" thick
22703 - slips 3/8 IP, 1 3/16" Ø, 1/16" thick



Lock Washer, Shake Proof, 1/16" thick
22703 - Steel, Zinc Plated
3/8 IPS Slip

Steel Check Rings & Specialty Brass Seating & Slip Rings



Stamped Steel, Brass Plated & Lacquered

	Seating	Slip
22499	1/2"	1/8 IP
22500	5/8"	1/8 IP
22501	3/4"	1/8 IP
22502	7/8"	1/8 IP
22503	1"	1/8 IP
22504	1 1/8"	1/8 IP
22505	1 1/4"	1/8 IP
22506	1 3/8"	1/8 IP
22507	1 1/2"	1/8 IP
22508	1 3/4"	1/8 IP
22509	2"	1/8 IP



Stamped Steel, Antique Brass Finish

	Seating	Slip
22499A	1/2"	1/8 IP
22500A	5/8"	1/8 IP
22501A	3/4"	1/8 IP
22502A	7/8"	1/8 IP
22503A	1"	1/8 IP
22504A	1 1/8"	1/8 IP
22505A	1 1/4"	1/8 IP
22506A	1 3/8"	1/8 IP
22507A	1 1/2"	1/8 IP
22509A	2"	1/8 IP



Stamped Steel, Nickel Plated

	Seating	Slip
22499N	1/2"	1/8 IP
22500N	5/8"	1/8 IP
22501N	3/4"	1/8 IP
22502N	7/8"	1/8 IP
22503N	1"	1/8 IP
22504N	1 1/8"	1/8 IP
22505N	1 1/4"	1/8 IP
22506N	1 3/8"	1/8 IP
22507N	1 1/2"	1/8 IP
22508N	1 3/4"	1/8 IP
22509N	2"	1/8 IP

22511	3/4"	1/4 IP
22513	1"	1/4 IP
22514	1 1/8"	1/4 IP
22515	1 1/4"	1/4 IP
22517	1 1/2"	1/4 IP

Stamped Steel, Unfinished, Raw Steel
Check Rings with CURLED Edge



Turned Brass, Pipe or Tube Slip Ring with set screw. Unfinished brass

	Slip Size
22559U -	3/8"
22560U -	1/2"
22561U -	5/8"
22562U -	3/4"
22563U -	7/8"
22564U -	1"

	Seating	Slip
22499S	1/2"	1/8 IP
22500S	5/8"	1/8 IP
22501S	3/4"	1/8 IP
22502S	7/8"	1/8 IP
22503S	1"	1/8 IP
22504S	1 1/8"	1/8 IP
22505S	1 1/4"	1/8 IP
22506S	1 3/8"	1/8 IP
22507S	1 1/2"	1/8 IP
22508S	1 3/4"	1/8 IP
22509S	2"	1/8 IP

	Seating	Slip
22511S	3/4"	1/4 IP
22513S	1"	1/4 IP
22514S	1 1/8"	1/4 IP
22515S	1 1/4"	1/4 IP
22517S	1 1/2"	1/4 IP
22490S	1 3/4"	1/4 IP
22491S	2"	1/4 IP

1 1/16" Dia. x 1/2" ht. Brass Pipe SLIP RINGS w/metal M3 set screw. Slips 1/8 IP 25/64" (.39 I.D.) Choice of many durable finishes - also comes in unfinished brass. 1 1/16" Dia. x 1/2" ht. Slips 1/8 IP



- 21207A - Antique Brass Finish
- 21207BK - Satin Black Finish
- 21207C - Polished Copper Finish
- 21207N - Polished Nickel Finish
- 21207SN - Satin Nickel Finish
- 21207U - Unfinished Brass

See pages H-103 - H-107 For Matching Color 1/8 IPS Lamp Pipes

Turned and Cast Brass Check & Seating Rings



Turned Brass DOUBLE
Check Rings, Unfinished

	Seating	Slip
22555	3/4" X 3/4"	1/8 IP
22556	7/8" X 7/8"	1/8 IP
22557	1" X 1"	1/8 IP
22565U	3/4" X 3/4"	1/4 IP
22566U	1" X 1"	1/4 IP
22558U	1 1/4" X 1 1/4"	1/4 IP



TAPPED, Turned Brass
Check Rings, Unfinished

	Seating	Tap
22545U	5/8"	1/8 F
22546U	3/4"	1/8 F
22547U	7/8"	1/8 F
22548U	1"	1/8 F
22539U	1 1/4"	1/8 F
22553U	1 1/2"	1/8 F
22554U	1 5/8"	1/8 F



Antique Brass Finish
Turned Brass Check Rings

	Seating	Slip
22519A	1/2"	1/8 IP
22520A	5/8"	1/8 IP
22521A	3/4"	1/8 IP
22522A	7/8"	1/8 IP
22523A	1"	1/8 IP
22524A	1 1/8"	1/8 IP
22525A	1 1/4"	1/8 IP
22526A	1 1/2"	1/8 IP



Turned Brass Check Rings
Unfinished

	Seating	Slip
22519U	1/2"	1/8 IP
22520U	5/8"	1/8 IP
22521U	3/4"	1/8 IP
22522U	7/8"	1/8 IP
22570U	15/16"	1/8 IP
22523U	1"	1/8 IP
22524U	1 1/8"	1/8 IP
22525U	1 1/4"	1/8 IP
22571U	1 5/16"	1/8 IP
22572U	1 3/8"	1/8 IP
22526U	1 1/2"	1/8 IP
22573U	1 5/8"	1/8 IP
22535U	1 3/4"	1/8 IP
22574U	1 7/8"	1/8 IP
22536U	2"	1/8 IP
22542U	5/8"	1/4 IP
22530U	3/4"	1/4 IP
22531U	7/8"	1/4 IP
22532U	1"	1/4 IP
22543U	1 1/8"	1/4 IP
22533U	1 1/4"	1/4 IP
22544U	1 3/8"	1/4 IP
22549U	1 1/2"	1/4 IP
22538U	2"	1/4 IP



Turned Brass Check Rings
Burnished & Lacq.

	Seating	Slip
22519	1/2"	1/8 IP
22520	5/8"	1/8 IP
22521	3/4"	1/8 IP
22522	7/8"	1/8 IP
22523	1"	1/8 IP
22524	1 1/8"	1/8 IP
22527	1 1/4"	1/8 IP
22528	1 3/8"	1/8 IP
22529	1 1/2"	1/8 IP
22535	1 3/4"	1/8 IP
22530	3/4"	1/4 IP
22531	7/8"	1/4 IP
22532	1"	1/4 IP
22533	1 1/4"	1/4 IP



Nickel Plated Turned Brass
Check Rings

	Seating	Slip
22519N	1/2"	1/8 IP
22520N	5/8"	1/8 IP
22521N	3/4"	1/8 IP
22522N	7/8"	1/8 IP
22570N	15/16"	1/8 IP
22523N	1"	1/8 IP
22524N	1 1/8"	1/8 IP
22525N	1 1/4"	1/8 IP
22526N	1 1/2"	1/8 IP

1 1/8" dia. cast brass beaded seating ring for 3/4" O.D. tube. Slips 1/8 IP



22540U- Unfinished

1 1/4" dia. cast brass beaded seating ring for 7/8" O.D. tube. Slips 1/8 IP.



22541U- Unfin.
(pictured)




22534 - 1 1/8"
Stamped Brass
Check Ring, slips
1/8 IP

22534N - 1 1/8"
Nickel Plated
Stamped Brass
Check Ring,
slips 1/8 IP



Rolled Edge Check Plates

Rolled edge, stamped BRASS check plates slip 1/8 IP pipe, have edges that are 1/4" in height, and are available in your choice of finishes



22662N

Polished Nickel Plated Brass,
Slips 1/8 IP

	<u>Inside Dia.</u>	<u>Outside Dia.</u>
22660N	2 1/2"	2 5/8"
22661N	3"	3 1/8"
22662N	3 1/2"	3 5/8"
22663N	4"	4 1/8"
22664N	4 1/2"	4 5/8"
22665N	5"	5 1/8"
22666N	5 1/2"	5 5/8"



22662SB

Satin Brass Finish w/Lacquer,
Slips 1/8 IP

	<u>Inside Dia.</u>	<u>Outside Dia.</u>
22660SB	2 1/2"	2 5/8"
22661SB	3"	3 1/8"
22662SB	3 1/2"	3 5/8"
22663SB	4"	4 1/8"
22664SB	4 1/2"	4 5/8"
22665SB	5"	5 1/8"
22666SB	5 1/2"	5 5/8"



22662

Polished & Lacquered Brass,
Slips 1/8 IP

	<u>Inside Dia.</u>	<u>Outside Dia.</u>
22660	2 1/2"	2 5/8"
22661	3"	3 1/8"
22662	3 1/2"	3 5/8"
22663	4"	4 1/8"
22664	4 1/2"	4 5/8"
22665	5"	5 1/8"
22666	5 1/2"	5 5/8"



22664N looks great
with acrylic lamp bases
and lamp breaks



22662SN

Satin Nickel Finish Brass,
Slips 1/8 IP

	<u>Inside Dia.</u>	<u>Outside Dia.</u>
22660SN	2 1/2"	2 5/8"
22661SN	3"	3 1/8"
22662SN	3 1/2"	3 5/8"
22663SN	4"	4 1/8"
22664SN	4 1/2"	4 5/8"
22665SN	5"	5 1/8"
22666SN	5 1/2"	5 5/8"



22664U

Unfinished Brass,
Slips 1/8 IP

	<u>Inside Dia.</u>	<u>Outside Dia.</u>
22660U	2 1/2"	2 5/8"
22661U	3"	3 1/8"
22662U	3 1/2"	3 5/8"
22663U	4"	4 1/8"
22664U	4 1/2"	4 5/8"
22665U	5"	5 1/8"
22666U	5 1/2"	5 5/8"
22667U	6"	6 1/8"



Heavy Cast Brass,
Square Check Ring.
#22550U seats #10320
tubing, page H-188.
Unfinished brass.

22550U - 3/4" X 3/4"
22552U - 1" X 1"



22575U - 1 1/2" Cast Brass
Square Check Ring, out-
side measures 1 5/8" x 1 5/8",
slips 1/8 IP. Polished
brass, no lacquer



22575N - 1 1/2" Cast
Brass Check Square,
outside measures 1 5/8" x
1 5/8", slips 1/8 IP. Pol-
ished nickel finish.

Brass, Wood, & Acrylic Vase Caps, 1/8IP Slip

SEE OUR LOW PRICES ON VASE CAPS!



Brass, Polished and Lacq. Finish			
No.	Dia.	No.	Dia.
22600	1 3/8"	22610	3 3/4"
22601	1 1/2"	22611	4"
22602	1 3/4"	22612	4 1/4"
22603	2"	22613	4 1/2"
22604	2 1/4"	22614	4 3/4"
22605	2 1/2"	22615	5"
22606	2 3/4"	22616	5 1/4"
22607	3"	22617	5 1/2"
22608	3 1/4"	22618	5 3/4"
22609	3 1/2"	22619	6"

Brass, Antique Brass Finish			
No.	Dia.	No.	Dia.
22600A	1 3/8"	22610A	3 3/4"
22601A	1 1/2"	22611A	4"
22602A	1 3/4"	22612A	4 1/4"
22603A	2"	22613A	4 1/2"
22604A	2 1/4"	22614A	4 3/4"
22605A	2 1/2"	22615A	5"
22606A	2 3/4"		
22607A	3"		
22608A	3 1/4"		
22609A	3 1/2"		

Brass, Nickel Finish			
No.	Dia.	No.	Dia.
22600N	1 3/8"	22611N	4"
22601N	1 1/2"	22612N	4 1/4"
22602N	1 3/4"	22613N	4 1/2"
22603N	2"	22614N	4 3/4"
22604N	2 1/4"	22615N	5"
22605N	2 1/2"	22650N	6 1/4"
22606N	2 3/4"	22651N	6 1/2"
22607N	3"	22652N	7"
22608N	3 1/4"	22653N	7 1/2"
22609N	3 1/2"	22654N	8"
22610N	3 3/4"		

Brass, Satin Brass & Lacq. Finish (Brush Brass Finish)			
No.	Dia.	No.	Dia.
22630	1 3/8"	22640	3 3/4"
22631	1 1/2"	22641	4"
22632	1 3/4"	22642	4 1/4"
22633	2"	22643	4 1/2"
22634	2 1/4"	22644	4 3/4"
22635	2 1/2"	22645	5"
22636	2 3/4"	22646	5 1/4"
22637	3"	22647	5 1/2"
22638	3 1/4"	22648	5 3/4"
22639	3 1/2"	22649	6"



Nice Quality Wooden Vase Cap.
Unfinished sanded hard wood with 1/8IP center hole. Top & sides well sanded and ready to paint

No.	Dia.	No.	Dia.
10210U	2"	10215U	4 1/2"
10211U	2 1/2"	10216U	5"
10212U	3"	10217U	6"
10213U	3 1/2"	10218U	7"
10214U	4"	10219U	8"



Nice Quality Wooden Vase Cap.
Sanded hard wood with Waxed Black Finish, & 1/8IP center hole.

No.	Dia.	No.	Dia.
10210R	2"	10215R	4 1/2"
10211R	2 1/2"	10216R	5"
10212R	3"	10217R	6"
10213R	3 1/2"		
10214R	4"		



Clear acrylic vase caps, all caps with .438" diameter center hole, top dia. 3/4". All surfaces and center drill are polished clear. All vase caps are 11/16" in height.

22601C	1 1/2" dia.
22602C	1 3/4" dia.
22603C	2" dia.
22605C	2 1/2" dia.



Unfinished (Raw) Brass			
No.	Dia.	No.	Dia.
22600U	1 3/8"	22613U	4 1/2"
22601U	1 1/2"	22629U	4 5/8"
22602U	1 3/4"	22614U	4 3/4"
22603U	2"	22615U	5"
22604U	2 1/4"	22616U	5 1/4"
22625U	2 3/8"	22617U	5 1/2"
22605U	2 1/2"	22618U	5 3/4"
22626U	2 5/8"	22619U	6"
22606U	2 3/4"	22650U	6 1/4"
22607U	3"	22651U	6 1/2"
22608U	3 1/4"	22652U	7"
22609U	3 1/2"	22653U	7 1/2"
22610U	3 3/4"	22654U	8"
22627U	3 7/8"		
22611U	4"		
22628U	4 1/8"		
22612U	4 1/4"		



Nice Quality Wooden Vase Cap.
Sanded hard wood with Waxed Black Finish, & 1/8IP center hole.

No.	Dia.	No.	Dia.
10210B	2"	10215B	4 1/2"
10211B	2 1/2"	10216B	5"
10212B	3"	10217B	6"
10213B	3 1/2"		
10214B	4"		



Clear acrylic vase caps, all caps with .438" diameter center hole, all holes must be polished clear, top dia. 7/8". All surfaces and center drill are polished clear

22607C	3" dia. x 7/8" ht.
22609C	3 1/2" dia. x 1" ht.
22611C	4" dia. x 1" ht.

Turned Brass Necks & Spindles



9/16" ht. Brass Neck, 3/4" dia.,
20856 - Burn. & Lacquered
 Slips 1/8 IP



1 1/2" ht. Brass Spindle, 15/16" dia.
20858 - Burn. & Lacquered
20858U - Unfin.
 Slips 1/8 IP



1 1/2" ht. Brass Spindle, 15/16" dia.
20858A- Ant. Brass Finish
 Slips 1/8 IP



1 1/2" ht. Brass Spindle, 15/16" dia.
20858N- Nickel Plated
 Slips 1/8 IP



1 1/2" ht. Brass Spindle, 5/8" dia.
20860U - Unfinished
 Tap 1/8F



1 1/2" ht. Brass Spindle, 13/16" dia.
10940- Burn. & Lacq.
 Slips 1/8 IP



2" ht. Brass Spindle, 7/8" dia. Unfinished
20861U- Tap 1/8F
20862U- Slip 1/8 IP



2" ht. Brass Spindle, 7/8" dia.
20862A- Ant. Brass Finish
 Slips 1/8 IP



2" ht. Brass Spindle, 7/8" dia.
20862B- Antique Bronze
 Slips 1/8 IP



2" ht. Brass Spindle, 7/8" dia.
20862N- Polished Nickel Plated
 Slips 1/8 IP



2 1/4" ht. Brass Spindle, 5/8" dia.
10941- Unfin.
 Tap 1/8F



3" ht. Brass Spindle, 3/4" dia.
10942- Unfin.
 Tap 1/8F



7/8" ht., Turned Brass Neck, 1 1/4" diameter
21153U- Unfinished
 Slips 1/4 IP



2 1/8" ht. Cast Brass Column, 1 1/2" dia., seats 13/16" top, seats 11/16" bottom
10421U- Unfin.
 Slips 1/8 IP



2 5/16" ht. Brass Column, 1 7/8" dia., seats 1" top, seats 1" bottom
10430U- Unfinished
 Slips 1/4 IP



4 1/8" ht. Brass Spindle, 3/4" dia.
10943- Pol. & Lacq.
10943U- Unfin.
 Tap 1/8F



4 3/4" ht. Cast Brass Column, 1 5/8" dia., seats 13/16" top, seats 15/16" bottom.
10422U- Unfinished
 Slips 1/8 IP



4 11/16" ht. Cast Brass Column, 1 5/8" dia., seats 3/4" top, 15/16" bottom.
10400- Pol. & Lacq.
10400U- Unfinished
 Slips 1/8 IP

Turned Brass Necks



1 1/16" ht. Brass Neck, 9/16" dia.
10949A-Ant. Brass Finish
Slips 1/8 IP



1 1/16" ht. Brass Neck, 9/16" dia.,
10949U- Unfinished
Slips 1/8 IP



1 1/16" ht. Brass Neck, 9/16" dia., Nickel Plated Finish
10949N- Slips 1/8 IP
10948N- Tap 1/8 F



1/2" ht. Brass Neck, 1 1/4" dia., Unfinished
20865U - Tap 1/8 F
20866U - Slips 1/8 IP



1 1/16" ht. Brass Neck, 9/16" dia.
10948U -Unfin. Brass
Tap 1/8 F



1 1/16" ht. Brass Neck, 9/16" dia.
10948SB- Sat. Brass
Tap 1/8 F



1 1/16" ht. Brass Neck, 9/16" dia.
10948BK- Sat. Black
Tap 1/8 F



1 1/16" ht. Brass Neck, 9/16" dia.
10948B- Antique Bronze
Tap 1/8 F



1 1/16" ht. Brass Neck, 9/16" dia.
10948SN- Sat. Nickel
Tap 1/8 F



3/4" ht. Brass Neck, 1 1/8" dia., Unfinished
20863U- Tap 1/8 F
20864U - Slips 1/8 IP



7/16" ht. Brass Neck, 1 1/16" dia.,
20869A- Antique Brass Finish
Tap 1/8 F



7/16" ht. Brass Neck, 1 1/16" dia.,
20869N- Nickel Plated Finish
20869U - Unfin.
Tap 1/8 F



7/16" ht. Brass Neck, 1 1/16" dia.,
20870- Burn. & Lacq
20870U - Unfin.
Slips 1/8 IP

1 3/4" ht. Brass Neck, 1 1/8" dia.

20871U - Unfinished
Tap 1/8 F

20872U - Unfinished
Slips 1/8 IP



5/8" ht. Brass Neck, 15/16" dia. Unfin.
20980- Slips 1/8 IP
20981- Tap 1/8 F



3/4" ht. Brass Neck, 1 1/4" dia., checks 1" tubing, Unfin.
20982- Slips 1/4 IP
20983- Tap 1/4 F



5/8" ht. Brass Neck, 7/8" dia.
21010U - Unfin.
Tap 1/8 M X 1/4 F



1" ht. Brass Neck, 15/16" dia.
20984- Pol. & Lacq.
20984U - Unfinished
Slips 1/8 IP



1 1/4" ht. Brass Neck, 7/8" dia., Nickel Plated
10945N- Slips 1/8 IP
10944N- Tap 1/8 F



1 1/4" ht. Brass Neck, 7/8" dia., Unfin.
10945U- Slips 1/8 IP
10944U- Tap 1/8 F



1 3/16" ht. Brass Neck, 15/16" dia.
20985U- Unfinished
Slips 1/8 IP



1 1/4" ht. Brass Neck, 7/8" dia.,
10944A- Ant. Brass
Tap 1/8 F



1 1/4" ht. Brass Neck, 7/8" dia.
10944SN- Satin Nickel
Tap 1/8 F



1 1/4" ht. Brass Neck, 7/8" dia.
10944BK- Satin Black
Tap 1/8 F



1 1/4" ht. Brass Neck, 7/8" dia.
10944B- Ant. Bronze
Tap 1/8 F



1 1/4" ht. Brass Neck, 7/8" dia.
10944SB- Satin Brass
Tap 1/8 F

Turned Brass Necks



15/16" ht. Brass Neck,
1 3/16" dia.

20867 - Burn & Lacq
20867U - Unfinished
Tap 1/8F



15/16" ht. Brass Neck,
1 3/16" dia.

20867SB - Sat. Brass
Tap 1/8F



15/16" ht. Brass Neck,
1 3/16" dia.

20867A - Antique
Brass Finish
Tap 1/8F



15/16" ht. Brass Neck,
1 3/16" dia.

20867B - Antique
Bronze
Tap 1/8F



15/16" ht. Brass Neck,
1 3/16" dia.

20867BK - Satin
Black
Tap 1/8F



15/16" ht. Brass Neck,
1 3/16" dia.

20867SN - Sat. Nickel
Tap 1/8F



15/16" ht. Brass Neck, 1 3/16" dia. Nickel Plated Finish

20867N - Tap 1/8F
20868N - Slips 1/8IP



15/16" ht. Brass Neck,
1 3/16" dia.

20868 - Burn & Lacq
20868U - Unfinished
Slips 1/8IP



15/16" ht. Brass Neck,
1 3/16" dia.

10947 - Burn. & Lacq.
10947U - Unfin.
Slips 1/8 IP



7/8" ht. Brass
Neck, 1 3/16" dia.

10946A - Ant.
Brass Finish
Tap 1/8F



7/8" ht. Brass Neck,
1 3/16" dia.

10946N - Nickel
Plated Finish
Tap 1/8F



7/8" ht. Brass Neck,
1 3/16" dia.

10946SN - Satin
Nickel
Tap 1/8F



7/8" ht. Brass Neck,
1 3/16" dia.

10946BK - Satin
Black
Tap 1/8F



7/8" ht. Brass Neck,
1 3/16" dia.

10946B - Ant. Bronze
Tap 1/8F



5/8" ht. Brass Neck,
1 3/16" dia.

10946SB - Satin
Brass
Tap 1/8F



5/8" ht. Brass Neck,
1 3/16" dia.

10946 - Burn. & lacq.
10946U - Unfinished
Tap 1/8F



5/8" ht. Brass Neck,
1 5/16" dia.

21277U - Unfin. Brass
Tap 1/8F



5/8" ht. Brass Neck,
1 5/16" dia.

21277SN - Satin Nickel
Tap 1/8F



5/8" ht. Brass Neck,
1 5/16" dia.

21277N - Polished
Nickel
Tap 1/8F

Stamped Steel Necks & Brass Spacers



1/2" ht. Steel Neck,
7/8" bottom dia.
20962- Brass Plated
Slips 1/8 IP



1/2" ht. Steel Neck,
7/8" bottom dia.
20962A- Antique
Brass Finish
Slips 1/8 IP



1/2" ht. Steel Neck,
7/8" bottom dia.
20962N- Nickel
Plated Finish
Slips 1/8 IP



1/2" ht. Steel Neck,
7/8" bottom dia.
20962S- Steel
Unfinished
Slips 1/8 IP



1" ht. Steel Neck,
1 3/16" top dia.,
1 3/8" bottom dia.
21161- Brass Plated
Slips 1/8 IP



1" ht. Steel Neck,
1 3/16" top dia.,
1 3/8" bottom dia.
21161A- Ant. Brass
Slips 1/8 IP



1" ht. Steel
Neck, 7/8" bot-
tom dia.
20963- Brass
Plated
Slips 1/8 IP



1" ht. Steel
Neck, 7/8" bot-
tom dia.
20963A- Ant.
Brass Finish
Slips 1/8 IP



1" ht. Steel
Neck, 7/8" bot-
tom dia.
20963B- Ant.
Bronze Finish
Slips 1/8 IP



1" ht. Steel
Neck, 7/8"
bottom dia.
20963N-
Nickel Plated
Finish
Slips 1/8 IP



1" ht. Steel
Neck, 7/8" bot-
tom dia.
20963S- Steel
Unfinished
Slips 1/8 IP



1" ht. Steel Neck,
1 3/16" top dia.,
1 3/8" bottom dia.
21161N- Nickel Plated
Slips 1/8 IP



1" ht. Steel Neck,
1 3/16" top dia., 1 3/8"
bottom dia.
21161S- Steel Unfin.
Slips 1/8 IP

Stamped Solid Brass Spacers



Polished & Lacq.



Unfinished

1" ht. Brass Spacer,
7/8" bottom dia.,
1" bottom dia.

21158- Polished &
Lacquered
21158U- Unfinished
Slips 1/8 IP



1 1/2" ht. Steel Neck,
7/8" bottom dia.
21112- Brass Plated
Slips 1/8 IP



1 1/2" ht. Steel Neck,
7/8" bottom dia.
21112A- Antique
Brass Finish
Slips 1/8 IP



1 1/2" ht. Steel Neck,
7/8" bottom dia.
21112N- Nickel
Plated Finish
Slips 1/8 IP



1 1/2" ht. Steel Neck,
7/8" bottom dia.
21112S- Steel
Unfinished
Slips 1/8 IP



Polished & Lacq.



Unfinished

1 1/2" ht. Brass Spacer,
7/8" bottom dia.,
1" bottom dia.

21159- Polished &
Lacquered
21159U- Unfinished
Slips 1/8 IP



2" ht. Steel Neck,
7/8" bottom dia.
21113- Brass Plated
Slips 1/8 IP



2" ht. Steel Neck,
7/8" bottom dia.
21113A- Antique
Brass Finish
Slips 1/8 IP



2" ht. Steel Neck,
7/8" bottom dia.
21113N- Nickel
Plated Finish
Slips 1/8 IP



2" ht. Steel Neck,
7/8" bottom dia.
21113S- Steel
Unfinished
Slips 1/8 IP



Polished & Lacq.



Unfinished

2" ht. Brass Spacer,
7/8" bottom dia.,
1" bottom dia.

21160- Polished &
Lacquered
21160U- Unfinished
Slips 1/8 IP

Special Lamp Harps & Shade Mounting Accessories



Satin Black Finish
with 1/4-27 M
swivel top

Satin Black Finish Harps w/Harp Bases

Heavy Duty

- 12780BK- 6"
- 12754BK- 7"
- 12755BK- 7 1/2"
- 12756BK- 8"
- 12757BK- 8 1/2"
- 12758BK- 9"
- 12759BK- 9 1/2"
- 12760BK- 10"
- 12762BK - 11"
- 12764BK- 12"



12789 -
Brass
Plated

ADJUSTABLE
Lamp Harps

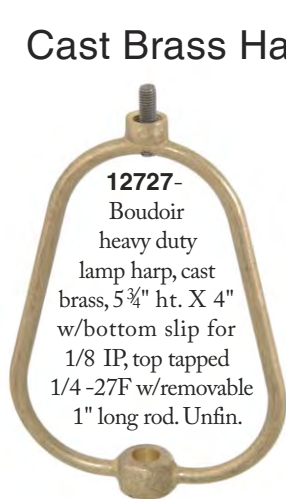


12789A -
Antique
Brass Finish

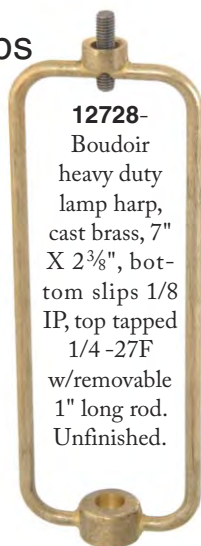
Heavy duty, adjustable lamp harp adjusts to 9", 10", or 11" in height, 1/4-27M top post. Harp base will slip 1/8 IP pipe (approx. 3/8" dia.) Adjustable lamp harps are a convenient solution when the exact harp size or lamp shade size is unknown. Your choice of finish.

- 12789 - Brass Plated
- 12789A - Antique Brass Finish

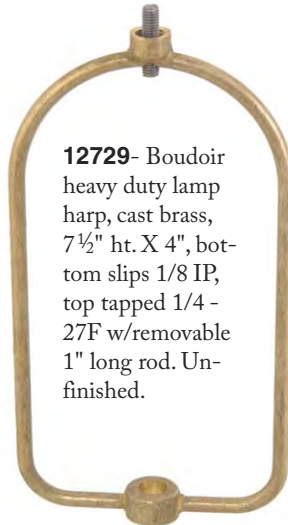
Cast Brass Harps



12727-
Boudoir
heavy duty
lamp harp, cast
brass, 5 3/4" ht. X 4"
w/bottom slip for
1/8 IP, top tapped
1/4 -27F w/removable
1" long rod. Unfin.



12728-
Boudoir
heavy duty
lamp harp,
cast brass, 7"
X 2 3/8", bot-
tom slips 1/8
IP, top tapped
1/4 -27F
w/removable
1" long rod.
Unfinished.



12729- Boudoir
heavy duty lamp
harp, cast brass,
7 1/2" ht. X 4", bot-
tom slips 1/8 IP,
top tapped 1/4 -
27F w/removable
1" long rod. Un-
finished.



22627 - Pol. & Lacq.



22627B - Antique Bronze

Brass Aperture Ring, Heat Cap, & Finial Set.
Designed to act as holder for many Handel & Tiffany dome type shades w/top openings of 3 1/2" to 3 3/4". Will fit our 12", 14" & 16" domical shades. Finial tap 1/4-27F.

- 22627- Polished & Lacq. Finish
- 22627B- Antique Bronze Finish



22114 - Shade
Adapter. Brass finish.
Converts washer type
shade to fit on regular
shape bulb. 1/4-27M.



22115- Shade
Adapter. Brass finish,
converts washer type
shade to fit on torpedo
shape bulb. 1/4-27M.



22112 - Glass Shade Adapter for 1930-40's boudoir lamps, size to clip-on A19 type bulbs, 1/4-27M. 2 1/8" X 2 1/2" overall.



22111- **4-in-1 Adapter** Convert bridge, washer or 2 1/4" ring fixture to clip-on. Galvanized steel.



22109 - Nickel
Plated Shade Clip
for Reflector
Lamp.



22116 - 3 Way Bridge
Adapter with Uno thread.
Brass plated & lacq. finish.
Allows conversion from
washer fitter shade to Uno
fitter shade.
Fits antique and Sun-Lite
brand UNO sockets but
may not fit newer Leviton
brand sockets.



22110 - Fabric shade clip-on
adapter for A-19 shape stan-
dard bulb, 1/4-27M thread,
includes finial. This clip will
allow the fabric shade to sit
lower on the lamp than
other shade adapters

Lamp Harps

High Quality Harps with Protective Coating, 1/4-27M threads at top & with base to slip 1/8 IP.

Brass Plated Harps w/Harp Bases



<u>Regular Weight</u>	<u>Heavy Duty</u>
12780- 6"	12740- 7"
12781- 6 1/2"	12741- 7 1/2"
12754- 7"	12742- 8"
12755- 7 1/2"	12743- 8 1/2"
12756- 8"	12744- 9"
12757- 8 1/2"	12745- 9 1/2"
12758- 9"	12746- 10"
12759- 9 1/2"	12747- 10 1/2"
12760- 10"	12748- 11"
12761- 10 1/2"	12749- 11 1/2"
12762- 11"	12750- 12"
12763- 11 1/2"	12751- 13"
12764- 12"	12752- 14"
12765- 13"	12753- 15"
12766- 14"	
12767- 15"	

Antique Bronze Finish Harps w/Harp Bases



<u>Regular Weight</u>
12780B- 6"
12754B- 7"
12756B- 8"
12757B- 8 1/2"
12758B- 9"
12760B- 10"
12761B- 10 1/2"
12762B- 11"
12763B- 11 1/2"
12764B- 12"
12765B- 13"
12766B- 14"
12767B- 15"

Nickel Plated Harps w/Harp Bases



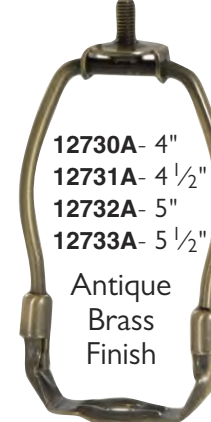

<u>Regular Weight</u>	<u>Heavy Duty</u>
12780N- 6"	12740N- 7"
12781N- 6 1/2"	12741N- 7 1/2"
12754N- 7"	12742N- 8"
12755N- 7 1/2"	12743N- 8 1/2"
12756N- 8"	12744N- 9"
12757N- 8 1/2"	12745N- 9 1/2"
12758N- 9"	12746N- 10"
12759N- 9 1/2"	12747N- 10 1/2"
12760N- 10"	12748N- 11"
12761N- 10 1/2"	12749N- 11 1/2"
12762N- 11"	12750N- 12"
12763N- 11 1/2"	12751N- 13"
12764N- 12"	12752N- 14"
12765N- 13"	12753N- 15"
12766N- 14"	
12767N- 15"	

Antique Brass Finish Harps w/Harp Bases



<u>Regular Weight</u>
12780A- 6"
12754A- 7"
12755A- 7 1/2"
12756A- 8"
12757A- 8 1/2"
12758A- 9"
12759A- 9 1/2"
12760A- 10"
12761A- 10 1/2"
12762A- 11"
12763A- 11 1/2"
12764A- 12"
12765A- 13"
12766A- 14"
12767A- 15"

Miniature-Size Regular Weight Lamp Harps w/swivel top



Acrylic Light Diffusers, Shade Adapters, Shade Riser Parts

Acrylic Light Diffusers

Mid-Century Shallow Drum style shades were often accessorized with **WHITE TRANSLUCENT ACRYLIC DIFFUSERS** top mounted for table and floor shades and both top & bottom mounted for hanging fixtures. Not only do these diffusers improve the quality of the light, especially when using energy efficient compact fluorescent or halogen light bulbs, they also add a "finished" look to many table lamps and pendants. Made of pure white acrylic material with a slip 1/4-27 and 1/8 IP center hole. To avoid overheating your lamp leave a little room on the edge to let heat escape.




With Diffuser



Without Diffuser

10417U-

Shade Holder and Riser can be mounted on top of cluster numbers 40112 thru 40119 (page H-20) to elevate fabric lampshade to desired height. Has a 1/4-27 rod with 3/4" long thread and a 3/4" knurled nut on top for shade mounting, and a 1/8F slip coupling for cluster mounting. 6" overall length and is adjustable to about 4". Unfinished



Outside Dia.


Fits Shade Opening

08339 -	7 1/2"	8 inches +
08340 -	9 1/2"	10 inches +
08341 -	11 1/2"	12 inches +
08342 -	13 1/2"	14 inches +
08343 -	15 1/2"	16 inches +
08344 -	17 1/2"	18 inches +
08338 -	18 1/2"	19 inches +
08345 -	19 1/2"	20 inches +
08348 -	21 1/2"	22 inches +
08349 -	23 1/2"	24 inches +



22108 - Lamp shade E27 to E14 hole adapter or converter, fits an E14 or E12 Euro style screw type bayonet cap lamp holder or socket, compatible with IKEA® brand and other European made lamp shades, 1 13/16" O.D., 1 5/32" I.D., 4mm thick, fits our socket number 47647.

Lamp Shade Adapter



Steel Rod for Assembling Adjustable Harp, use in conjunction w/#21014U (far right). See #10417U (above) for complete unit

21015U- Brass Plated & Lacq.

1/4-27 X 3/4" Thread length, 6" long



Shade ring washer, 3/4" diameter, 10 gauge brass plated steel.

22124 - 3 side holes

22125 - 4 side holes



Shade ring washer, 3/4" diameter, 10 gauge nickel plated steel.

22124N - 3 side holes

22125N - 4 side holes



21014U- Brass shade adjuster coupling. Tap 1/8F X 1/4-27 slip, 8/32 side tap for set screw.

May be used with part #21015U (6" rod right) to assemble complete unit as pictured in item #10417U (above, left). Unfinished brass

Harp Bases and I.E.S. Reflector Shades



Brass Plated Harp Bases -
Slips 1/8 IP Pipe

12735- Heavy Duty

12736- Regular Wt.



Brass Plated Harp Bases -
Slips 1/4 IP Pipe

12770- Heavy Duty

12771- Regular Wt.

• Harp Bases For CFL or Over-sized Bulbs



Brass Plated

Wide Harp Bases
-Brass Plated Harp Bases -
Slips 1/8 IP Pipe

12769- Heavy Duty

12768- Regular Wt.



Nickel Plated

Wide Harp Bases
- Nickel Plated Harp Bases -
Slips 1/8 IP Pipe

12769N- Heavy Duty

12768N- Regular Wt.

• Harp Base For Phenolic Sockets



Harp Base For Standard Phenolic
Sockets, 1 7/16" I.D. - fits heavy duty
harps. (Socket Not Included)

12774 -Brass Plated Steel

12774N -Nickel Plated Steel

• Harp Base For GU-24 & Nord Sockets



Harp base for GU-24 & Nord sockets,
1 5/8" I.D., 3" max O.D., fits heavy duty
harps (Socket & Harp Not Included)

12773 - Brass Plated Steel

12773N- Nickel plated steel

Harp Bases With Special Finishes to Match our
Harps (p.H-79)- Slips 1/8 IP Pipe

Harp Base, slips 1/8IP,
Antique Brass Finish

12736A- Reg. Weight

12735A- Heavy Duty



Harp Base, slips 1/8IP,
Antique Bronze Finish

12736B- Reg. Weight

12735B- Heavy Duty



Harp Base, slips 1/8IP,
Nickel Plated Finish

12736N- Reg. Weight

12735N- Heavy Duty



Swing Arm Cup



Swing Arm Cup Harp

12790- 8"
(6" actual size)

12791- 9"
(7" actual size)

Cup Harp -
Brass Plated.
Sizes listed are
overall length

when cup harp is
mounted into #12772
Swing Arm Cup.

12772 - Brass Plated
Swing Arm Cup, 2 1/2"
tall with side outlet,
and 1/8 IP slip hole in
base. For use with
Swing Arm lamps and
shades - Fits our
#12790 & #12791
harps (see left).

Best Quality TRANSLUCENT Opal Glass I.E.S. Reflector Shades

These I.E.S. SHADES have a nice translucent quality that is superior to some of the dark, opaque I.E.S. shades on the market now. They will make your floor lamp more efficient and look brighter and better.



08390 - Waffle Pattern
with 2 1/4" fitter, 6" dia.



08391 - Waffle Pattern
with 2 1/4" fitter, 8" dia.



08392 - Waffle pattern
with 2 7/8" fitter, 10" dia.

Shade Risers & Stamped Brass Spacers



Turned Brass Risers, Riser length does not include threads, 7/16" dia.

20966-	1/2"	Burn. & Lacq.
20966U-	1/2"	Unfinished
20967-	1"	Burn. & Lacq.
20967U-	1"	Unfinished
20968-	1 1/2"	Burn. & Lacq.
20968U-	1 1/2"	Unfinished

1/4-27F X 1/4-27M



Length does not include threads

3/4" Brass Riser, 7/16" dia.

20986-	Burn. & Lacq.
20986U-	Unfinished

1/4-27M X 1/4-27F



2" Brass Riser, 7/16" dia.

20987-	Burn. & Lacq.
20987U-	Unfin.

1/4-27M X 1/4-27F



Modern Style Brass Shade Riser Unfinished Brass (length does not include threads) 1/2" dia.

21136U-	1"
21137U-	1 1/2"
21138U-	2"

1/4-27M X 1/4-27F

Bamboo Shaped Turned Brass Risers, Riser (length does not include threads) 9/16" dia.

20830-	1/2" Burnished & Lacq.
20988U-	3/4" Unfinished
20831-	1" Burnished & Lacq.
20832-	1 1/2" Burn./Lacq.
20989U-	2" Unfinished

1/4-27F X 1/4-27M



Turned Brass Risers, Riser (length does not include threads) 7/16" dia., Nickel Plated Finish

20966N-	1/2"
20986N-	3/4"
20967N-	1"
20968N-	1 1/2"
20987N-	2"

1/4-27F X 1/4-27M



Stamped Steel Riser (length does not include threads) 7/8" dia., Brass Plated & Lacq.

20964-	1" ht.
20965-	2" ht.

1/4-27F X 1/4-27M



1/2" ht. Turned Brass Riser, 5/8" dia.

20970N-	Nickel Plated
----------------	---------------

1/8F x 1/4-27M



1/2" ht. Turned Brass Riser, 5/8" dia.

20970U-	Unfinished Brass
----------------	------------------

1/8F x 1/4-27M

Stamped Brass Spacers



1" ht. Brass Spacer, 7/8" bottom dia., 1" bottom dia.

21158-	Polished & Lacquered
---------------	----------------------

Slips 1/8 IP



1" ht. Brass Spacer, 7/8" bottom dia., 1" bottom dia.

21158U-	Unfinished
----------------	------------

Slips 1/8 IP



1 1/2" ht. Brass Spacer, 7/8" bottom dia., 1" bottom dia.

21159-	Polished & Lacquered
---------------	----------------------

Slips 1/8 IP



1 1/2" ht. Brass Spacer, 7/8" bottom dia., 1" bottom dia.

21159U-	Unfinished
----------------	------------

Slips 1/8 IP



2" ht. Brass Spacer, 7/8" bottom dia., 1" bottom dia.

21160-	Pol. & Lacq
---------------	-------------

Slips 1/8 IP



2" ht. Brass Spacer, 7/8" bottom dia., 1" bottom dia.

21160U-	Unfin.
----------------	--------

Slips 1/8 IP

1/8F Brass Finials & Knobs



1" ht. Brass Finial Knob, 1 1/16" dia.
10953- Burn. & Lacq.
10953U- Unfin.
 1/8F



1 1/16" ht. Brass Pyramid Finial, 9/16" dia.
10966 - Unfin.
 1/8F



1 1/16" ht. Brass Pyramid Finial, 9/16" dia.
10966A - Ant. Brass Finish
 1/8F



5/8" ht. Brass Pyramid knob with side hole for hanging prism, 9/16" dia.
10966H- Unfin.
 1/8 F



5/8" ht. Brass Pyramid Knob with hole for #6 bead chain., 9/16" dia.
10966P- Unfin.
 1/8F



1/2" ht. Pyramid knob, 9/16" dia.
10966N- Nickel Plated
 1/8F



1/2" dia. X 1/2" ht. Brass Acorn Knob
21023U - Unfinished
 Tap, 1/8F



1 3/16" ht. Cast Brass Finial Bud, 1" dia.
21046U- Unfinished
 1/8F



1 1/2" ht. Ball Finial, Brass, 1" dia.
10977- Unfinished
 1/8F



1" ht. Brass Knob, 3/4" dia.
21028U- Unfinished
 1/8F



3/4" ht. Round Brass Finial Knob, 5/8" dia.
10965U- Unfin.
 1/8F



1 1/4" ht. Large Brass Pyramid Knob, 7/8" dia.
21025U- Unfinished
 1/8F



1 3/8" ht. Die Cast Brass Finial Knob, 7/8" dia.
10956U - Unfin.
 1/8F



1 3/8" ht. Die Cast Brass Finial Knob, 7/8" dia.
21047U-Unfin.
 1/8F



1 3/8" ht. Cast Brass Leaf Motif Finial, 5/8" dia.
10931U - Unfin.
 1/8F



1 5/8" ht. Die Cast Brass Finial, 3/4" dia.
21050U- Unfinished
 1/8F



1 5/8" ht. Die Cast Brass Acorn Finial, 15/16" dia.
10957- Pol. & Lacq.
10957U - Unfin.
 1/8F



2" ht. Die Cast Brass Finial, 1 3/16" dia.
21052U- Unfin.
 1/8F



1 1/2" ht. Cast Brass Mission Finial, 1" dia.
11711U- Unfin.
 1/8F

Cast Brass 1 3/4" ht. Mission Finial, 1 1/16" dia.
10932U - Unfinished
 1/8F



Finials, Tapped Brass Balls

1/4-27F



1/2" dia. Brass Ball
21002U - Unfinished
Tap 1/4-27F



1/2" dia., Turned Brass
1/2 Ball Finial Cap,
1/4" ht.
20841U- Unfinished
Tap 1/4-27F



Turned Brass Ball
finial, Unfinished
20839U- 3/4" dia.
20837U- 1" dia.
Tap 1/4-27F



Burn. & Lacq



Ant. Brass



Ant. Bronze

Small, Plain Knurled
Knob Finial, 1/2" dia.,
9/16" height,
tap 1/4-27F



Nickel Plated



Unfinished

10958 - Burnished & Lacq.
10958A- Antique Brass
10958B- Antique Bronze
10958N- Nickel Plated
10958U- Unfinished Brass

1/4-27F Metal Finials



1/2" ht. Knob Finial, Steel,
Brass Plated. 1 5/16" dia.
20990- Brass Plated Finish
1/4-27F



1/2" ht. Knob Finial, Steel.
1 5/16" dia.
20990A- Ant. Brass Finish
1/4-27F



1/2" ht. Knob Finial,
Steel. 1 5/16" dia.
20990N-Nickel Finish
1/4-27F



1" ht. Stamped
Steel Finial, 7/8" dia.
20993 - Brass
Plated & Lacq.
Tap 1/4-27F.



1" ht. Stamped
Steel Finial, 7/8" dia.
20993N - Nickel
Plated Finish
Tap 1/4-27F.



9/16" ht. Metal
Finial, 3/4" dia.
20961- Brass
Plated & Lacq.
Tap 1/4-27F.



9/16" ht. Metal
Finial, 3/4" dia.
20961N- Nickel
Plated Finish
Tap 1/4-27F.



9/16" ht. Metal
Finial, 3/4" dia.
20961A- Antique
Brass Finish
Tap 1/4-27F.



9/16" ht. Metal
Finial, 3/4" dia.
20961B- Antique
Bronze Finish
Tap 1/4-27F.

See a complete listing of Brass Balls on
page H-111

1/4-27F Brass Balls



5/8" dia. Round
Ball Finial, Solid
Brass
20884U-
Unfinished Brass
1/4-27F



7/8" dia. Round
Ball Finial, Solid
Brass
20886U-
Unfinished Brass
1/4-27F



3/4" dia. Round
Ball Finial, Solid
Brass
20839- Polished
& Lacq. Finish
1/4-27F



3/4" dia. Round
Ball Finial, Solid
Brass
20839A- Ant.
Brass Finish
1/4-27F



3/4" dia. Round Ball
Finial, Solid Brass
20839N- Polished
Nickel Finish
1/4-27F



3/4" dia. Round
Ball Finial, Solid
Brass
20839U-
Unfinished Brass
1/4-27F

6-32F, 8-32F, 1/4-20F, 1/8F, 1/4F



3/8" dia. Brass Ball,
Unfinished
21000U - Tap 6-32F
21001U - Tap 8-32F



1/2" dia. Brass
Ball
21003U -
Unfinished
Tap 8-32F



5/8" dia. Brass Ball,
Unfinished
21004U - Tap 1/4-20F
21005U - Tap 1/8F



Turned Brass Ball finial,
Unfinished
20838U- 3/4" dia., Tap 1/8F
20836U- 1" dia., Tap 1/8F
21068U- 1" dia., Tap 1/4F



3/4" dia. Turned
Brass 1/2 Ball,
3/8" ht.
21030U- Unfin.
Tap 1/8F



1/2" dia., Turned Brass
1/2 Ball Finial Cap,
1/4" ht.
20840U- Unfinished
Tap 1/8F

1/4-27F Turned Brass Finials (∅ = diameter)



1" ht. Brass Colonial
Finial, 7/16" dia.

10967- Burn. & Lacq.
10967U- Unfinished
1/4-27F



1" ht. Solid Brass
Colonial Finial,
7/16" dia.

10967A- Ant.
Brass Finish
1/4-27F



1" ht. Brass
Colonial Finial,
7/16" dia.

10967N-
Nickel Plated
1/4-27F



1/2" ht. Brass
Finial, 7/16" dia.

10950A -
Antique Brass
1/4-27F



1/2" ht. Brass
Finial, 7/16" dia.

10950-
Unf. Brass
1/4-27F



1/2" ht. Brass
Finial, 7/16" dia.

10950N-
Nickel Plated
1/4-27F



1 7/16" ht.
Brass Deco
Finial, 1/2" dia.

11085N -
Nickel Plated
1/4-27F



1 7/16" ht.
Brass Deco
Finial, 1/2" dia.

11085U -
Unfinished
1/4-27F



1/8" ht. Brass Ball
Finial, 9/16" dia.

10963N- Nickel
Plated Finish
1/4-27F



1/8" ht. Brass Ball
Finial, 9/16" dia.

10963- Burn. & Lacq.
10963U- Unfinished
1/4-27F



1/8" ht. Solid
Brass Finial,
9/16" dia.

10963A- Ant.
Brass Finish
1/4-27F



1 5/16" ht. Solid
Brass Deco
Finial, 5/8" dia.

11084N-
Nickel Plated
1/4-27F



1 5/16" ht. Solid
Brass Deco
Finial, 5/8" dia.

11084U-
Unf. Brass
1/4-27F



2" ht. Solid
Brass Finial,
1/2" dia.

10964A- Ant.
Brass Finish
1/4-27F



2" ht. Solid
Brass Finial,
1/2" dia.

10964-
Burnished &
Lacquered
10964U-
Unfinished
1/4-27F



2" ht. Solid
Brass Finial,
1/2" dia.

10964N-
Nickel Plated
1/4-27F



3/4" ht. X 9/16"
dia. Brass Pyra-
mid Finial

21036N-
Nickel Plated
1/4-27F



1" ht. Brass Finial,
1 1/16" dia.

20824-Burn/Lacq
21151U- Unfin.
1/4-27F



1 1/2" ht. Brass
Finial, 7/8" dia.

20825- Burn. &
Lacq.
1/4-27F



2" ht. Brass Deco
Finial, 1/2" dia.

11086U-
Unfinished Brass
1/4-27F



2" Brass Finial, 1/2" dia.

21027- Burn. & Lacq.
21027U- Unfinished
1/4-27F



2 3/8" Brass Finial,
1/2" dia.

10952- Burn. & Lacq.
10952U- Unfinished
1/4-27F



1 1/2" ht. Turned
Br. Finial, 1 3/16" ∅

11348A - Ant.
Brass Finish
1/4-27F



1 7/16" ht. Turned
Brass Finial, 1" dia.

11329 -
Polished & Lacq.
1/4-27F



1 7/16" ht. Brass
Finial, 7/8" dia.

11336N- Nickel
Plated
1/4-27F



1" ht. Brass Hand-
el style, 7/8" dia.

10959-Pol. &
Lacq.
1/4-27F



1 1/2" Brass
Modern Finial,
5/8" dia.

21128U -
Unfin. Brass
1/4-27F



1 1/2" ht. Brass
Modern Finial,
5/8" dia.

21128N -
Nickel Plated
1/4-27F

1/8F Brass Finials & 1/8M X 1/4-27 Reducers

(∅ = diameter)



1" ht. Brass Finial Knob, 1¹/₁₆" dia.
10953- Burn. /Lacq.
10953U- Unfin.
 1/8F



1¹/₁₆" ht. Brass Pyramid Finial, 9/16" dia.
10966 - Unfin.
 1/8F



1¹/₁₆" ht. Brass Pyramid Finial, 9/16" dia.
10966A - Ant. Brass Finish
 1/8F



5/8" ht. Brass Pyramid knob with side hole for hanging prism, 9/16" dia.
10966H- Unfin.
 1/8 F



5/8" ht. Brass Pyramid Knob with hole for #6 bead chain. , 9/16" dia.
10966P- Unfin.
 1/8F



1/2" ht. Pyramid knob, 9/16" dia.
10966N- Nickel Plated
 1/8F



1³/₈" ht. Die Cast Brass Finial Knob, 7/8" dia.
21047U-Unfin.
 1/8F



1³/₁₆" ht. Cast Brass Finial Bud, 1" ∅
21046U- Unfinished
 1/8F



1³/₈" ht. Die Cast Brass Leaf Motif Finial, 5/8" dia.
10931U - Unfin.
 1/8F



1¹/₂" ht. Ball Finial, Brass, 1" dia.
10977- Unfinished
 1/8F



1" ht. Brass Knob, 3/4" dia.
21028U- Unfinished
 1/8F



3/4" ht. Round Brass Finial Knob, 5/8" dia.
10965U- Unfin.
 1/8F



1¹/₄" ht. Large Brass Pyramid Knob, 7/8" dia.
21025U- Unfinished
 1/8F



1³/₈" ht. Die Cast Brass Finial Knob, 7/8" ∅
10956 - Pol. & Lacq.
10956U - Unfinished
 1/8F



1⁵/₈" ht. Die Cast Brass Acorn Finial, 1⁵/₁₆" ∅
10957-Pol. & Lacquer
10957U - Unfinished
 1/8F



2" ht. Die Cast Brass Finial, 1³/₁₆" dia.
21052U- Unfin.
 1/8F



1/2" dia. X 1/2" ht. Brass Acorn Knob
21023U - Unfinished
 Tap, 1/8F



1¹/₂" ht. Cast Brass Mission Finial, 1" dia.
11711U- Unfin.
 1/8F



Cast Brass 1³/₄" ht. Mission Finial, 1¹/₁₆" dia.
10932U - Unfin.
 1/8F



3¹/₂" X 3" Die Cast Brass Ornate Finial
10971U - Unfinished
 Tapped 1/8F, no wire way



2³/₄" ht. Cast Brass Flame Finial
20826U- Unfin.
 1/8F




1⁵/₈" ht. Die Cast Brass Finial, 3/4" dia.
21050U- Unfinished
 1/8F




2³/₈" X 2¹/₄" Cast Brass Finial
10974- Pol. & Lacq.
10974U- Unfinished
 1/8F

Headless Reducer, Brass, 3/8" dia., 1/4" ht.
20915- Unfin
 1/8M X 1/4-27F



Brass Reducer, 7/16" dia., 7/32" ht.
20910- Unfin.
 1/8M X 1/4-27F



Solid Brass Finials - 1/4-27F



5/8" ht. Solid Brass Drum Finial, 1/2" dia.

10369- Polished & Lacq.

1/4-27F



5/8" ht. Solid Brass Drum Finial, 1/2" dia.

10369A- Ant. Brass Finish

1/4-27F



5/8" ht. Solid Brass Drum Finial, 1/2" dia.

10369N- Polished Nickel Finish

1/4-27F



5/8" ht. Solid Brass Drum Finial, 1/2" dia.

10369U- Unfinished Brass

1/4-27F



1 7/8" ht. Solid Brass Bowtie Finial, 15/16" dia.

11376U- Unfinished Brass

1/4-27F



1 7/8" ht. Solid Brass Bowtie Finial, 15/16" dia.

11376N- Polished Nickel Finish

1/4-27F



1 7/8" ht. Solid Brass Bowtie Finial, 15/16" dia.

11376A- Ant. Brass Finish

1/4-27F



9/16" ht. Knob Finial, 3/4" dia.

20991- Polished & Lacq.

1/4-27F



9/16" ht. Knob Finial, 3/4" dia.

20991U- Unfinished Brass

1/4-27F



7/8" ht. Knurled Ball Finial, 3/4" dia.

11411N- Polished Nickel Finish

1/4-27F



7/8" ht. Knurled Ball Finial, 3/4" dia.

11411A- Ant. Brass Finish

1/4-27F



7/8" ht. Knurled Ball Finial, 3/4" dia.

11411U- Unfinished Brass

1/4-27F



1" ht. Solid Brass Drum Finial, 1/2" dia.

11370N- Polished Nickel Finish

1/4-27F



1" ht. Solid Brass Drum Finial, 1/2" dia.

11370U- Unfinished Brass

1/4-27F



1 1/2" ht. Solid Brass Drum Finial, 1/2" dia.

11371N- Polished Nickel Finish

1/4-27F



1 1/2" ht. Solid Brass Drum Finial, 1/2" dia.

11371U- Unfinished Brass

1/4-27F



1" ht. Solid Brass Drum Finial, 7/8" dia.

11372- Polished & Lacq.

1/4-27F



1" ht. Solid Brass Drum Finial, 7/8" dia.

11372A- Ant. Brass Finish

1/4-27F



1" ht. Solid Brass Drum Finial, 7/8" dia.

11372N- Polished Nickel Finish

1/4-27F



1" ht. Solid Brass Drum Finial, 7/8" dia.

11372U- Unfinished Brass

1/4-27F



1 1/2" ht. Ball Finial, Solid Brass, 1" dia.

10978 - Unfinished Brass

20821 - Burnished & Lacq. Brass

1/4-27F



2 5/8" Cast Brass Tassel

10981U- Unfin.

1/8F

Solid Brass Finials - 1/4-27F



3/4" ht. Ball Finial, Solid Brass, 5/8" dia.
20992- Polished & Lacq. Finish
 1/4-27F



3/4" ht. Ball Finial, Solid Brass, 5/8" dia.
20992A- Antique Brass Finish
 1/4-27F



3/4" ht. Ball Finial, Solid Brass, 5/8" dia.
20992B- Bronze Finish
 1/4-27F



3/4" ht. Ball Finial, Solid Brass, 5/8" dia.
20992N- Polished Nickel Finish
 1/4-27F



3/4" ht. Ball Finial, Solid Brass, 5/8" dia.
20992U- Unfinished Brass
 1/4-27F



1" ht. Ball Finial, Solid Brass, 3/4" dia.
21180- Polished & Lacq. Finish
 1/4-27F



1" ht. Ball Finial, Solid Brass, 3/4" dia.
21180A- Antique Brass Finish
 1/4-27F



1" ht. Ball Finial, Solid Brass, 3/4" dia.
21180B- Bronze Finish
 1/4-27F



1" ht. Ball Finial, Solid Brass, 3/4" dia.
21180N- Polished Nickel Finish
 1/4-27F



1" ht. Ball Finial, Solid Brass, 3/4" dia.
21180U- Unfinished Brass
 1/4-27F



1 3/8" ht. Ball Finial, Solid Brass, 7/8" dia.
20820P- Polished & Lacq. Finish
 1/4-27F



1 3/8" ht. Ball Finial, Solid Brass, 7/8" dia.
20820A- Antique Brass Finish
 1/4-27F



1 3/8" ht. Ball Finial, Solid Brass, 7/8" dia.
20820B- Bronze Finish
 1/4-27F



1 3/8" ht. Ball Finial, Solid Brass, 7/8" dia.
20820N- Polished Nickel Finish
 1/4-27F



1 3/4" ht. Ball Finial, Solid Brass, 1 1/4" dia.
11081- Polished & Lacquered
 1/4-27F



1 3/4" ht. Ball Finial, Solid Brass, 1 1/4" dia.
11081A- Antique Brass Finish
 1/4-27F



1 3/4" ht. Ball Finial, Solid Brass, 1 1/4" dia.
11081B- Bronze Finish
 1/4-27F



1 3/4" ht. Ball Finial, Solid Brass, 1 1/4" dia.
11081N- Satin Nickel Finish
 1/4-27F

Finial Display Stands



11350C- Acrylic display complete with 18 of our newest & best finials. Comes complete with finial screws for easy mounting and replacement. See display stand's dimensions below.

Finials are included*. Best selling finials may be substituted for those pictured if out-of-stock.

11350- Acrylic display, clear-3 shelf stand holds 18 finials and comes complete with finial screws for easy mounting and replacement. Finials not included.

Height: 14"

Width: 12¾"

Depth: 4¼"

Check the Special Offer in our online Price List for a "Free" Finial Display Stand with the purchase of finials.



Front



Back

11351C- Double-sided acrylic display with revolving base comes complete with 48 of our newest & best finials. Also, this display comes with finial screws for easy mounting and replacement. See display stand's dimensions below. Finials are included*. Best selling finials may be substituted for those pictured if out-of-stock.

11351- Double-sided acrylic display case. 8-shelf display holds 48 finials and comes complete with finial screws for easy mounting and replacement. Stand has black background, clear side panels, and a revolving base.

Finials not included. Height: 19¾", Width: 13", Depth: 7"

* In the case of "out of stock" we reserve the right to make finial substitutions.

Cast Brass & Die Cast Metal Decorative Finials

All 1/4-27



11281A- Cast Brass
Antique Bronze,
Handel Style. 1"
ht., 7/8" dia.



11282A- Cast Brass
Antique Bronze,
Handel Style. 1"
ht., 1 1/16" dia.



11280A- Cast
Brass Antique
Bronze, Handel
Style. 1/2" ht.



11288A- Cast
Brass Acorn, 1 1/8" ht.
Antique Bronze
Finish



10847U-
Acanthus, 2" ht.
Unfinished Brass



11062A- Cast
Metal w/Antique
Brass Finish.
1 3/4" ht. x 2" wide



11063A- Cast Metal
w/Antique Brass
Finish. 2 1/2" ht.



11073A- Cast
Metal w/Antique
Brass Finish.
2 1/4" ht.



11077A - 2 5/8" ht.
Cast Metal, Antique
Brass Finish



11165A - 2 1/4" ht.,
Die Cast Metal, An-
tique Finish



11074A- Acorn,
Cast Metal w/An-
tique Brass Finish.
2 1/8" ht.



11061A- Fleur-de-lis,
Cast Metal w/Antique
Brass Finish. 3 1/4" ht.



11079A- Tree of Life,
Cast Metal w/Antique
Brass Finish. 2 7/8" ht.



11078A- Cast Metal
w/Antique Brass
Finish. 2 7/8" ht.



11075A- Cast Metal
w/Antique Brass Fin-
ish. 3" ht.



11076A- Cast Metal
w/Antique Brass
Finish. 3 3/4" ht.



11066 - Cast Brass,
2 3/4" ht., Solid Brass,
Polished & Lacq. Finish



11080- Cast Brass
with Polished & Lac-
quer Finish. 3 1/8" ht.



11221A - 3" ht.
Cast Metal Fleur
de lis, Antique
Finish

Antique Finish Decorative Finials

All 1/4-27



11185- 2 $\frac{5}{8}$ " ht., Solid Brass, Polished & Lacq. Finish



11185A - 2 $\frac{5}{8}$ " ht. Solid Brass, Antique Finish



11160A - 3" ht. Cast Metal, Antique Finish



11167A - 2 $\frac{13}{16}$ " ht. Solid Brass, Antique Finish.



11167- 2 $\frac{3}{4}$ " ht., Solid Brass, Polished & Lacq. Finish



11186A - 2 $\frac{5}{8}$ " ht. Solid Brass, Antique Brass Finish



11187A - 2 $\frac{5}{8}$ " ht. Solid Brass, Antique Finish



11187 - 2 $\frac{5}{8}$ " ht., Solid Brass, Polished & Lacq. Finish



11173 - 2 $\frac{1}{2}$ " ht., Solid Brass, Polished & Lacq. Finish



11338 - 2 $\frac{7}{8}$ " ht., 2" dia., Solid Brass, Polished & Lacq. Finish



11161- 2 $\frac{3}{4}$ " ht., Solid Brass, Polished & Lacq. Finish



11161A - 2 $\frac{3}{4}$ " ht. Solid Brass Finial with Antique Finish



11129A - 2 $\frac{3}{8}$ " ht. Solid Brass, Antique Finish.



11129 - 2 $\frac{3}{8}$ " ht., Solid Brass, Pol. & Lacq. Finish



11147- Beige Ceramic, 2" ht.



11150- White Ceramic, 2" ht.



11148- Black Ceramic, 2" ht.



11148N - Black Ceramic, Nickel Base, 2" ht.

Antique Finish & Nickel Finish Decorative Finials

All 1/4-27



11164A - 3 1/8" ht.
Cast Metal, An-
tique Finish



11164 -
3 1/8" ht., Solid
Brass, Polished &
Lacq. Finish



11116 -
3 3/8" ht., Solid
Brass, Polished &
Lacq. Finish



11116A - 3 3/8"
ht. Solid Brass,
Antique Finish



11065A - 2 1/2"
ht. Greek Key,
Die Cast, An-
tique Finish



11065N - 2 1/2"
ht. Greek Key,
Die Cast, Satin
Nickel Finish.



11120A - 3" ht.
Cast Metal,
Ant. Finish



11120 - 3" ht.,
Solid Brass, Pol-
ished & Lacq. Fin-
ish



11128 - 2 5/8" ht.,
Solid Brass, Pol-
ished & Lacq.
Finish



11118A - 3 1/8" ht.
Solid Brass, An-
tique Finish



11118 - 3 1/8" ht.,
Solid Brass, Polished
& Lacq. Finish



11341 -
3 3/8" ht.,
Solid Brass,
Polished &
Lacq. Finish



11342 - 1 15/16" ht.,
1 3/8" dia.



11121A - 2 5/8"
ht. Solid Brass,
Antique Finish



11121 - 2 3/4" ht.,
Solid Brass, Polished
& Lacq. Finish



11122N - 2 1/4" ht.
Cast Metal,
Nickel Finish



11122A - 2 1/4"
ht. Solid Brass,
Antique Finish



11122 - 2 1/4" ht.
Solid Brass, Polished
& Lacq. Finish

Crystal & Glass Decorative Finials - All 1/4-27



11142N-
Crystal,
1 1/16" ht.



11142- Lead
Crystal, 1 1/16"
ht.



11139R-
Ruby Glass,
2" ht.



11139 -
Crystal,
2 1/4" ht.



11139N -
Crystal,
2 1/4" ht.

Oval
Drum
Finial,
Glass,
7/8" x
1 1/4" dia.,
1 7/8" ht.



11378N - Pol. Nickel Base
11378 - Pol. Brass Base



11223 - Crystal,
30mm dia.,
Brass P & L
Base, 1 5/8" ht.



11082N- Crystal
Ball, 1 5/8" ht.



11223A - Crystal, 30mm
dia., Brass Antique Fin-
ish Base, 1 5/8" ht.



11223B - Crystal,
30mm dia., Brass Oiled
Bronze Base, 1 5/8" ht.



11068A -
Cast
Metal
with
Gem-
stone
Antique
Brass Fin-
ish, 2 7/8"
ht.



11003 -
Lead
Crystal,
2 3/8" ht.

Faceted
Finial, Glass,
Polished
Nickel Base,
2 1/8" ht.



11377N- Pol. Nickel Base
11377- Pol. Brass Base



11004 -
Lead
Crystal,
2 7/8" ht.



11140N -
Lead
Crystal,
2 1/4" ht.



11140 -
Lead
Crystal,
2 1/4" ht.



11141
Lead
Crystal,
2 3/4" ht.



11138
Crystal,
2 7/8" ht.



11010
Lead
Crystal,
2 3/4" ht.



11006
Lead
Crystal,
2 7/8" ht.



11137N
Lead
Crystal,
3 1/2" ht.



11137
Lead
Crystal,
3 1/2" ht.

Crystal & Glass Decorative Finials - All 1/4-27



11090P - Crystal Cube, Brass, P & L, 1 3/4" ht.

11090 - Crystal Cube, Nickel 1 3/4" ht.

11090S - Crystal Cube, Satin Nickel, 1 3/4" ht.



11239A - Cast Metal Tree Frog, Antique Brass Finish, 2 3/8" ht.



11260A - Cast Metal, Antique Brass Finish, 3" ht.



11262 - Solid Brass Mermaid, P & L, 2 7/8" ht.



11262A - Solid Brass Mermaid, Antique Brass Finish, 2 7/8" ht.



11022- Seashell, 3 1/4" ht. (approx.)



11158 - Polished & Lacq. Finish. 2 1/8" ht.



11241B - Cast Metal Dragonfly, Bronze Finish, 2" ht.



20961- 9/16" ht. Metal Finial, 3/4" dia., Brass Plated & Lacquered



20961N- 9/16" ht. Metal Finial, 3/4" dia., Nickel Plated Finish



20961A- 9/16" ht. Metal Finial, 3/4" dia., Antique Brass Finish



20961B- 9/16" ht. Metal Finial, 3/4" dia., Antique Bronze Finish



11216A- Cast Metal, Ant. Brass Finish. 4 1/2" ht.



11215A- Cast Metal, Ant. Brass Finish. 4 3/4" ht.

Solid Brass Finial Bases, Reducers, & Bushings - All 1/4-27

Build your own unique *custom* finials with these finial bases!

7/8" ht. Finial Bases

20971- Cup Shaped Base, P & L
20971N- Cup Shaped Base, Nickel
20971A- Cup Shaped Base, Ant. Brass
20971B - Cup Shaped, Oiled Bronze Finish
20971S - Cup Shaped Base, Sat. Nickel

20973 - 7/8" ht. Brass Lamp Finial Base w/4mm Threaded Post

1 1/4" ht. Finial Bases

20972- 6-Prong Base, P & L
20972N- 6-Prong Base, Nickel
20972A- 6-Prong Base, Ant. Brass
20972B - 6-Prong Base, Oiled Bronze Finish,
20972S - 6-Prong Base, Sat. Nickel

21164- 1/2" dia. Bushing, press in to fit 1 1/32" dia. hole, Aluminum, Nickel Plated Finish. 1/4-27F

Cup-Shaped Finial Bases, 5/8" ht., Your choice of metal finish

20969 - Polished & Lacq.
20969N - Nickel Finish
20969A - Antique Brass
20969B - Oiled Bronze Finish
20969S - Satin Nickel Finish

Brass Hex Nut, 7/16" dia., 1/8" thick
20728- Unfin. 1/4-27F

Slotted, Headless Reducer, Brass
21140U - Unfin.
 1/8M X 1/4-27F

Headless Reducer, Brass, 3/8" dia., 1/4" ht.
20915- Unfin.
 1/8M X 1/4-27F

Brass Reducer, 7/16" dia., 7/32" ht.
20910- Unfin.
 1/8M X 1/4-27F

Knurled Brass Coupling, 9/16" ht., 1 1/32" dia.
20946U- Unfin.
 1/4-27F X 1/4-27F

Knurled Nut, Brass, 9/16" dia., 3/32" thick
21154U- Unfin.
 1/4-27F

Large Knurled Nut, Brass, 3/4" dia., 3/32" thick
20712- Unfin.
 1/4-27F

Brass Headless Bushing,
21139U- Unfin.
 1/8M X 1/4-27M

Shade Rest Bushing, Brass, 9/16" Ø, 9/16" ht.
20914 - Unfin.
 1/8M X 1/4-27F

Flat Head Finial Screw
20905- Brass Plated Steel
 1/4-27 thread, 1/2" overall length

ALL THREAD - SOLID ROD

1/4-27

8/32

Steel 1/4-27
22400- 1" length
22452- 24" length

Steel 8/32
22414- 1 1/4" length

Colorless, Clear Acrylic Finials - All 1/4-27



11328- Clear Acrylic Cylinder Finial tapped 1/4-27F, 1 1/2" ht, 1 1/4" dia.

11327- Clear Acrylic Cylinder Finial tapped 1/4-27F, 1 3/4" ht, 1" dia.

11227- Clear Acrylic Cylinder Finial tapped 1/4-27F, 2 1/16" ht, 1" dia.

11250N - Acrylic Cylinder Finial, Nickel Base, 2 1/4" ht.

11382- Drum Finial, Clear Acrylic, tapped 1/4-27F, 1 1/4" dia., 2 1/8" ht.



11224- Clear Acrylic Cuboid Finial tapped 1/4-27F, 2 1/16" ht, 1" dia.

Clear acrylic finial with 1/4-27F base, 2 15/16" ht. x 1" dia.

11345N- Nickel Plated Base
11345- Polished & Lacq. Base

11384- Rectangular Cube Finial, Clear Acrylic, tapped 1/4-27F, 1" dia., 1 3/4" ht.

11383- Rectangular Cube Finial, Clear Acrylic, tapped 1/4-27F, 1 3/8" dia., 2 1/8" ht.

11385- Rectangular Cube Finial, Clear Acrylic, tapped 1/4-27F, 1" x 1 1/2" dia., 2 1/8" ht.



11389- Ball Finial, Clear Acrylic, tapped 1/4-27F, 1 1/8" dia., 1 3/8" ht.

11390- Ball Finial, Clear Acrylic, tapped 1/4-27F, 1 1/4" dia., 1 3/4" ht.

11391- Ball Finial, Clear Acrylic, tapped 1/4-27F, 1 1/2" dia., 2 1/8" ht.

11392- Flat Triangle Finial, Clear Acrylic, tapped 1/4-27F, 1 1/2" wide x 7/16" thick, 2 1/8" ht.

11387- Oval Drum Finial, Clear Acrylic, 7/8" x 1 3/8" dia., 1 7/8" ht.

NATURAL STONE Finials - All 1/4-27

These natural stone finials are individually quarried, cut, and polished. Size and shape may vary somewhat from the photos on this page.



11415A - Stone Finial, Turquoise, Ant. Brass Base, 1" dia., 2 1/2" ht.



11415N - Stone Finial, Turquoise, Polished Nickel Base, 1" dia., 2 1/2" ht.



11416A - Stone Finial, Dalmatian Jasper, Ant. Brass Base, 1" x 1 1/2" dia., 2 1/2" ht.



11416N - Stone Finial, Dalmatian Jasper, Polished Nickel Base, 1" x 1 1/2" dia., 2 1/2" ht.



11417A - Stone Finial, Red Jasper, Ant. Brass Base, 1" x 1 1/2" dia., 2 1/2" ht.



11417N - Stone Finial, Red Jasper, Polished Nickel Base, 1" x 1 1/2" dia., 2 1/2" ht.



11053AB - Natural Stone Finial, Pink Agate, Ant. Brass Base, 1"~2" wide, 2 1/2"~3 1/2" ht.



11053NK - Natural Stone Finial, Pink Agate, Ant. Nickel Base, 1"~2" wide, 2 1/2"~3 1/2" ht.



11054AB - Natural Stone Finial, Purple Agate, Ant. Brass Base, 1"~2" wide, 2 1/2"~3 1/2" ht.



11054NK - Natural Stone Finial, Purple Agate, Ant. Nickel Base, 1"~2" wide, 2 1/2"~3 1/2" ht.



11052AB - Natural Stone Finial, Blue/Green Agate, Ant. Brass Base, 1"~2" wide, 2 1/2"~3 1/2" ht.



11052NK - Natural Stone Finial, Blue/Green Agate, Ant. Nickel Base, 1"~2" wide, 2 1/2"~3 1/2" ht.



11246 - 30mm Tiger Eye, Brass P & L Base, 2" ht.



11144 - Jasper, Ant. Brass Base, 2 1/2" ht.



11055AB - Natural Stone Finial, Amber Agate, Ant. Brass Base, 1"~2" wide, 2 1/2"~3 1/2" ht.



11055NK - Natural Stone Finial, Amber Agate, Ant. Nickel Base, 1"~2" wide, 2 1/2"~3 1/2" ht.



11051AB - Natural Stone Finial, Blue Agate, Ant. Brass Base, 1"~2" wide, 2 1/2"~3 1/2" ht.



11051NK - Natural Stone Finial, Blue Agate, Ant. Nickel Base, 1"~2" wide, 2 1/2"~3 1/2" ht.

Big & Bold! Classic Style Decorative Finials - All 1/4-27

All colors have an "antiqued" finish

A proper size and design in your choice of finials can make a crucial difference in the look of your table lamp, and its overall appeal to your customers. These somewhat over-sized cast resin finials are hand-made and hand decorated, one at a time, to assure their unique beauty. These special designs are only available from B & P Lamp Supply.



11357 - Drum Finial, Hardwood, Oil Rubbed Finish, 1 1/16" dia., 7/8" tall



11359 - Conical Finial, Hardwood, Oil Rubbed Finish, 1 1/8" dia., 1 7/8" tall



11360 - Drum Finial, Hardwood, Oil Rubbed Finish, 1 1/4" dia., 1 1/4" tall



11361 - Drum Finial, Hardwood, Oil Rubbed Finish, 1 3/4" dia., 1 1/4" tall



11366 - Antler Finial, Resin, Antler Finish, 2 1/16" dia., 3 3/4" ht.



11033B - Cast Resin, antique brass finish. 2 3/4" ht.



11033D - Cast Resin, dark bronze finish. 2 3/4" ht.



11032B - Cast Resin, antique brass finish. 4 1/4" ht.



11030B - Cast Resin, antique brass finish. 3 5/8" ht.



11035B - Cast Resin, antique brass finish. 3 5/8" ht.



11035N - Cast Resin, brushed nickel finish. 3 5/8" ht.



11333- Resin Finial, 1 3/8" diameter, 2" height, tap 1/4-27F, antique brass finish

Special Nipples, Cord Bushings, Flanges, & Reducers



22343 - 1/2" Brass Stop Nipple, 1/8M



22344N - Steel Hex Nipple, 1/2" head size, 3/8" shank, 1/2" ht., 1/8M thread



22345 - Brass Shoulder Nipple, 5/16" L X 1/8" L thread, 1/8M X 1/8M



22359 - Brass Small Head Flange Nipple, 13/32" hex head, 3/8" shank, 1/8M thread



22344 - Brass Hex Nipple, 1/2" hex head, 3/8" shank, 1/2" ht., 1/8M thread



Cord Bushing
21024 - Brass, Unfinished
1/4M, 3/8" ht., 1 1/16" O.D., 1 3/32" I.D.

Cord & Pipe Bushings



1/4" I.D. Snap-In Plastic Heyco Bushing. Requires 7/16" mounting hole.

26910 - Black

26914 - Gold Color



Snap-In Plastic Cord Bushing, fits a 5/16" dia. hole for 18/2 SPT-1 cord.

26911 - Gold Color

26946 - Black



Nylon Snap-In Cord Bushing, fits a 3/8" dia. hole.

26902 - Black

26902G - Gold



Cord Bushing

21141U - Brass, Unfinished

1/8M, 1/4" ht., 7/16" O.D., .280" I.D.



Cord Bushing

26909 - Brass, Unfinished

1/8M, 3/8" ht., 15/32" O.D., .284" I.D.



Cord Bushing, large head

26903N - Nickel Plated

26903 - Brass, Unfin.
1/8M, 3/8" ht., 17/32" dia. O.D., .2765" I.D.



1/8M Bakelite Cord Bushings fit twisted pair and parallel lamp cord. Choice of color.

26900 - Black

26904 - White



1/8F Bakelite Cord Bushings fit twisted pair and parallel lamp cord. Choice of color.

26901 - Black

26905 - White



1/4F Bakelite Cord Bushings fit twisted pair and parallel lamp cord. Your choice of color.

26907 - Black

26906 - White



26918 - Plastic pipe hole bushing for 1/8IP pipe



26927 - Plastic pipe hole bushing for 1/4IP pipe

Small Bushings & Reducers (Ø = Dia.)



Eyelet Bushing for sh. holders or socket covers. 1/4" Ø, 5/32" ht.

20918 - Brass, Unfinished

8/32 F



Eyelet Bushing for sh. holders or socket covers. 1/4" Ø, 5/32" ht.

21031 - Brass, Unfinished

6/32 F



1/2" dia. Bushing, press in to fit 1 1/32" dia. hole

21164 - Aluminum, Nickel Plated Finish

1/4-27F



Headless Reducer
20896 - Brass, Unfin.

1/8M X 6/32F, 5/32" thread length



Brass Reducer, 7/16" Ø, 1/4" ht.

20913 - Unfin.

8/32 F x 1/8 M.



3/4" Dia. Stud Bushing
21146U - Brass, Unfin.

3/8F X 1/8F



Headless Reducer Bushing, 1/4" thread length

20897 - Brass, Unfin.

1/8M X 1/4-20F



Headless Reducer, Brass Unfinished. 1/4" thread length

20915 - 1/4-27F X 1/8M

20916 - 8/32F X 1/8M



Brass Reducer, 7/16" dia., 7/32" ht.

20910 - Unfin.

1/8 M x 1/4-27F.



Slotted, Headless Reducer, Brass

21140U - Unfin.

1/8M X 1/4-27F



Shade Rest Bushing, Brass, 9/16" Ø, 9/16" ht.

20914 - Unfin.

1/8M X 1/4-27F

Reducers, Bushings, & Nozzles



Headless Reducer,
Brass, 1/4" long
20917- Unfinished
1/8F X 1/4M



Brass Reducer,
1/16" dia., 5/16" ht.
20912- Unfin.
1/4 M x 1/8 F



Reducer, 1/16" Long
20899S- Brass,
Unfinished
1/4M X 1/8F



1" Long, Brass Reducer
20899- Unfinished
1/4M X 1/8F



Brass Headless Reducer,
1/4" long,
20944- Unfinished
1/8F X 3/8M



Brass Reducer,
3/4" dia., 11/32" ht.
20943- Unfin.
1/8 F x 3/8 M



Brass Reducer,
3/4" dia., 11/32" ht.
20911- Unfinished
3/8 M x 1/4 F



Headless Reducer Bushing
20898 - Brass, Unfin.
3/8M X 1/4F, 1/4" thread
length



Shoulder Reducer
21145U - Brass, Unfin.
1/2M X 1/4F



Reducer Bushing,
7/8" dia., 11/32" ht.
21026 - Brass, Unfin.
1/2M X 3/8F



Cut Nozzle,
5/8" dia., 3/4" ht.
20819U- Brass,
Unfinished
1/4F X 1/8M



Cut Nozzle,
3/4" ht.
21147U- Brass,
Unfinished
3/8F X 1/8M



Straight Nozzle,
3/4" ht.
21144U- Brass,
Unfinished
3/8F X 1/8M



Straight Nozzle,
13/16" ht.
21143U- Brass,
Unfinished
1/4F X 1/8M



Straight Nozzle,
9/16" Ht.
21142U- Brass,
Unfinished
1/8F X 1/8M



Straight Nozzle,
**EUROPEAN TO
1/8 IPS MALE**
21072U- Brass,
Unfinished
1/10F (standard European metric thread)
X 1/8M, 9/16" Ht.



45 Degree Angle
Brass Nozzle.
17/32" O.D., 25/32" ht.
20938- Unfin.
1/8F x 1/8M



90 Degree Angle
Brass Nozzle. 17/32"
O.D., 25/32" ht.
20937- Unfin.
1/8F x 1/8M



Turned Brass
Beaded Nozzle,
17/32" dia., 9/16" ht.
20941U- Unfin.
1/8F x 1/8M



Turned Brass
Beaded Nozzle,
17/32" dia., 9/16" ht.
21075U- Unfin.
7/16-27F x 1/8M

Straight turned brass nozzle, 5/8" diameter x 3/4" tall, tap 1/4F x 1/8M
21143U - Unfinished Brass
21143A - Antique Brass Finish
21143B - Antique Bronze Finish
21143BK - Satin Black Finish
21143C - Polished Copper Finish
21143N - Polished Nickel Finish
21143SN - Satin Nickel Finish
21143W - Glossy White Finish



21143U - Unfin.



21143A-
Antique Brass



21143B -
Antique Bronze



21143BK -
Satin Black



21143C -
Polished Copper



21143N -
Polished Nickel



21143SN-
Satin Nickel



21143W -
White

Nozzles for Fixture Stem Pipe

¹⁵/₃₂" Short Brass STRAIGHT MODERN NOZZLE.

Decoratively transitions your 1/8M pipe. Choice of many durable finishes - also comes in unfinished brass.

¹⁵/₃₂" Long x ¹/₂" dia.,
Threaded 1/8F x 1/8M

- 21210A** - Antique Brass Finish
- 21210BK** - Satin Black Finish
- 21210BL** - Gloss Black Finish
- 21210C** - Polished Copper Finish
- 21210N** - Polished Nickel Finish
- 21210SN** - Satin Nickel Finish
- 21210U** - Unfinished Brass
- 21210W** - Glossy White Finish



Staight nozzle, ⁵/₈" diameter x ³/₄" tall, tap 1/4F x 1/8M

- 21143U** - Unfinished Brass
- 21143A** - Antique Brass Finish
- 21143B** - Antique Bronze Finish
- 21143BK** - Satin Black Finish
- 21143C** - Polished Copper Finish
- 21143N** - Polished Nickel Finish
- 21143SN** - Satin Nickel Finish
- 21143W** - Glossy White Finish



1 ¹/₁₆" Brass STRAIGHT MODERN NOZZLE. All couplings are threaded 1/8F x 1/8M and come in a choice of durable finishes. Also available in unfinished brass.

1 ¹/₁₆" long, ¹/₂" dia.,
Tapped 1/8F x 1/8M

- 21203A** - Antique Brass Finish
- 21203BK** - Satin Black Finish
- 21203C** - Polished Copper Finish
- 21203N** - Polished Nickel Finish
- 21203SN** - Satin Nickel Finish
- 21203U** - Unfinished Brass
- 21203W** - Glossy White Finish



Slip Rings and Caps for Fixture Stem Pipe, Flexible Arms & Figurine Arms



1¹/₁₆" Dia. x 1¹/₂" Ht. Brass Pipe
SLIP RINGS w/metal M3 set screw. Slips 1/8 IP (.39 I.D.)

Choice of many durable finishes - also comes in unfinished brass.
 1¹/₁₆" Dia. x 1¹/₂" Ht., Slips 1/8 IP

- 21207A** - Antique Brass Finish
- 21207BK** - Satin Black Finish
- 21207C** - Polished Copper Finish
- 21207N** - Polished Nickel Finish
- 21207SN** - Satin Nickel Finish
- 21207U** - Unfinished Brass

1/4" Brass Open TOP END PIPE CAP for exposed 1/8 IPS threading. Tap 1/8F and come in a choice of satin black finish or unfinished brass.


1/4" Height, 7/16" outside dia.,
 Tap 1/8F

- 21209BK** - Satin Black Finish
- 21209BL** - Gloss Black Finish
- 21209C** - Polished Copper Finish
- 21209N** - Polished Nickel Finish
- 21209SN** - Satin Nickel Finish
- 21209U** - Unfinished Brass
- 21209W** - Glossy White Finish



12039

Figurine extension assembly. Adjusts from 10" to 15". 1/8 IP top & bottom with large knurled lock-nuts. Steel, brass plated & lacquered.




**Bent
 Figurine
 Pipe**

Bent figurine pipe threaded 1/8IP each end, thread length 1/2" X 3/4". Brass Plated & Lacq.

- 12040** - 8"
- 12041** - 9"

12079- Standard Steel Flexible Arm, 1 1/2" diameter, 18" long body (20" overall length), 1" long 1/8M nipples, brass plated finish

12077- Standard Steel Flexible Arm, 1 9/32" diameter, 12" long, 1/8M x 1/8M, polished chrome plated finish



Threaded Nipples, Threaded Pipe



1/8 IP Steel Pipe Threaded at Each End 3/4" X 3/4". Unfinished Steel

1/8 IP Steel Running Thread, Zinc Plated Seamless Nipples & Pipe

No.	Size	No.	Size
22346	- 3/8"	22390L10	- 10"
22347	- 1/2"	22390L105	- 10 1/2"
22360	- 5/8"	22390L11	- 11"
22361	- 3/4"	22390L115	- 11 1/2"
22362	- 1"	22390L12	- 12"
22363	- 1 1/4"	22390L125	- 12 1/2"
22364	- 1 1/2"	22390L13	- 13"
22348	- 1 3/4"	22390L135	- 13 1/2"
22350	- 2"	22390L14	- 14"
22365	- 2 1/4"	22390L145	- 14 1/2"
22366	- 2 1/2"	22390L15	- 15"
22367	- 2 3/4"	22390L155	- 15 1/2"
22368	- 3"	22390L16	- 16"
22369	- 3 1/4"	22390L165	- 16 1/2"
22370	- 3 1/2"	22390L17	- 17"
22371	- 4"	22390L175	- 17 1/2"
22372	- 4 1/2"	22390L18	- 18"
22373	- 5"	22390L185	- 18 1/2"
22374	- 5 1/2"	22390L19	- 19"
22375	- 6"	22390L195	- 19 1/2"
22349	- 8"	22390L20	- 20"
22390L85-	8 1/2"	22390L21	- 21"
22390L9 -	9"	22390L22	- 22"
22390L95-	9 1/2"	22390L23	- 23"
		22390L24	- 24"
		22390L30	- 30"
		22390	- 36"
		22390L48	- 48"

No.	Size	No.	Size	No.	Size	No.	Size
22303	- 5"	22314	- 8 3/4"	22322	- 11 3/4"	22331	- 15 1/2"
22306	- 6"	22315	- 9"	22323	- 12"	22332	- 16"
22307	- 6 1/4"	22316	- 9 1/2"	22324	- 12 1/2"	22333	- 16 1/2"
22309	- 6 3/4"	22317	- 10"	22325	- 12 3/4"	22334	- 17"
22310	- 7"	22318	- 10 1/2"	22326-	13"	22336	- 17 3/4"
22311	- 7 1/2"	22319	- 11"	22327	- 13 1/2"	22337	- 18"
22312	- 8"	22320	- 11 1/4"	22328	- 14"	22338	- 18 1/2"
22313	- 8 1/2"	22321	- 11 1/2"	22329	- 14 1/2"	22339	- 19"
				22330	- 15"		



**1/8 IP NICKEL
PLATED STEEL
PIPE**
threaded at
each end
3/4" x 3/4"

<u>Nickel Plated</u>	<u>Nickel Plated</u>
22300N- 4"	22339N20- 20"
22306N- 6"	22339N21- 21"
22312N- 8"	22339N22- 22"
22317N- 10"	22339N23- 23"
22323N- 12"	22339N24- 24"
22328N- 14"	
22332N- 16"	
22337N- 18"	
22339N- 19"	



**1/8 IP BRASS
PLATED STEEL
PIPE**
threaded at
each end
3/4" x 3/4"

<u>Brass Plated</u>	<u>Brass Plated</u>
22300P- 4"	22339P20- 20"
22306P- 6"	22339P21- 21"
22312P- 8"	22339P22- 22"
22317P- 10"	22339P23- 23"
22323P- 12"	22339P24- 24"
22328P- 14"	
22332P- 16"	
22337P- 18"	
22339P- 19"	



1/4 IP Steel Running Thread, Zinc Plated Seamless Nipples

No.	Size	No.	Size
22351	- 1/2"	22356	- 2 1/2"
22352	- 3/4"	22357	- 3"
22353	- 1"	22358	- 3 1/2"
22354	- 1 1/4"	22201	- 4"
22200	- 1 1/2"	22202	- 6"
22355	- 2"		



3/8 IP Steel Running Thread, Zinc Plated Seamless Nipples

No.	Size
22340	- 1" Length
22341	- 2" Length
22342	- 3" Length

1/8 IP SOLID BRASS PIPE threaded at each end 3/4" x 3/4"



Unfin. Brass

22300U	- 4"
22306U	- 6"
22312U	- 8"
22317U	- 10"
22323U	- 12"
22328U	- 14"
22332U	- 16"
22337U	- 18"

SOLID BRASS 1/8 IP All-Thread Pipe & Nipples



22379	- 1 1/2"
22214	- 1 3/4"
22211	- 2"
22233	- 2 1/4"
22212	- 2 1/2"
22236	- 2 3/4"
22215	- 3"
22237	- 3 1/4"
22238	- 3 1/2"
22234	- 4"
22377	- 3/4"
22210	- 4 1/4"
22232	- 7/8"
22239	- 4 1/2"
22378	- 1"
22240	- 5"
22213	- 1 1/4"
22235	- 6"

22393 - 1/8 IP X 36"
BRASS ALL THREAD PIPE.
High Quality Seamless Pipe.

SOLID BRASS 1/4 IP All-Thread Pipe & Nipples



22241	- 1/2"
22208	- 5/8"
22242	- 3/4"
22209	- 7/8"
22243	- 1"
22244	- 1 1/4"
22245	- 1 1/2"
22246	- 2"
22247	- 2 1/2"
22227	- 3"

22381 - 1/4 IP X 36"
**BRASS ALL THREAD
PIPE.** High Quality
Seamless Pipe.

Threaded Fixture Stem, Lamp Pipe, and Rod



Heavy Duty **STEEL FLOOR LAMP PIPE** with 1" of 1/4IP Thread at Both Ends. Unfinished Steel

No.	Size
22383-	46"
22385-	52"
22387-	58"

1/8IP Seamless All Thread Steel Pipe - Yellow ZINC PLATED



22390L18	- 18"
22390L185	- 18 1/2"
22390L19	- 19"
22390L195	- 19 1/2"
22390L20	- 20"
22390L21	- 21"
22390L22	- 22"
22390L23	- 23"
22390L24	- 24"
22390L30	- 30"
22390	- 36"
22390L48	- 48"

Seamless All Thread Steel Pipe - ZINC PLATED -



22390 - 1/8 IP X 36"	22380 - 1/4 IP X 36"	22395 - 3/8 IP X 36"
22390L48 - 1/8 IP X 48"	22380L48 - 1/4 IP X 48"	
Minimum of 3 pcs.	Minimum of 3 pcs.	Minimum of 2 pcs.

1/8F IPS Female Threaded Pipe



BRUSHED BRASS	
22216U-	2"
22217U-	3"
22218U-	4"
22219U-	5"
22220U-	6"
22221U-	7"
22222U-	8"
22223U-	10"
22224U-	12"
22225U-	18"
22226U-	24"

Female threaded pipe, lightly brushed finish - no lacquer, 1/8F tapped .625 inches deep on each end, 1/2" O.D. Your choice of either **brushed brass** or **brushed steel** and overall length of pipe



BRUSHED STEEL	
22216S-	2"
22217S-	3"
22218S-	4"
22219S-	5"
22220S-	6"
22221S-	7"
22222S-	8"
22223S-	10"
22224S-	12"
22225S-	18"
22226S-	24"



FEMALE THREADED steel pipe, 1/8F tapped .625" deep on each end, 1/2" Outside Diameter. Your Choice of Length and Finish



Antique Brass Finish	Satin Black Finish	Polished Nickel Finish	Satin Nickel Finish	Glossy White Finish
22216A - 2"	22216BK - 2"	22216N - 2"	22216SN - 2"	22216W - 2"
22217A - 3"	22217BK - 3"	22217N - 3"	22217SN - 3"	22217W - 3"
22218A - 4"	22218BK - 4"	22218N - 4"	22218SN - 4"	22218W - 4"
22219A - 5"	22219BK - 5"	22219N - 5"	22219SN - 5"	22219W - 5"
22220A - 6"	22220BK - 6"	22220N - 6"	22220SN - 6"	22220W - 6"
22221A - 7"	22221BK - 7"	22221N - 7"	22221SN - 7"	22221W - 7"
22222A - 8"	22222BK - 8"	22222N - 8"	22222SN - 8"	22222W - 8"
22223A - 10"	22223BK - 10"	22223N - 10"	22223SN - 10"	22223W - 10"
22224A - 12"	22224BK - 12"	22224N - 12"	22224SN - 12"	22224W - 12"

3/8" PIPE FOR BENDING OR THREADING



3/8 inch outside diameter soft brass pipe for bending and threading, 36" long
10328U - Unfinished brass
10328N - Nickel plated brass

ALL THREAD - SOLID ROD



Steel 1/4-27
22400- 1" length
22401- 1 1/2" length
22452- 24" length
Steel 8/32
22414- 1 1/4" length

1/8 IP Threaded Fixture Stem

Fixture Stem or Lamp Pipe, $\frac{3}{8}$ " O.D., 1/8 IPS male thread with $\frac{3}{16}$ " length of thread on both ends. These fixture stems and lamp pipe are very useful in making lamp arms for industrial and mid-century modern style lamps and fixtures. The 1/8 IPS male thread is cut straight with no taper so that the threading "disappears" into the lamp body or cluster into which it is inserted, allowing you to make a neat, seamless connection with no exposed threading. $\frac{3}{8}$ " outside dia. fixture stem - lamp pipe is of good quality and made with a heavy wall thickness. Your choice of material (brass or steel), finish, and overall length.

1/8 IP x $\frac{3}{16}$ ", Both Ends Threaded, Fixture Stem / Lamp Pipe

Overall Length

Unfinished BRASS

22249BU-	1 1/2"
22297BU-	2"
22298BU-	2 1/2"
22299BU-	3"
22300BU-	4"
22303BU-	5"
22306BU-	6"
22307BU-	7"
22312BU-	8"
22317BU-	10"
22323BU-	12"
22328BU-	14"
22332BU-	16"
22337BU-	18"
22340BU-	20"
22342BU-	22"
22344BU-	24"
22346BU-	30"
22348BU-	36"



Overall Length

Antique Brass Finish - STEEL

22249A-	1 1/2"
22297A-	2"
22298A-	2 1/2"
22299A-	3"
22300A-	4"
22303A-	5"
22306A-	6"
22307A-	7"
22312A-	8"
22315A-	9"
22317A-	10"
22319A-	11"
22323A-	12"



Overall Length

Satin Black Finish - STEEL

22249BK-	1 1/2"
22297BK-	2"
22298BK-	2 1/2"
22299BK-	3"
22300BK-	4"
22303BK-	5"
22306BK-	6"
22307BK-	7"
22312BK-	8"
22317BK-	10"
22323BK-	12"
22328BK-	14"
22332BK-	16"
22337BK-	18"
22344BK-	24"
22348BK-	36"



22312BK

Overall Length

Polished Copper Finish - STEEL

22249C-	1 1/2"
22297C-	2"
22298C-	2 1/2"
22299C-	3"
22300C-	4"
22303C-	5"
22306C-	6"
22307C-	7"
22312C-	8"
22315C-	9"
22317C-	10"
22319C-	11"
22323C-	12"



22317C

Overall Length

Polished Nickel Finish - STEEL

22249PN-	1 1/2"
22297PN-	2"
22298PN-	2 1/2"
22299PN-	3"
22300PN-	4"
22303PN-	5"
22306PN-	6"
22307PN-	7"
22312PN-	8"
22315PN-	9"
22317PN-	10"
22319PN-	11"
22323PN-	12"



Overall Length

Satin Nickel Finish - STEEL

22249SN-	1 1/2"
22297SN-	2"
22298SN-	2 1/2"
22299SN-	3"
22300SN-	4"
22303SN-	5"
22306SN-	6"
22307SN-	7"
22312SN-	8"
22315SN-	9"
22317SN-	10"
22319SN-	11"
22323SN-	12"



22317SN

1/8 IP and 1/4 IP Threaded Fixture Stem

1/8 IP x 3/16", Both Ends Threaded, Fixture Stem / Lamp Pipe

Your Choice of Overall Length

Unfinished STEEL	
22249S-	1 1/2"
22297S-	2"
22298S-	2 1/2"
22299S-	3"
22300S-	4"
22303S-	5"
22306S-	6"
22307S-	7"
22312S-	8"
22315S-	9"
22317S-	10"
22319S-	11"
22323S-	12"



222317S

Unfinished STEEL Fixture Stem or Lamp Pipe, 3/8" O.D., 1/8 IPS male thread with 3/16" length of thread on both ends.

These fixture stems and lamp pipe are very useful in making lamp arms for industrial and mid-century modern style lamps and fixtures. The 1/8 IPS male thread is cut straight with no taper so that the threading "disappears" into the lamp body or cluster into which it is inserted, allowing you to make a neat, seamless connection with no exposed threading. 3/8" outside dia. fixture stem - lamp pipe is of good quality and made with a heavy wall thickness. Unfinished steel.

1/8 IP x 3/16", Both Ends Threaded, Fixture Stem / Lamp Pipe

Your Choice of Overall Length

Ant. Bronze Finish STEEL	
22249B-	1 1/2"
22297B-	2"
22299B-	3"
22300B-	4"
22303B-	5"
22306B-	6"
22312B-	8"
22323B-	12"



222312B

Antique Bronze Finish STEEL Fixture Stem or Lamp Pipe, 3/8" O.D., 1/8 IPS male thread with 3/16" length of thread on both ends.

These fixture stems and lamp pipe are very useful in making lamp arms for industrial and mid-century modern style lamps and fixtures. The 1/8 IPS male thread is cut straight with no taper so that the threading "disappears" into the lamp body or cluster into which it is inserted, allowing you to make a neat, seamless connection with no exposed threading. 3/8" outside dia. fixture stem - lamp pipe is of good quality and made with a heavy wall thickness. Antique bronze finish steel.

1/4 IP x 1/4", Both Ends Threaded, Fixture Stem / Lamp Pipe

Your Choice of Overall Length

Polished Nickel Finish STEEL	
22248N -	1 1/2"
22250N -	2"
22251N -	3"
22252N -	4"
22253N -	5"
22254N -	6"
22256N -	8"
22258N -	10"
22260N -	12"



Polished Nickel STEEL Fixture Stem or Lamp Pipe, 1/2" O.D., 1/4 IPS male thread with 1/4" length of

thread on both ends. The 1/4 IPS male thread is cut straight with no taper so that the threading "disappears" into the lamp body or cluster into which it is inserted. 1/2" outside dia. fixture stem - lamp pipe is of good quality and made with a heavy wall thickness. Your choice of overall length.

1/4 IP x 1/4", Both Ends Threaded, Fixture Stem / Lamp Pipe

Your Choice of Overall Length

Unfinished BRASS	
22250BU -	2"
22251BU -	3"
22252BU -	4"
22253BU -	5"
22254BU -	6"
22256BU -	8"
22258BU -	10"
22260BU -	12"
22262BU -	14"
22264BU -	16"
22266BU -	18"
22272BU -	24"
22284BU -	36"



22256BU

Unfinished BRASS Fixture Stem or Lamp Pipe, 1/2" O.D., 1/4 IPS male thread with 1/4" length of thread on both ends.

These fixture stems and lamp pipe are very useful in making lamp arms for industrial and mid-century modern style lamps and fixtures. The 1/4 IPS male thread is cut straight with no taper so that the threading "disappears" into the lamp body or cluster into which it is inserted, allowing you to make a neat, seamless connection with no exposed threading. 1/2" outside dia. fixture stem - lamp pipe is of good quality and made with a heavy wall thickness. Unfinished brass.

Brass and Steel Fixture Arms



1210I - Steel, Brass Plated Finish

1210IN - Steel, Polished Nickel Finish

1210IBK - Steel, Satin Black Finish


1210IC - Steel, Polished Copper Finish

1210ISN - Steel, Satin Nickel Finish

1210IW - Steel, Glossy White Finish

1210IU - BRASS - Unfinished

Bent arm, 5½" long x 2½" tall, ½" pipe diameter tapped 1/8F x ½" deep both ends. Your choice of metal finish.



Bent Arms, 90° bends. Threaded 3/16" 1/8M each end - Your choice of size and finish.

12091BK - 2" x 2" size, Steel, Satin Black Finish

12093U - 4" x 4" size Unfinished Brass

Item No.	Size	Material	Finish
12091U	2" x 2"	Brass	Unfinished Brass
12091BK	2" x 2"	Steel	Satin Black
12091C	2" x 2"	Steel	Polished Copper
12091N	2" x 2"	Steel	Polished Nickel
12091SN	2" x 2"	Steel	Satin Nickel
12091S	2" x 2"	Steel	Unfinished Steel
12091W	2" x 2"	Steel	Glossy White
12092U	3" x 3"	Brass	Unfinished Brass
12092BK	3" x 3"	Steel	Satin Black
12092C	3" x 3"	Steel	Polished Copper
12092N	3" x 3"	Steel	Polished Nickel
12092SN	3" x 3"	Steel	Satin Nickel
12092S	3" x 3"	Steel	Unfinished Steel
12092W	3" x 3"	Steel	Glossy White
12093U	4" x 4"	Brass	Unfinished Brass
12093BK	4" x 4"	Steel	Satin Black
12093C	4" x 4"	Steel	Polished Copper
12093N	4" x 4"	Steel	Polished Nickel
12093SN	4" x 4"	Steel	Satin Nickel
12093S	4" x 4"	Steel	Unfinished Steel
12093W	4" x 4"	Steel	Glossy White
12094U	5" x 5"	Brass	Unfinished Brass
12094BK	5" x 5"	Steel	Satin Black
12094C	5" x 5"	Steel	Polished Copper
12094N	5" x 5"	Steel	Polished Nickel
12094SN	5" x 5"	Steel	Satin Nickel
12094S	5" x 5"	Steel	Unfinished Steel
12094W	5" x 5"	Steel	Glossy White

Brass Fixture Arms



12062U- Brass bent arm, 1/8 IP tube, 1 1/2" X 1 1/2" ht. Polished, no lacquer.



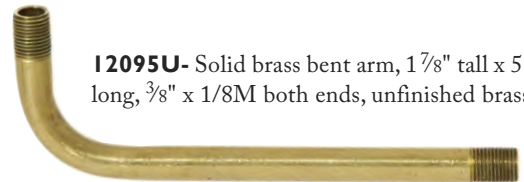
12063U- Brass bent arm, 1/8 IP tube, 1 3/4" X 1 3/4" ht. Polished, no lacquer.



12064U- Brass bent arm, 1/8 IP tube, 2" X 2 1/2" ht. Polished, no lacquer.



12071U- Brass Bent Arm, 2 3/8" tall x 4 7/8" long, 1/8M X 1/8M, unfinished brass



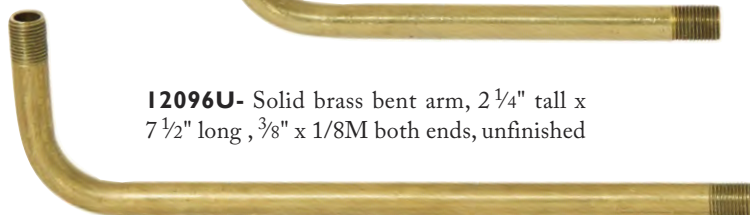
12095U- Solid brass bent arm, 1 7/8" tall x 5" long, 3/8" x 1/8M both ends, unfinished brass



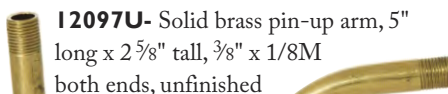
12069U- Brass Bent Arm, 2" x 2", 1/8M X 1/8M, unfinished brass




12070U- Brass Bent Arm, 1 3/4" x 3", 1/8M X 1/8M, unfinished brass




12096U- Solid brass bent arm, 2 1/4" tall x 7 1/2" long, 3/8" x 1/8M both ends, unfinished



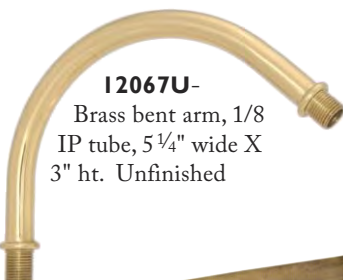
12097U- Solid brass pin-up arm, 5" long x 2 5/8" tall, 3/8" x 1/8M both ends, unfinished



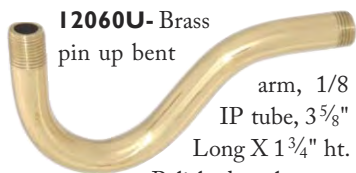
10440- 7" long brass pin-up arm, 1/8M x 1/8M. Pol. & lacq.



12098U- Solid brass pin-up arm, 6 1/8" long x 3 1/4" tall, 3/8" x 1/8M both ends, unfinished



12067U- Brass bent arm, 1/8 IP tube, 5 1/4" wide X 3" ht. Unfinished



12060U- Brass pin up bent arm, 1/8 IP tube, 3 5/8" Long X 1 3/4" ht. Polished, no lacquer.



11926U- 3 3/4" long die cast brass modern style arm with wire way, 1 9/16" tall, 1 1/16" square shape, tap 1/8F x 1/8F, unfinished brass



12072U- J-shaped Bent Arm, 3.45 long x 2.30 wide x 1.74" long short side, threaded 1/8IP x .39" short end, .15" long end, raw brass unfin.



11928U- 3 3/4" long die cast brass modern style arm with wire way, 1 9/16" tall, 3/4" diameter (round shape), tap 1/8F x 1/8F, unfinished



11927U- 3 3/4" long die cast brass modern style arm with wire way, 1 9/16" tall, 1/2" x 3/4" rectangular shape, tap 1/8F x 1/8F, unfinished brass



12065U- Brass bent arm, 1/8 IP tube, 4 1/2" wide X 4 1/4" ht. Polished, no Lacquer.

See pages H-103 - H-106 for straight pipe with threaded ends

Beaded Round Locknut, Brass. Functions as stop on arm ends



20721- Burn. & Lacq.

20721IN- Nickel Plate

20721U- Brass, Unfin.

1/8F, 3/32" thick, 9/16" dia

Brass Fixture Arms



11969U- 3 7/8" L. X 2 3/8" ht. die cast brass arm with internal wire way, tapped 1/8F X 1/8F. Unfinished




11960U- 2 1/4" L. X 2 1/2" ht. die cast brass arm with internal wire way, tapped 1/8F X 1/8F. Unfinished



11945U- 4 7/8" L. X 3 1/4" ht. Die Cast Brass Arm with internal wire way, tapped 1/8F X 1/8F. Unfinished



11940U - 6 1/4" L. X 4" ht. Die Cast Brass Arm with internal wire way. Tapped 1/8F X 1/8F, Unfinished.



Die Cast Brass Arm with internal wire way. Tapped 1/8F X 1/8F

Unfinished

11930U - 5" L. X 3 1/2" ht.

11983U- 6 1/2" L. X 4 1/2" ht.

11984U- 9" L. X 5 5/8" ht.



11935U
- 5 1/2" L X 3" ht.

Die Cast Brass Arm with internal wire way. Tapped 1/8F X 1/8F, Unfinished.



11942U- 6 1/4" L. X 6 3/4" ht. Die Cast Brass Arm with internal wire way, tapped 1/8F X 1/8F. Unfinished



11932U- 6 1/4" L. X 2 3/4" ht. Die Cast Brass Arm with internal wire way, tapped 1/8F X 1/8F. Unfinished



11929U- 5 3/8" L. X 2 1/8" ht. Die Cast Brass Arm with internal wire way, tapped 1/8F X 1/8F. Unfinished



11937U- 6" L X 2 3/4" ht.

11938U- 8" L X 3 1/4" ht.

Die cast brass arm with internal wire way, tapped 1/8F X 1/8F. Unfinished.



11931U- Die Cast Brass Arm with external wire way, 5 1/2" L. X 5 1/2" ht. tapped 1/8F X 1/8F. Unfinished

Cast Brass Arms, Arm Backs



Die Cast Brass Arm with internal wire way, 6 1/8" L. X 4 1/4" ht. tapped 1/8F X 1/8F.

11982 - Polish & Lacq.

11982U- Unfinished




11944U- 8 5/8" L. X 3 3/8" ht. Die Cast Brass Arm with internal wire way, tapped 1/8F X 1/8F. Unfinished

10475U- 2 1/4" x 2" arm back. Tapped 1/8F x 1/8F. Unfinished.



10485U- 6 1/8" X 3 3/8" die cast arm back, tapped 1/8F x 1/8F. Unfinished.

Bridge Lamp Arms




11996- Victorian style bridge arm, cast iron with satin black finish, "Parrot" design, tapped 1/4F X 1/8F. Arm accepts swivel nozzle or a swivel bracket cap. 13" long X 10 3/4" height.



11998- Early Victorian style cast brass bridge arm with bows, clover, and crown design. Polished and lacq. - tapped 1/4F X 1/8F. Arm accepts swivel nozzle or a swivel bracket socket cap. 12" long.



11963- Victorian style Double bridge arm, cast iron with satin black finish, "Bows & Clovers" motif. Tapped 1/4F X 1/8F X 1/8F. 19 1/2" long X 10 1/4" height.



11964- Early style bridge arm, cast iron with satin black finish, "Angel" motif, tapped 1/4F X 1/8F. 11 3/4" long X 7 3/4" ht.



11961- Victorian style bridge arm, cast iron with satin black finish, "Bellflower" motif, tapped 1/4F X 1/8F. 10 1/2" long X 5 3/4" height.



40314- Brass Plated



40314A- Antique Brass Finish

Bridge arm swivel bracket socket cap adapter. Designed to screw into any 1/8 F socket cap. If used on a floor lamp bridge arm, we recommend using B & P's complete socket #48240. Your choice of finish.

Tapped, Threaded Brass Balls and Half Balls

- Your Choice of Finish, Diameter, and Tapped Thread Size -



Pol. & Lacq. Brass

Item No.	Dia.	Tap
20839	3/4"	1/4-27



Antique Finish Brass

Item No.	Dia.	Tap
21001A	3/8"	8-32
20839A	3/4"	1/4-27



21003N



21183N

Nickel Plated Brass

Item No.	Dia.	Tap
21001N	3/8"	8-32
21003N	1/2"	8-32
21183N	1/2"	1/8F
21005N	5/8"	1/8F
20839N	3/4"	1/4-27



21001U



21183U

Unfinished Brass

Item No.	Dia.	Tap
21000U	3/8"	6-32
21001U	3/8"	8-32
21003U	1/2"	8-32
21002U	1/2"	1/4-27
21183U	1/2"	1/8F
21004U	5/8"	1/4-20
20884U	5/8"	1/4-27
21005U	5/8"	1/8F
20839U	3/4"	1/4-27
20838U	3/4"	1/8F
20886U	7/8"	1/4-27
21184U	7/8"	1/8F
20837U	1"	1/4-27
20836U	1"	1/8F
21068U	1"	1/4F
21185U	1 1/4"	1/8F
21186U	1 1/2"	1/8F



Black Finish, Brass

Item No.	Dia.	Tap
21001BK	3/8"	8-32

Brass Half Balls

Unfinished Brass

Item No.	Dia.	Tap
21188U	1/2"	8-32
20841U	1/2"	1/4-27
20840U	1/2"	1/8F
21189U	5/8"	1/8F
21030U	3/4"	1/8F
21190U	1"	1/8F
21191U	1 1/4"	1/8F



21186U

Lamp Arm Couplings



Knurled Brass Coupling, $\frac{9}{16}$ " ht., $\frac{11}{32}$ " dia.
20946U- Unfin.
1/4-27F X
1/4-27F



Brass Hex Head Coupling, $\frac{1}{2}$ " hex size, $\frac{1}{2}$ " ht.
21121U- Unfin.
1/8F



$\frac{5}{16}$ " ht. Brass Knurled Coupling, $\frac{15}{32}$ " dia.
21011U-Unfin.
1/8F



$\frac{9}{16}$ " ht. Brass Coupling, $\frac{15}{32}$ " dia.
20936- Burn. & Lacq.
20936U- Unfin.
1/8F



$\frac{9}{16}$ " ht. Brass Coupling, $\frac{15}{32}$ " dia.
20936N- Nickel Plated Finish
20936A- Ant. Brass
1/8F



$\frac{7}{8}$ " ht., Brass Coupling, $\frac{15}{32}$ " dia.
20875U - Unfin.
1/8F



1" ht., Long Brass Coupling, $\frac{1}{2}$ " dia.
21122U - Unfin.
1/8F



$\frac{9}{16}$ " ht., Brass Barrel Coupling, $\frac{1}{2}$ " dia.
21135U- Unfin.
1/8F



$\frac{19}{32}$ " Ht. Brass Coupling, $\frac{15}{32}$ " dia.
20930- Burn./Lacq.
20930U- Unfin.
1/8F



$\frac{7}{16}$ " ht. Brass Ball Coupling, $\frac{5}{8}$ " dia.
21012U - Unfin.
1/8F



$\frac{9}{16}$ " Ht. Brass Coupling, $\frac{9}{16}$ " dia.,
20879U- Unfin.
1/8F



$\frac{19}{32}$ " ht. Brass Coupling, $\frac{5}{8}$ " dia.,
21013U-Unfin.
Tap 1/8F



$\frac{9}{16}$ " ht. Brass Cluster Coupling, $\frac{1}{2}$ " dia.
20935- Burn. & Lacq.
1/4F x 1/8F



$\frac{9}{16}$ " ht. Brass Cluster Coupling, $\frac{1}{2}$ " dia.
20935N- Nickel Plate
1/4F x 1/8F



$1\frac{1}{16}$ " ht., Brass Tapered Coupling, $\frac{7}{16}$ " dia.
21165U- Unfin.
1/8F



$\frac{3}{4}$ " ht., Heavy Brass Coupling, $\frac{3}{4}$ " dia.
21134U- Unfin.
1/8F



$\frac{5}{8}$ " ht., Heavy Brass Coupling, $\frac{5}{8}$ " dia.
21127U- Unfin.
1/4F



$\frac{3}{4}$ " ht., Heavy Brass Coupling, $\frac{3}{4}$ " dia.
20877U- Unfin.
1/4F



$\frac{9}{16}$ " ht. Brass Coupling, $\frac{5}{8}$ " dia.
20931- 1/4F X 1/8F, Burn./Lacq.
20931U- 1/4F X 1/8F, Unfin.



$\frac{5}{8}$ " ht. Brass Slip coupling, $\frac{5}{8}$ " dia.
20934- Burn./Lacq
1/4F x 1/8IP slip with 8/32 thread side tap



$\frac{3}{4}$ " ht., Heavy Brass Coupling, $\frac{3}{4}$ " dia.
20878U- Unfin.
3/8F



21014U- Brass shade adjuster coupling, $\frac{1}{2}$ " ht., $\frac{1}{2}$ " dia. Tap 1/8F X 1/4-27 slip, 8/32 side tap for set screw. May be used with part #21015U (6" rod, p. H-80) to assemble complete unit as pictured in item #10417U. Unfinished

20933U- 1/4F X 1/4F, Unfin.



$\frac{5}{8}$ " ht., Heavy Brass Coupling, $\frac{5}{8}$ " dia.
21169U- Unfin.
1/8F



$\frac{1}{2}$ " ht., Brass Hex Coupling, $\frac{1}{2}$ " dia.
21244U - Unfin.
1/8F



$\frac{1}{2}$ " ht., Brass Hex Coupling, $\frac{1}{2}$ " dia.
21244N - Polished Nickel Finish
1/8F



$\frac{3}{4}$ " ht., Brass Hex Coupling, $\frac{1}{2}$ " dia.
21245U - Unfin.
1/8F



$\frac{5}{8}$ " ht., Heavy Brass Reducing Coupling, $\frac{5}{8}$ " dia.
21168U- Unfin.
1/4F x 1/8F



$\frac{7}{8}$ " Tall, Brass Reducing Coupling, $\frac{7}{8}$ " tall x $\frac{1}{2}$ " dia.
21201U- Unfin.
1/8F x 1/4-20F




Lamp Arm Couplings (Ø=dia., Br. = Brass)



9/16" Brass Lamp Coupling. All couplings are tapped 1/8F and come in a choice of durable finishes. Also available in unfinished brass. **9/16" long, Tapped 1/8F**

- 20936** - Burnished & Lacquered Finish
- 20936A** - Antique Brass Finish
- 20936B** - Antique Bronze Finish
- 20936BK** - Satin Black Finish
- 20936BL** - Gloss Black Finish
- 20936C** - Polished Copper Finish
- 20936N** - Polished Nickel Finish
- 20936SN** - Satin Nickel Finish
- 20936U** - Unfinished Brass



5/8" Brass Lamp Coupling. All couplings are tapped 1/8F and come in a choice of durable finishes.

5/8" long, 5/8" dia. Tapped 1/8F

- 21169A** - Antique Brass Finish
- 21169B** - Antique Bronze Finish
- 21169BK** - Satin Black Finish
- 21169C** - Polished Copper Finish
- 21169U** - Unfinished Brass
- 21169N** - Polished Nickel Finish
- 21169SN** - Satin Nickel Finish
- 21169W** - Glossy White Finish



7/8" Brass Lamp Coupling. All couplings are tapped 1/8F and come in a choice of durable finishes. Also available in unfinished brass. **7/8" long, Tapped 1/8F**

- 20875A** - Antique Brass Finish
- 20875BK** - Satin Black Finish
- 20875BL** - Gloss Black Finish
- 20875N** - Polished Nickel Finish
- 20875U** - Unfinished Brass



- 21134A** - Antique Brass Finish
- 21134BK** - Satin Black Finish
- 21134C** - Polished Copper Finish
- 21134N** - Polished Nickel Finish



3/4" Brass Lamp Coupling. All couplings are tapped 1/8F and come in a choice of durable finishes. Also available in unfinished brass. **3/4" long, 3/4" dia., Tapped 1/8F**

- 21134SN** - Satin Nickel Finish
- 21134U** - Unfinished Brass
- 21134W** - Glossy White Finish



Lamp Arm Couplings and Nozzles (Ø=dia., Br. = Brass)



3/4" Brass Lamp Coupling. All couplings are tapped 1/8F x 1/4F and come in a choice of satin black finish or unfinished brass. **3/4" tall, 3/4" dia., Tapped 1/8F x 1/4F**

- 21205BK** - Satin Black Finish
- 21205U** - Unfinished Brass



5/8" Brass Lamp Coupling. All couplings are tapped 1/4F and come in a choice of durable finishes. Also available in unfinished brass.

5/8" long, 5/8" dia., Tapped 1/4F

- 21127A** - Antique Brass Finish
- 21127BK** - Satin Black Finish
- 21127C** - Polished Copper Finish
- 21127N** - Polished Nickel Finish



- 21127SN** - Satin Nickel Finish
- 21127U** - Unfinished Brass
- 21127W** - Glossy White Finish



15/32" STRAIGHT MODERN NOZZLE. Decoratively transitions your 1/8M pipe. Choice of many durable finishes - also comes in unfinished brass.

15/32" Long x 1/2" dia., Threaded 1/8F x 1/8M

- 21210A** - Antique Brass Finish
- 21210BK** - Satin Black Finish
- 21210BL** - Gloss Black Finish
- 21210C** - Polished Copper Finish

- 21210N** - Polished Nickel Finish
- 21210SN** - Satin Nickel Finish
- 21210U** - Unfinished Brass
- 21210W** - Glossy White Finish



1 1/16" STRAIGHT MODERN NOZZLE.

All nozzels are threaded 1/8F x 1/8M and come in a choice of durable finishes. Also available in unfinished brass.

1 1/16" long, 1/2" dia., Tapped 1/8F x 1/8M

- 21203A** - Antique Brass Finish
- 21203BK** - Satin Black Finish
- 21203C** - Polished Copper Finish
- 21203N** - Polished Nickel Finish

- 21203SN** - Satin Nickel Finish
- 21203U** - Unfinished Brass
- 21203W** - Glossy White Finish



Lamp Nozzles and Cord Grip Bushings (Ø=dia., Br. = Brass)

Straight turned brass nozzle, $\frac{5}{8}$ " diameter x $\frac{3}{4}$ " tall, tap 1/4F x 1/8M

- 21143U** - Unfinished Brass
- 21143A** - Antique Brass Finish
- 21143B** - Antique Bronze Finish
- 21143BK** - Satin Black Finish
- 21143C** - Polished Copper Finish
- 21143N** - Polished Nickel Finish
- 21143SN** - Satin Nickel Finish
- 21143W** - Glossy White Finish



$\frac{11}{16}$ " Brass Cord Grip Bushing for Twisted Pair, SVT2, and SVT3 lamp cord. 1/8 M brass cord grip bushing with hard plastic set screw lock down, $\frac{11}{16}$ " long, $\frac{1}{2}$ " dia. Brass body with plastic screw. Cord entrance hole inside dia. equals .28".

$\frac{11}{16}$ " Long x $\frac{1}{2}$ " dia., Threaded 1/8M

- 2693I** - Polished Brass - No Lacquer
- 2693IA** - Antique Brass Finish
- 2693IBK** - Satin Black Finish
- 2693IC** - Polished Copper - No Lacquer
- 2693IN** - Polished Nickel Finish
- 2693ISN** - Satin Nickel Finish



$\frac{15}{16}$ " Brass Hollow Transition Cord Grip Bushing for use with Twisted Pair, SVT2 and SVT3 Lamp Cord and comes with $\frac{1}{4}$ " long, hard plastic black polycarbonate set screw that decoratively transitions your round lamp cord to the socket cover. Cord entrance hole has dia. of .39". Cord exit hole has dia. of .26". Your choice of durable finishes - also comes in unfinished brass.

$\frac{15}{16}$ " long x $\frac{1}{2}$ " dia.,

Threaded 1/8M x $\frac{3}{16}$ " long

- 26950BK** - Satin Black Finish
- 26950BL** - Gloss Black Finish
- 26950C** - Polished Copper Finish
- 26950N** - Polished Nickel Finish

- 26950SN** - Satin Nickel Finish
- 26950U** - Unfinished Brass
- 26950W** - Glossy White Finish



Lamp Cord Grip Bushings (Ø=dia., Br. = Brass)



3" Brass Hollow Cord Grip Bushing for use with Twisted Pair, SVT2 and SVT3 Lamp Cord and comes with 1/4" long, hard plastic black polycarbonite set screw that decoratively transitions your round lamp cord to the socket cover. Cord entrance hole has dia. of .39". Cord exit hole has dia. of .26". Your choice of durable finishes - also comes in unfinished brass.

**3" long x 1/2" dia.,
Threaded 1/8M x 3/16" long**

- 26951BK** - Satin Black Finish
- 26951BL** - Gloss Black Finish
- 26951C** - Polished Copper Finish
- 26951N** - Polished Nickel Finish

- 26951SN** - Satin Nickel Finish
- 26951U** - Unfinished Brass
- 26951W** - Glossy White Finish



1 1/16" Dia. x 1/2" ht. Brass Pipe **SLIP RINGS** w/metal M3 set screw. Slips 1/8 IP (.39 I.D.) Choice of many durable finishes - also comes in unfinished brass.
1 1/16" Dia. x 1/2" Ht., Slips 1/8 IP

- 21207A** - Antique Brass Finish
- 21207BK** - Satin Black Finish
- 21207C** - Polished Copper Finish
- 21207N** - Polished Nickel Finish
- 21207SN** - Satin Nickel Finish
- 21207U** - Unfinished Brass



6" Brass Hollow Cord Grip Bushing for use with Twisted Pair, SVT2 and SVT3 Lamp Cord and comes with 1/4" long, hard plastic black polycarbonite set screw that decoratively transitions your round lamp cord to the socket cover. Cord entrance hole has dia. of .39". Cord exit hole has dia. of .26". Your choice of durable finishes - also comes in unfinished brass.

**6" long x 1/2" dia.,
Threaded 1/8M x 3/16" long**

- 26952BK** - Satin Black Finish
- 26952SN** - Satin Nickel Finish
- 26952U** - Unfinished Brass
- 26952W** - Glossy White Finish



1/4" Brass Open TOP END CAP for exposed 1/8 IPS threading. Tap 1/8F. Your choice of durable finishes - also comes in unfinished brass.
**1/4" Height, 7/16" outside dia.,
Tap 1/8F**

- 21209A** - Antique Brass Finish
- 21209BK** - Satin Black Finish
- 21209BL** - Gloss Black Finish
- 21209C** - Polished Copper Finish
- 21209N** - Polished Nickel Finish
- 21209SN** - Satin Nickel Finish
- 21209U** - Unfinished Brass
- 21209W** - Glossy White Finish



Traditional Arm Backs, Elbows, & Caps (Ø=dia., Br. = Brass)



7/8" dia., Solid Brass Arm Back, 1 1/16" ht.
10493- Unfinished
1/8F bot. X 1/8F side hole



7/8" dia., Solid Brass Arm Back, 1 1/16" ht.
10495U- Unfin.
1/4F bot. X 1/8F side hole



7/8" dia., Solid Brass Arm Back, 1 1/16" ht.
10494- Unfin.
1/8F bot. X 1/8F side hole X 1/8F side hole



7/8" dia., Solid Brass Arm Back, 1 1/16" ht.
10486U- Unfin.
1/4F bot. X 1/8F side hole X 1/8F side hole



45 Degree Angle Brass Nozzle. 1 7/32" O.D., 2 5/32" ht.
20938- Unfin.
1/8F x 1/8M



90 Degree Angle Brass Nozzle. 1 7/32" O.D., 2 5/32" ht.
20937- Unfin.
1/8F x 1/8M



5/8" dia., Brass Elbow, 1 3/16" ht.
20939- Unfin.
1/8F x 1/8F



9/16" dia., Brass Arm Back, 1 1/8" ht.
20873U- Unfin.
1/8F X 1/8F



9/16" dia., Brass Arm End, 1 3/16" ht.
20932- Unfin.
1/8F X 1/8F X 1/8F



3/4" dia., Brass Arm End, 3/4" ht.
21148U- Unfin.
1/8F X 1/8F X 1/8F



Brass Flat Cap with Blind Tap, 1 5/16" Long, 7/8" dia.
21172U- Unfinished
Tap 1/4F



Brass Flat Cap with Blind Tap, 3/4" Long, 3/4" dia.
21176U- Unfinished
Tap 1/8F



3/4" dia., 2-Way Brass Arm Back / Arm End with Blind Top, 3/4" dia., 3/4" ht.
21149U- Unfin.
1/8F X 1/8F



Die Cast Brass Rosette Cap, 1 3/16" Ø, 1/4" ht.
21067U- Unfin.
Tap 1/8F



Cast Brass Rosette Cap, 3/4" Ø, 5/16" ht.
21020U- Unfin.
Tap 1/8F



Brass Cap, 9/16" Ø, 1 1/32" ht.
21017- Burn & Lacq.
Tap 1/8F



Brass Cap, 9/16" Ø, 1 1/32" ht..
21017U- Unfinished
Tap 1/8F



Brass Cap, 9/16" Ø, 1 1/32" ht.
21017N- Nickel Plated
Tap 1/8F



Turned Brass 1/2 Ball Finial Cap, Unfinished
20840U- 1/2" Ø, 1/4" ht.
21030U- 3/4" Ø, 3/8" ht.
Tap 1/8F



Flat Knurled Br. Bracket Cap, 9/16" Ø, 7/32" ht.
20704- Unfin.
Tap 1/8F



Brass Flat Cap, 3/8" ht., 5/8" dia.
21131N- Nickel Plated
Tap 1/8F



Brass Flat Cap, 3/8" ht., 5/8" dia.
21131U- Unfinished
Tap 1/8F



Brass Slightly Rounded, Flat Cap, 1/4" ht., 3/4" Ø
21132U- Unfinished
Tap 1/8F



Brass Flat Cap, 3/8" ht., 1/4" dia.
21126U- Unfinished
Tap 1/8F



Br. Flange Cap, 1 5/16" Ø, 9/32" ht.
21019- Burn. & Lacq.
Tap 1/8F



9/16" dia. X 1/4" ht. Brass Bracket Cap
21018N- Nickel Plated
21018- Burn & Lacq.
21018A- Antique Finish
21018BK- Black Finish
21018U- Unfinished
Tap 1/8F

Arm Backs, Straight Disc, 2-Way & 3-Way

(Arm Backs Sold Individually)



21249U- Brass straight disc arm-back, 1/4F bottom hole, **1 side hole tapped 1/8F**, 1 1/4" diameter x 3/4" height, unfinished



21250U- Brass straight disc arm-back, 1/4F bottom hole, **2 side holes tapped 1/8F**, 1 1/4" diameter x 3/4" height, unfinished



21251U- Brass straight disc arm-back, 1/4F bottom hole, **3 side holes tapped 1/8F**, 1 1/4" diameter x 3/4" height, unfinished



21253U- Brass straight disc arm-back, 1/4F bottom hole, **1 side hole tapped 1/4F**, 1 1/4" diameter x 7/8" height, unfinished brass



21254U- Brass straight disc arm-back, 1/4F bottom hole, **2 side holes tapped 1/4F**, 1 1/4" diameter x 7/8" height, unfinished



21255U- Brass straight disc arm-back, 1/4F bottom hole, **3 side holes tapped 1/4F**, 1 1/4" diameter x 7/8" height, unfinished



21256U- Brass straight disc armback, 1/4F bottom hole, **4 side holes tapped 1/4F**, 1 1/4" dia. x 7/8" height, unfinished brass

21252U- Brass straight disc armback, 1/4F bottom hole, **4 side holes tapped 1/8F**, 1 1/4" dia. x 3/4" height, unfinished brass



21257U- **2 Way**, 7/8" diameter brass ball armback, two holes tapped 1/8F, all 90 degree, unfinished



21258U- **3 Way**, 7/8" diameter brass ball armback, three holes tapped 1/8F, all 120 degree, unfinished



21274U- Brass 90 degree armback, tapped 1/8F x 1/8F, 7/8" x 7/8", Unfinished Brass



21274N- Brass 90 degree armback, tapped 1/8F x 1/8F, 7/8" x 7/8", Polished Nickel Finish



21259U- **3 Way**, 7/8" diameter brass ball armback, three holes tapped 1/8F, unfinished



21260U- **4 Way**, 7/8" diameter brass ball arm-back, four holes tapped 1/8F, all 90 degree, unfinished



21275U- Brass "T" armback, tapped 1/8F x 1/8F x 1/8F, 7/8" x 7/8", Unfinished Brass



21275N- Brass "T" arm-back, tapped 1/8F x 1/8F x 1/8F, 7/8" x 7/8", Polished Nickel Finish

2-Way Armbacks

3-Way Armbacks



1" X 1" square tube mounting elbow, seats 3/4" dia. tube (#10320) Unfinished

20947U- **2-WAY**

20948U- **3-WAY**

1/8F X 1/8F X 1/8F

Arm Backs (Ø=dia., Br. = Brass)



4-Way Brass Arm Backs. All backs are tapped 1/8F top x 1/8F bottom x 1/8F side x 1/8F side, and come with your choice of durable finishes along w/unfinished brass. **3/4" long, 3/4" dia.**

Tap 1/8F Top x 1/8F Bottom x 1/8F Side x 1/8F Side

- 21200A** - Antique Brass Finish
- 21200BK** - Satin Black Finish
- 21200BL** - Gloss Black Finish
- 21200C** - Polished Copper Finish
- 21200N** - Polished Nickel Finish
- 21200SN** - Satin Nickel Finish
- 21200U** - Unfinished Brass



3-Way Brass Arm Backs. All backs are tapped 1/8F top x 1/8F bottom x 1/8F side, and come with your choice of durable finishes along w/unfinished brass. **7/8" long, 3/4" dia.**

Tap 1/8F Top x 1/8F Bottom x 1/8F Side

- 21208A** - Antique Brass Finish
- 21208BK** - Satin Black Finish
- 21208BL** - Gloss Black Finish
- 21208C** - Polished Copper Finish
- 21208N** - Polished Nickel Finish
- 21208SN** - Satin Nickel Finish
- 21208U** - Unfinished Brass



3-Way Brass Arm Backs. All backs are tapped 1/8F top x 1/8F bottom x 1/4F side, and come with your choice of satin black finish or unfinished brass. **7/8" long, 7/8" dia.**

Tap 1/8F Top x 1/8F Bottom x 1/4F Side

- 21204U** - Unfinished Brass
- 21204BK** - Satin Black Finish



3-Way Brass Arm Backs. All backs are tapped 1/4F top x 1/4F bottom x 1/4F side, and come with your choice of satin black finish or unfinished brass. **7/8" long, 7/8" dia.**

Tap 1/4F Top x 1/4F Bottom x 1/4F Side

- 21173U** - Unfinished Brass
- 21173BK** - Satin Black Finish



Arm Backs




2-Way Brass Arm Backs. All backs are tapped 1/8F bottom x 1/8F side, and come with a your choice of durable finishes. Also available in unfinished brass. $\frac{3}{4}$ " long, $\frac{3}{4}$ " dia.

Tap 1/8F Bottom x 1/8F Side

- 21149A** - Antique Brass Finish
- 21149BK** - Satin Black Finish
- 21149BL** - Gloss Black Finish
- 21149C** - Polished Copper Finish
- 21149N** - Polished Nickel Finish
- 21149SN** - Satin Nickel Finish
- 21149U** - Unfinished Brass



21236U- 2-Way
Brass armback, $\frac{7}{8}$ " long x $\frac{7}{8}$ " diameter, tap 1/4F bottom x 1/4F side, unfinished brass




21236BK- 2-Way
Brass armback, $\frac{7}{8}$ " long x $\frac{7}{8}$ " diameter, tap 1/4F bottom x 1/4F side, satin black finish



3-Way Brass Arm Backs. All backs are tapped 1/8F bottom x 1/8F side x 1/8F side, and come with your choice of durable finishes. Also available in unfinished brass. $\frac{3}{4}$ " long, $\frac{3}{4}$ " dia.

Tap 1/8F Bottom x 1/8F Side x 1/8F Side

- 21206A** - Antique Brass Finish
- 21206BK** - Satin Black Finish
- 21206BL** - Gloss Black Finish
- 21206C** - Polished Copper Finish
- 21206N** - Polished Nickel Finish
- 21206SN** - Satin Nickel Finish
- 21206U** - Unfinished Brass




3-Way Brass Arm Backs. All backs are tapped 1/8F top x 1/8F bottom x 1/8F side, and come with your choice of durable finishes along w/unfinished brass. $\frac{3}{4}$ " long, $\frac{3}{4}$ " dia.

Tap 1/8F Top x 1/8F Bottom x 1/8F Side

- 21148A** - Antique Brass Finish
- 21148BK** - Satin Black Finish
- 21148BL** - Gloss Black Finish
- 21148C** - Polished Copper Finish
- 21148N** - Polished Nickel Finish
- 21148SN** - Satin Nickel Finish
- 21148U** - Unfinished Brass



Geometric Armbacks w/Rounded Edges



90° Brass Rounded Armback.
Unfinished brass.

$1\frac{3}{16}$ " x $1\frac{3}{16}$ " x $\frac{9}{16}$ " tall,
1/8F X 1/8F



21215U - Unfinished Brass
21215BK - Satin Black Finish
21215N - Polished Nickel Finish




45° Brass Rounded Armback.
Unfinished brass.

1"long x $\frac{3}{4}$ " ht. x $\frac{9}{16}$ " wide,
1/8F X 1/8F



21216U - Unfinished Brass



45° Brass Rounded Armback.
Unfinished brass.

1/8 IPS Male x 1/8 IPS Female

1"long x $\frac{3}{4}$ " ht. x $\frac{9}{16}$ " wide,
1/8M X 1/8F




21217U - Unfinished Brass



Union Tee Rounded Brass Armback.
Unfinished brass.


1 $\frac{1}{8}$ "long x $\frac{7}{8}$ " ht. x $\frac{9}{16}$ " wide,
1/8F x 1/8F x 1/8F



21218U - Unfinished Brass
21218BK - Satin Black Finish
21218N - Polished Nickel Finish



Geometric Armbacs w/Squared Edges



3-Way, Top and Two Side Corner Brass Armback. Unfinished brass.

$\frac{3}{4}$ " ht. x 1" wide
 $\frac{1}{8}$ F x $\frac{1}{8}$ F x $\frac{1}{8}$ F

21223U - Unfinished Brass



4-Way, Top and Three Side Corner Brass Armback. Unfinished brass.

1" ht. x $\frac{1}{2}$ " wide
 $\frac{1}{8}$ F x $\frac{1}{8}$ F x $\frac{1}{8}$ F x $\frac{1}{8}$ F


21229U - Unfinished Brass
21229BK - Satin Black Finish
21229N - Polished Nickel Finish



Y Angle Geometric Style Brass Armback. Unfinished brass.

$\frac{13}{16}$ " ht. x $\frac{15}{16}$ " wide,
 $\frac{1}{8}$ F x $\frac{1}{8}$ F x $\frac{1}{8}$ F

21219U - Unfinished Brass
21219BK - Satin Black Finish
21219N - Polished Nickel Finish



90° Geometric Style Brass Armback. Unfinished brass.

$\frac{3}{4}$ " ht. x $\frac{1}{2}$ " wide x $\frac{3}{4}$ " long
 $\frac{1}{8}$ F x $\frac{1}{8}$ F

21220U - Unfinished Brass
21220BK - Satin Black Finish
21220N - Polished Nickel Finish




This lovely 3-light modern sconce requires a single #21229BK armback (center) and a pair of #21220BK armbacks at both ends. See these parts above.

Geometric, Square, & Ball Armbacks for Fixtures




Tee Angle Geometric Style Brass Armbak. Unfinished brass.

3/4" ht. x 1/2" wide x 1" long
1/8F x 1/8F x 1/8F



21221U - Unfinished Brass
21221BK - Satin Black Finish
21221N - Polished Nickel Finish



4-Way Geometric Style Brass Armbak. Unfinished brass.

1" ht. x 1/2" wide x 1" long
1/8F x 1/8F x 1/8F x 1/8F



21222U - Unfinished Brass
21222BK - Satin Black Finish
21222N - Polished Nickel Finish



2-Way Armbaks

3-Way Armbaks



21274U- Brass 90 degree armbak, tapped 1/8F x 1/8F, 7/8" x 7/8", Unfinished Brass



21274N- Brass 90 degree armbak, tapped 1/8F x 1/8F, 7/8" x 7/8", Polished Nickel Finish



21275U- Brass "T" armbak, tapped 1/8F x 1/8F x 1/8F, 7/8" x 7/8", Unfinished Brass



21275N- Brass "T" armbak, tapped 1/8F x 1/8F x 1/8F, 7/8" x 7/8", Polished Nickel Finish



1" X 1" square tube mounting elbow, seats 3/4" dia. tube (#10320) Unfinished

20947U- 2-WAY

20948U- 3-WAY

1/8F X 1/8F X 1/8F



21257U- **2 Way**, 7/8" diameter brass ball armbak, two holes tapped 1/8F, all 90 degree, unfinished



21258U- **3 Way**, 7/8" diameter brass ball armbak, three holes tapped 1/8F, all 120 degree, unfinished



21259U- **3 Way**, 7/8" diameter brass ball armbak, three holes tapped 1/8F, unfinished



21260U- **4 Way**, 7/8" diameter brass ball armbak, four holes tapped 1/8F, all 90 degree, unfinished

Solid Brass Cluster Bodies



Large turned Brass 2-pc.
cluster body -
UNFINISHED BRASS
Ht. 1 5/8", Dia. 1 1/2"
Top 1/8F; Bottom 1/8F
10447U- No Side Holes



Large turned Brass 2-pc.
cluster body -
UNFINISHED BRASS
Ht. 1 5/8", Dia. 1 1/2"
Top 1/8F; Bottom 1/8F
10450A- 2 side holes
10451A- 3 side holes
10452A- 4 side holes
10448U- 5 side holes
10453U- 6 side holes
All with 1/8F side holes



Large turned Brass 2-pc.
cluster body -
UNFINISHED BRASS
Ht. 1 5/8", Dia. 1 1/2"
Top 1/8F; Bottom 1/4F
10450- 2 side holes
10451- 3 side holes
10452- 4 side holes
All with 1/8F side holes



Large turned Brass 2-pc.
cluster body -
UNFINISHED BRASS
Ht. 1 5/8", Dia. 1 1/2"
Top 1/8F; Bottom 1/8F
10449U- 1 side hole
tapped 1/8F



10453SN - Unassembled



Large turned Brass 2-pc.
cluster body -
ANTIQUÉ BRASS FINISH
Ht. 1 5/8", Dia. 1 1/2"
Top 1/8F; Bottom 1/8F
10450AA- 2 side holes
10451AA- 3 side holes
10452AA- 4 side holes
10448A - 5 side holes
All with 1/8F side holes



Large turned Brass 2-pc.
cluster body -
ANTIQUÉ BRONZE FINISH
Ht. 1 5/8", Dia. 1 1/2"
Top 1/8F; Bottom 1/8F
10450AB- 2 side holes
10451AB- 3 side holes
10452AB- 4 side holes
10448B - 5 side holes
All with 1/8F side holes



Large turned Brass 2-pc.
cluster body -
SATIN BLACK FINISH
Ht. 1 5/8", Dia. 1 1/2"
Top 1/8F; Bottom 1/8F
10450ABK- 2 side holes
10451ABK- 3 side holes
10452ABK- 4 side holes
10448BK - 5 side holes
10453BK - 6 side holes
All with 1/8F side holes



Large turned Brass 2-pc.
cluster body -
POLISHED COPPER FINISH
Ht. 1 5/8", Dia. 1 1/2"
Top 1/8F; Bottom 1/8F
10450AC- 2 side holes
10451AC- 3 side holes
10452AC- 4 side holes
10448C - 5 side holes
10453C - 6 side holes
All with 1/8F side holes



Large turned Brass 2-pc.
cluster body -
POLISHED NICKEL FINISH
Ht. 1 5/8", Dia. 1 1/2"
Top 1/8F; Bottom 1/8F
10454N3- 3 bottom holes
All with 1/8F bottom holes
at 45° angle.



Large turned Brass 2-pc.
cluster body -
UNFINISHED BRASS
Ht. 1 5/8", Dia. 1 1/2"
Top 1/8F; Bottom 1/8F
10454U2- 2 bottom holes
10454U3- 3 bottom holes
All with 1/8F bottom holes
at 45° angle.



Large turned Brass 2-pc.
cluster body -
POLISHED NICKEL FINISH
Ht. 1 5/8", Dia. 1 1/2"
Top 1/8F; Bottom 1/8F
10450AN- 2 side holes
10451AN- 3 side holes
10452AN- 4 side holes
10448N - 5 side holes
10453N - 6 side holes
All with 1/8F side holes



Large turned Brass 2-pc.
cluster body -
SATIN NICKEL FINISH
Ht. 1 5/8", Dia. 1 1/2"
Top 1/8F; Bottom 1/8F
10450ASN- 2 side holes
10451ASN- 3 side holes
10452ASN- 4 side holes
10448SN - 5 side holes
10453SN - 6 side holes
All with 1/8F side holes

Cluster Bodies, Cluster Body Caps



10463W- Glossy White




10463U- Unfinished Brass



10463N- Polished Nickel



10463SN- Satin Nickel



10463BK - Satin Black



10463C - Polished Copper

- 2 side holes tapped 1/8F
- 1/8F tapped bottom hole
- No Cap - sold separately

2 side holes tapped 1/8F on large turned brass cluster body, 1 1/4" tall x 1 1/2" diameter, tap 1/8F bottom, no cap (sold separately). Your Choice of Finish



10464W- Glossy White



10464U- Unfinished Brass



10464N- Polished Nickel



10464SN- Satin Nickel



10464BK - Satin Black



10464C - Polished Copper

- 3 side holes tapped 1/8F
- 1/8F tapped bottom hole
- No Cap - sold separately

3 side holes tapped 1/8F on large turned brass cluster body, 1 1/4" tall x 1 1/2" diameter, tap 1/8F bottom, no cap (sold separately). Your Choice of Finish



10465W- Glossy White



10465U- Unfinished Brass



10465N- Polished Nickel



10465SN- Satin Nickel



10465BK - Satin Black



10465C - Polished Copper

- 4 side holes tapped 1/8F
- 1/8F tapped bottom hole
- No Cap - sold separately

4 side holes tapped 1/8F on large turned brass cluster body, 1 1/4" tall x 1 1/2" diameter, tap 1/8F bottom, no cap (sold separately). Your Choice of Finish

Caps for All Cluster Bodies Above - Item Number Series 10463-10465



10467W- Glossy White Finish, No hole, 1.494" diameter



10467U- Unfinished Brass, No hole, 1.494" diameter



10467N- Polished Nickel Finish, No hole, 1.494" diameter



10467SN- Satin Nickel Finish, No hole, 1.494" diameter



10467BK- Satin Black Finish, No hole, 1.494" diameter



10467C- Polished Copper Finish, No hole, 1.494" diameter




10466W- Glossy White Finish, 1/8F center hole, 1.494" dia.




10466U- Unfinished Brass, 1/8F center hole, 1.494" dia.



10466N- Polished Nickel Finish, 1/8F center hole, 1.494" dia.



10466SN- Satin Nickel Finish, 1/8F center hole, 1.494" dia.



10466BK- Satin Black Finish, 1/8F center hole, 1.494" dia.



10466C- Polished Copper Finish, 1/8F center hole, 1.494" diameter

Solid Brass Cluster Bodies, Slotted Plug Caps

Unfinished Brass,
1/8F Side Holes



10468U- 2 side holes tap 1/8F
10470U- 3 side holes tap 1/8F
10472U- 4 side holes tap 1/8F

Unfinished Brass,
1/4F Side Holes



10469U- 2 side holes tap 1/4F
10471U- 3 side holes tap 1/4F
10473U- 4 side holes tap 1/4F

Polished Nickel Finish,
1/8F Side Holes



10468N- 2 side holes tap 1/8F
10470N- 3 side holes tap 1/8F
10472N- 4 side holes tap 1/8F

Polished Nickel Finish,
1/4F Side Holes



10469N- 2 side holes tap 1/4F
10471N- 3 side holes tap 1/4F
10473N- 4 side holes tap 1/4F

Large turned brass cluster body, 2 1/16" tall x 2" diameter x 3.43mm thick side wall, **bottom tap 1/4F**, No Cap (sold separately), Unfinished Brass

Large turned brass cluster body, 2 1/16" tall x 2" diameter x 3.43mm thick side wall, **bottom tap 1/4F**, No Cap (sold separately), Polished Nickel Finish

Caps for Cluster Bodies on This Page - Item Numbers 10468-10473



10474U- Turned brass cap for 10468-10473 cluster bodies, w/No center hole, 2" diameter, unfinished brass



10474U1- Cap for 10468-10473 cluster body with **1/8F** center hole, 2" diameter, unfinished brass



10474N- Cap for 10468-10473 cluster body with No center hole, 2" diameter, Polished Nickel Finish



10474N1- Cap for 10468-10473 cluster body with **1/8F** center hole, 2" diameter, Polished Nickel Finish

Threaded 1/8M

- 21175A** - Antique Brass Finish
- 21175B** - Antique Bronze Finish
- 21175BK** - Satin Black Finish
- 21175BL** - Gloss Black Finish
- 21175C** - Polished Copper Finish
- 21175N** - Polished Nickel Finish
- 21175SN** - Satin Nickel Finish
- 21175U** - Unfinished Brass

Threaded 1/4M

- 21174A** - Antique Brass Finish
- 21174C** - Polished Copper Finish
- 21174SN** - Satin Nickel Finish
- 21174U** - Unfinished Brass
- 21174B** - Antique Bronze
- 21174BK** - Satin Black
- 21174BL** - Glossy Black
- 21174N** - Polished Nickel



Brass Slotted Male Plug or Cap. All plugs come in a choice of durable finishes. Also available in unfinished brass. Available threaded 1/8M or 1/4M

Cluster Bodies, Light Clusters, Fixture Arms



10435 - Turned Brass 2-Piece Modern Cluster Body, 1 1/2" diameter, 1 1/4" height, Top & bottom tapped 1/8F, **2 side holes** tapped 1/8F, unfinished



10436 - Turned Brass 2-Piece Modern Cluster Body, 1 1/2" diameter, 1 1/4" height, Top & bottom tapped 1/8F, **3 side holes** tapped 1/8F, unfinished



10437 - Turned Brass 2-Piece Modern Cluster Body, 1 1/2" diameter, 1 1/4" height, Top & bottom tapped 1/8F, **4 side holes** tapped 1/8F, unfinished



10438U- Turned Brass modern tapered body, 3/4" tall X 1 1/8" top diameter, tap 1/8F bottom and 1/8F **2 top holes**, unfinished



10438N- Nickel Plated, Turned Brass modern tapered body, 3/4" tall X 1 1/8" top diameter, tap 1/8F bottom and 1/8F **2 top holes**, nickel plated brass



10439U- Turned Brass modern tapered body, 3/4" tall X 1 1/8" top diameter, tap 1/4F bottom and 1/8F **3 top holes**, unfinished



10439N- Nickel Plated, Turned Brass modern tapered body, 3/4" tall X 1 1/8" top diameter, tap 1/4F bottom and 1/8F **3 top holes**, nickel plated brass



TURNED BRASS 2-PC. CLUSTER BODY - UNFINISHED

Ht. 1 1/8"; Dia. 1 1/8" Top 1/8F; Bott. 1/8F

10455- 2-Light
10456- 3-Light
1/8F side holes.


3-Arm Heavy Brass Light Cluster, 5" spread. 1/8F x 1/8F body, 1/8M arms.



10459B- Antique Bronze Finish (pictured)
10459U- Unfin. Brass

Solid Brass 3-Arm Cluster

Body, top & bottom tap 1/8F, arms threaded 1/2" x 1/8M, 3 1/2" dia.



10404U- Unfinished (pictured)
10404- Polished & Lacq.

10408- S-type, 2-Arm Light

Cluster. 7 1/2" across, 1/8F top, 1/4F bottom with 1/8 IP arms. Brass plated steel.



10407U- S-type, 2-Arm Light cluster - solid brass. 5 1/4" across body 1/8F x 1/8F, 1/8 IP arms. Unfinished



10497U- 2-Arm light cluster - solid brass 7 1/2" across body, 1/8F top, 1/4F bottom, 1/8 IP arms. unfinished brass.

Turn of the Century Style Cluster Body Parts for Fixture, Gas, Table and Floor Lamps.



Assemble your fixture body by choosing the cap style, cap diameter, and the number of side (arm) holes that you require for your lamp. The caps or covers are used top & bottom, as pictured at above. Remember to select a cap diameter that matches the center ring diameter.



Reeded Brass **CAP OR COVER**, 1/8 IP center hole slip, Unfinished.
11696U- 4" Dia., 1 5/8" ht.



Smooth Brass **CAP OR COVER**, 1/8 IP center hole slip, Unfinished.
11617U- 3" Dia., 1 1/2" ht.
11612U- 4" Dia., 2" ht.



Smooth Brass **CAP OR COVER**, 1/8 IP center hole slip, Unfinished.
11610U- 3" Dia., 1 3/8" ht.
11609U- 4" Dia., 1 5/8" ht.



CENTER RING

Stamped Brass **CENTER RING** w/steel body, side holes slip 1/8 IP, center hole tap 1/8F. Unfinished.

YOUR CHOICE: -Ring Diameter
 -No. of Side Holes

- 11613U**- 3" Dia., No Side Holes
- 11614U**- 3" Dia., 3 Side Holes
- 11615U**- 3" Dia., 5 Side Holes
- 11602U**- 4" Dia., No Side Holes
- 11603U**- 4" Dia., 3 Side Holes
- 11604U**- 4" Dia., 4 Side Holes
- 11605U**- 4" Dia., 5 Side Holes
- 11606U**- 4" Dia., 6 Side Holes



Smooth Brass **CAP OR COVER**, 1/8 IP center hole slip, Unfinished.
11616U- 3" Dia., 3" ht.
11607U- 4" Dia., 4" ht.

Solid Brass, Turn of the Century Style Breaks, Necks, and Small Fonts for Fixture, Gas, Table and Floor Lamps. ALL SLIP 1/8 IP



11687U- Reeded Break. 2" dia., 1 3/8" ht. Unfin. brass



Round Reeded Break.
11682U- 1" dia., Unfinished brass
11683U- 1 3/8" dia., Unfinished brass



11626U- Small Brass Neck, Unfinished. 1 1/4" ht. X 1 1/16" dia.



11622U- Small Brass Neck, Unfinished. 3/4" ht. X 1 1/16" dia.



11701N- Small Brass Neck, Nickel Finish. 1 1/16" ht. X 1 3/16" dia.

Small brass necks /connectors. These are used to provide a neat connection between breaks, bobesche, finials, and clusters on many hanging fixtures.

Modern Balls, Bodies, & Nickel Plated Body & Cover Parts for Crystal Chandeliers



11670U- 2 piece stamped brass hollow ball, 2" diameter, slips 1/8IP center. Unfinished brass



11671U- 3" dia., 2 piece stamped brass hollow ball, slips 1/8IP center. Unfinished brass



11645U - 2-pc. heavy cast, hollow brass ball, 3" diameter, slips 1/8IP center hole, Unfinished brass



11646U - 2-pc. heavy cast, hollow brass ball, 4" diameter, slips 1/8IP center hole, Unfinished



2 piece heavy cast, hollow brass ball, slips 1/8IP center hole, Unfinished

11647U - 4 3/4" dia.
11651U - 5 1/2" dia.

Stamped Covers & Bodies, Steel material with Nickel Plated finish

11636N- 3" dia., slip 1/8 IP center hole - no arm-hole (arm holes can be drilled)

For Sizing the Body/Cover to fit your glass bobesche.

- A three inch (3") diameter body/cover will fit inside a 5" diameter glass bobesche
- A four inch (4") diameter body/cover will fit inside a 6" diameter glass bobesche

11641N- 4" dia., slip 1/8 IP center hole - no arm-hole (arm holes can be drilled)

11644N- 4" dia., slip 1/8 IP center hole - 6 arm-holes (slip 1/8 IP)

11640N- 4" dia., stamped body with open top for mounting cover, center hole in bottom tapped 1/8F.

3" Diameter



11635N- 3" dia., stamped body with open top for mounting cover, center hole in bottom tapped 1/8F.

4" Diameter



21265- Cluster body with cover, 3 1/8" body diameter x 1 1/4" height, slips 1/8IP top and bottom, no side holes, unfinished steel



Cluster body with cover, 3 1/8" body diameter x 1 1/4" height, slips 1/8IP top and bottom, unfinished steel. Your choice of number of side holes

- 21265**- No side holes
- 21266**- 3 side holes
- 21267**- 4 side holes
- 21268**- 5 side holes



21266 - Cluster body with 3 side holes

Die Cast Brass Body Caps & Center Rings

- *Finest Quality Italian Castings* -



Die cast brass cap or canopy, slips 1/8IP, Unfinished

11727U - 4" dia. brass cap, 1 5/16" ht.

11728U - 4 3/4" dia. brass canopy or cap, 1 5/8" ht.



Die cast brass cap, slips 1/8IP. Unfinished brass

11720U - 4" dia., 1 3/8" ht.

10819U - 4 3/4" dia., 1 3/4" ht.



Die cast brass canopy or cap, slips 1/8IP. Unfinished brass

11722U - 5 1/2" dia., 2" ht.

11723U - 6 1/4" dia., 2 3/8" ht.



Die cast brass cap, 1" height, slips 1/8IP, unfinished

11724U - 3 1/8" dia., 1" ht.

11725U - 4" dia., 1 1/16" ht.



11726U - 5 1/2" diameter die cast brass canopy or cap, 1 5/8" height, slips 1/8IP, unfinished

Cast Brass **CENTER RING**, no side hole center ring, 1" height, tap 1/8F. Unfinished

11540U- 2" diameter

11570U- 3" diameter

11573U- 4" diameter

11565U- 4 3/4" diameter

11566U- 5 1/2" diameter

11567U- 6 1/4" diameter

11577U- 8" diameter



CENTER RING w/NO SIDE HOLES

Cast Brass **CENTER RING**, center hole tap 1/8F, side holes slip 1/8 IP. Unfin.

Your Choice: Ring Diameter

No. of Side (Arm) Holes

11540U2- 2" Dia., 2 Side Holes

11540U3- 2" Dia., 3 Side Holes

11540U4- 2" Dia., 4 Side Holes

11571U- 3" Dia., 2 Side Holes

11572U- 3" Dia., 3 Side Holes

11570U4- 3" Dia., 4 Side Holes

11574U- 4" Dia., 3 Side Holes

11575U- 4" Dia., 4 Side Holes

11576U- 4" Dia., 5 Side Holes

11576U6- 4" Dia., 6 Side Holes

11565U4- 4 3/4" Dia., 4 Side Holes

11565U5- 4 3/4" Dia., 5 Side Holes

11565U6- 4 3/4" Dia., 6 Side Holes

11567U5- 6 1/4" Dia., 5 Side Holes

11567U6- 6 1/4" Dia., 6 Side Holes

11577U6- 8" Dia., 6 Side Holes



CENTER RING w/SIDE HOLES

Die Cast Brass Fixture Body Parts

Assemble your fixture body by choosing the cap style, cap diameter, and the number of side (arm) holes that you require for your lamp. The caps or covers are used top & bottom, as pictured at right. Remember to select a cap diameter that matches the center ring diameter.

Die Cast Brass Flat **CAP, COVER, OR PLATE** for cluster body center rings (see above) slips 1/8IP, unfinished brass. Your choice center ring fit - all with substantial gauge/thickness.

6" Dia. Flat Cap/Plate for use as light shade or bobesche.

11528U- Fits 2" dia. center ring

11546U- Fits 3" dia. center ring

11547U- Fits 4" dia. center ring

11548U- Fits 4 3/4" dia. center ring

11549U- Fits 5 1/2" dia. center ring

11551U- 6" Dia. Flat Cap, Plate, or Lamp Shade

Die Cast Brass **CAP OR COVER**, 1/8 IP center hole slip, Unfinished.

11552U- 3" Dia., 7/8" ht.

11555U- 4" Dia., 1 1/16" ht.



#11570U Center Ring with #11546U Flat Cap



#11546U Flat Cap



Friction Swivels



20530U - Unfinished Brass



20530A - Antique Brass



20530B - Antique Bronze



20530N - Nickel Plated

Swivel with teeth & butterfly pin, 1 3/4" long, 1 9/16" tall. Tapped 1/8F X 1/8F. Your choice of finish.

20530U - Unfinished Brass

20530A - Antique Brass Finish

20530B - Antique Bronze Finish

20530N - Nickel Plated



20546U - Unfinished Brass



20546N - Nickel Plated



20508U - Unfinished Brass



20508N - Nickel Plated

Die Cast Brass Swivel with teeth and solid brass butterfly key. 1 9/16" ht. X 1 3/4" long. Tapped 1/4F X 1/4F. Your choice of finish.

Swivel, die cast brass with teeth and solid brass key. 1 11/16" ht. X 1 3/4" long. Tapped 1/8F X 1/8F. Your choice of finish.



20542U - Unfinished Brass

Die Cast Brass Swivel with teeth and solid brass key. 1 11/16" ht. X 1 3/4" long. Tapped 1/4F X 1/8F, unfinished brass

Die Cast Brass Swivel without teeth and solid brass key. 1 11/16" ht. X 1 3/4" long. Tapped 1/4F X 1/4F, unfinished



20538U - Unfinished Brass



20544U - Die Cast Brass Swivel without teeth and solid brass key. 1 3/4" long x 1 11/16" tall x 1" wide, tapped 1/4F X 1/8F, unfinished brass



20544N - Die Cast Brass Swivel without teeth and solid brass key. 1 3/4" long x 1 11/16" tall x 1" wide, tapped 1/4F X 1/8F, polished nickel finish



20536U - Die Cast Brass Swivel without teeth and solid brass key. 1 3/4" long x 1 11/16" tall x 1" wide, tapped 1/8F X 1/8F, unfinished brass



20536N - Die Cast Brass Swivel without teeth and solid brass key. 1 3/4" long x 1 11/16" tall x 1" wide, tapped 1/8F X 1/8F, polished nickel finish

Friction Swivels



20548U- Die Cast Brass open ball Swivel with key, 1¹¹/₁₆" long x 1¹/₂" ht, x 7/8" wide, Tapped **1/4F X 1/4F**, unfinished



20527U- Die Cast Brass open ball Swivel with key, **1/8F x 1/8M**, 1³/₈" long, unfinished brass



20528U- Unfinished Brass Die Cast Brass Swivel without teeth and solid brass key. 1¹/₂" ht. X 1⁵/₈" long. Tapped **1/4F X 1/4F**, unfinished



20522U- Die Cast Brass Swivel with Butterfly Knob, 3/4" diameter, 1³/₁₆" height, **1/8F x 1/8F**, unfinished



20522N- Die Cast Brass Swivel with Butterfly Knob, 3/4" diameter, 1³/₁₆" height, **1/8F x 1/8F**, Polished Nickel



20547N- Nickel Plated



20547U- Unfinished Brass

Die Cast Brass open ball Swivel with key, 1¹/₈" long x 1¹/₈" ht, x 9/16" wide, Tapped **1/8F X 1/8F**



20540U- Unfinished Brass



20540N- Nickel Plated

Die Cast Brass Swivel without teeth, **1/4F x 1/4F**, 1⁵/₈" long, brass. Your choice of finish.

1⁷/₈" Ht., Large Die Cast Brass Swivel with Butterfly Knob, 1" Dia.

21103U- Unfinished
1/8F X 1/8F



20526BK- Satin Black Finish



20526C- Polished Copper Finish



20526SN- Satin Nickel Finish



20526U- Unfinished Brass



20526N- Nickel Plated



1⁷/₈" Ht., Large Die Cast Brass Swivel with Flat Slotted Screw, 1" Dia.

21104U- Unfinished
1/8F X 1/8F

Die Cast Brass Swivel with slotted screw, 3/4" diameter, 1⁹/₃₂" length, **1/8F x 1/8F**. Your choice of finish.

Pole Lite, Cluster Body, & Swing Swivels



2 1/2" ht. Die Cast Swivel, 7/8" dia.

20502 -Vac. Brass
1/8F x 1/8M



2 1/2" ht. Die Cast Swivel, 7/8" dia.

20502N -Chrome Plated Finish
1/8F x 1/8M



20525- Pole lamp swivel, top pivots 180°, bottom rotates 300°, 3" tall, 1 5/16" wide. **1/8M X 1/8M**, Vacuum Plated Brass Finish



20525U- Pole lamp swivel, top pivots 180°, bottom rotates 300°, 3" tall, 1 5/16" wide. **1/8M X 1/8M**, Unfinished Metal



20525N- Pole lamp swivel, top pivots 180°, bottom rotates 300°, 3" tall, 1 5/16" wide. **1/8M X 1/8M**, Nickel Plated Finish



Brass Side Entrance Ball Swivel w/male and female 1/8 IPS threads, 1 11/16" long

20503U- Unfinished Brass
1/8M x 1/8F



Brass Side Entrance Ball Swivel w/male and female 1/8 IPS threads, 1 11/16" long

20503A- Antique Brass Finish
1/8M x 1/8F



Brass Side Entrance Ball Swivel w/male and female 1/8 IPS threads, 1 11/16" long

20503N- Nickel Plated
1/8M x 1/8F



20519U- Swing unit with 320 degree rotation and extra large (.29" I.D.) wireway, unfinished brass, **1/8F top and bottom, & 1/8F through side holes**, 1 5/8" height



20520U- Swing unit with 320 degree rotation and extra large (.29" I.D.) wire way, unfinished brass, **1/8F on top & bottom hole, 1/8F hole on top side, and 1/8F hole on bottom side**, 1 5/8" height



20521N- Blank swing unit with 320 degree rotation and extra large (.29" I.D.) wireway, **1/8F top & bottom hole**, nickel plated brass, 1 3/8" height



20521U- Blank swing unit with 320 degree rotation and extra large (.29" I.D.) wireway, **1/8F top & bottom hole**, unfinished brass, 1 3/8" height

Desk or Table Clamps - Add 1/8IP Threaded Lamp Arm To Create Task Light or Ambient Light Fixture



20552- Silver finish, desk or table clamp, 3 3/4" ht., 2 5/8" deep, with 2 1/8" maximum opening.



20552BK- Satin black finish, desk or table clamp, 3 3/4" ht., 2 5/8" deep, with 2 1/8" maximum opening.



20552N- Polished nickel finish, desk or table clamp, 3 3/4" ht., 2 5/8" deep, with 2 1/8" maximum opening.



20552 - desk or table clamp used to make task light

Friction Ball and Clutch Swivels



Tapered Brass Ball Swivel, 1 1/2" ht., 9/16" dia. 1/8F X 1/8M Your Choice of Finish




Brass Knurled Ball Swivel for lamps and fixtures, 1 1/4" ht., 1/8M X 1/8F Your choice of finish.


20500U - Unfinished Brass | 3/8" Ht., Modern Brass | 5/8" Ht., Modern Brass | 5/8" ht., Medium Brass
20500A - Antique Brass | Ball Swivel, 5/8" Dia. | Ball Swivel, 3/4" Dia. | Ball Swivel, 7/8" dia.
20500N - Nickel Plated
20514U - Unfinished | 1/8F X 1/8M | **20516U** - Unfinished | 1/8F X 1/8M | **20506U** - Unfin. | 1/8F X 1/8M.



21105U - 1 5/8" tall adjustable slide clutch assembly, body measures 2" x 5/8", tap 1/8IP on ear, body slips 1/8IP, unfinished brass



20513U - Die Cast Brass 7-piece Slide Clutch Swivel, 1/8IP Slip X 1/8IP Slip, 2" overall length, 1 7/16" diameter. Unfinished Brass



20513N - Die Cast Brass 7-piece Slide Clutch Swivel, 1/8 IP Slip X 1/8IP Slip, 2" overall length, 1 7/16" diameter. Polished Nickel Finish



20534U - 4-piece Die Cast Brass Swivel with external cord channels, 1/4F x 1/4IF, 2 1/2" long x 1 1/2" wide x 2 9/16" tall, unfinished brass




20532N - Die Cast Brass 7-piece Brass Slide Clutch Swivel, 1/8 IP Slip X 1/4IP Slip, 2" overall length, 1 7/16" dia., Polished Nickel Finish



20532U - Die Cast Brass 7-piece Brass Slide Clutch Swivel, 1/8 IP Slip X 1/4IP Slip, 2" overall length, 1 7/16" diameter. Unfinished Brass



20533N - Die Cast Brass 7-piece Brass Slide Clutch Swivel, 1/4 IP Slip X 1/4IP Slip, 2" overall length, 1 7/16" diameter. Polished Nickel Finish



20533U - Die Cast Brass 7-piece Brass Slide Clutch Swivel, 1/4 IP Slip X 1/4IP Slip, 2" overall length, 1 7/16" diameter. Unfinished Brass

Hang Straight Swivels

Brass Hang Straight Swivel, 1 1/4" tall x 5/8" diameter. Set Screw Requires 1.5mm Hex Key. 1/8F X 1/8F. Your Choice of Finish



20524U - Unfinished Brass **20524** - Brass Plated **20524A** - Antique Brass **20524B** - Antique Bronze **20524N** - Polished Nickel **20524SN** - Satin Nickel



1 3/8" ht. modern brass swivel, 5/8" diameter, tap 1/8F x 1/8F, unfinished

20523U- Unfinished
1/8M x 1/8M



1" ht. Small Brass Hang-Straight Swivel, 5/8" dia.

20504U- Unfin.
1/8F X 1/8F



1 1/4" ht., 1 5/16" dia. Brass Hang-Straight Swivel

20505U- Unfinished
Ring nut **seats 7/8" hole**
dia., 1/4F X 1/8F.



1 1/2" ht., Brass Hang-Straight Swivel with 1 3/16" dia. screw collar, and **seats 1 1/16" center hole canopy**

20510N- Nickel
Plated
1/4F X 1/4F



1 3/8" ht., Brass Hang-Straight Swivel with 1 3/16" dia. screw collar, **seats 1 1/16" center hole canopy**

	Bottom	Top
20511U	1/4F X 1/8F	
20510U	1/4F X 1/4F	
20512U	3/8F X 3/8F	
	Unfinished Brass	



20517U- Hang straight swivel, unfinished brass, **seats canopies with 1 1/16 inch hole**, with 3/4" O.D. knurled screw collar, 1/8F top and bottom hole, 1 1/2" height

20517N- Hang straight swivel, nickel finish brass, **seats canopies with 1 1/16 inch hole**, with 3/4" O.D. knurled screw collar, 1/8F top and bottom hole, 1 1/2" height



Brass 90° screw collar hang-straight swivel, 1.91" long, 1/8F Bottom x 1/4F top, **seats 1 1/16" canopy hole**. Choice of Finish



20541N- Nickel Plated



Hang Straight Swivel at 90°

20541U- Unfinished Brass

Hang Straight Swivels



20510U-
Unfinished Brass



20510A-
Antique Brass



20510BK-
Satin Black



20510C-
Polished Copper



20510N-
Polished Nickel

Hang Straight Screw Collar Loop, turned brass, 1 1/2" tall, **fits canopies with 1 1/16" hole**, tap 1/4F x 1/4F. Your choice of metal finish



20510SN-
Satin Nickel



20510W-
Glossy White



20509U- Hang Straight Screw Collar Loop, 1 1/2" tall, **fits canopies with 1 1/16" hole**, tap 1/4F top x 1/8F, unfinished brass

20509N- Hang Straight Screw Collar Loop, 1 1/2" tall, **fits canopies with 1 1/16" hole**, tap 1/4F top x 1/8F, polished nickel finish



Friction Swivels



20518U-
Unfinished Brass



20518A-
Antique Brass Finish



20518BK-
Satin Black Finish



20518SN-
Satin Nickel Finish



20518N-
Nickel Plated Brass



20518W
Glossy White Finish



20550U-
Unfinished Brass



20550N-
Nickel Plated Brass

Adjustable Swivel. Adjusts to 90 degrees and has 360 degree rotation with stop, 1/8M x 1/8F, 2 1/4 inch height, 5/8" diameter. Your choice of finish.

Adjustable brass lamp swivel, adjustable to 90° with 360° rotation, 1/8M X 1/4F, 2 1/2 inch height, 13/16" diameter. Your choice of finish.



20531U -
Unfinished Brass



20531N -
Nickel Plated

Die Cast Brass Adjustable 180° Swivel. 2" long x 13/16" wide, 1/8M x 1/8F. Your choice unfinished brass or nickel plated brass.



20551U- Brass 90° adjustable small friction swivel, 1/8F x 1/8M, 1 9/16" ht. x 5/8" diameter, unfinished brass

Cast Brass Screw Collar Loops



antique brass



antique bronze



unfinished brass



polished copper finish



nickel plated brass



satin nickel finish

Cast Brass Screw Collar Loop, 1"W x 1¹¹/₁₆" tall cast and forged Screw Collar Loop, **for use with 1¹/₁₆" center hole canopy**. Tap 1/4F

Tap 1/4F

- 10995A** -Antique Brass
- 10995B** -Antique Bronze
- 10995U** -Unfinished Brass
- 10995C** -Polished Copper
- 10995N** -Nickel Plated Brass
- 10995SN** -Satin Nickel Finish
- 10995BK** -Satin Black Finish
- 10995W** -Glossy White Finish



satin black finish



glossy white finish



Cast Brass Screw Collar Loop, 1³/₁₆" base ring diameter, 1³/₄" height, seats 1¹/₁₆" canopy hole, w/wire way

10996U- Unfinished
Tap 1/4F



1³/₄" ht. Cast Brass Screw Collar Loop with 1³/₁₆" base ring dia., seats canopy with 1¹/₁₆" dia. center hole, w/wire way.

20852U- Unfinished
Tap 1/8F




1⁷/₈" ht. Cast Brass Screw Collar Loop with 1¹/₁₆" center hole, 1³/₁₆" base ring diameter, w/wire way

21199U- Unfinished
Tap 3/8F

3¹/₄" ht. Heavy Duty Cast Brass Screw Collar Loop. Has 1¹/₂" base ring dia., **for use with 1¹³/₃₂" center hole canopy**. Has wire way, and fits our canopies 11799U and 11447U.

20851U - Tap 1/4F
20843U - Tap 3/8F
20827U - Tap 1/2F
Unfinished Brass



21246N- Polished Nickel Finish

Hheavy duty brass quick screw collar loop, 1³/₈" wide x 2¹/₂" tall, tap 3/8F, **for use with 1¹³/₃₂" center hole canopy**. Has wire way, requires 2.5mm allen wrench, and fits our canopies 11799U and 11447U. Your choice of finish.



21246U- Unfinished Brass



10994U- Tap 1/8F



10999U- Tap 1/4F

Screw Collar Loops



Cast brass screw collar loop with fast snap hook, 1"W x 1 3/4" tall cast and forged Screw Collar Loop, for use with 1 1/16" center hole canopy. Tap 1/4F

Tap 1/4F

- 10992A** - Antique Brass
- 10992BK** - Satin Black Finish
- 10992N** - Nickel Plated Brass
- 10992U** - Unfinished Brass

Die Cast Screw Collar Loops



Tap 1/8F

20853 -Brass Plated

Tap 1/4F

- 20854** -Brass Plated
- 20854A** -Antique Brass
- 20854B** -Bronze
- 20854BP** -Brushed Pewter
- 20854N** -Nickel Plated
- 20854SN** -Satin Nickel
- 20854BK** -Black Finish
- 20854W** -White Finish

Die Cast Screw Collar Loop w/ring & wire way, 1 3/16" base ring diameter, 1 3/4" height, for use with 1 1/16" center hole canopy.



1 1/4" O.D. X 1 5/16" I.D. Zinc Screw Collar for Screw Collar Loop, 7/32" thick

21069 -Brass Plated & Lacquered

Die Cast Swag Hooks



Die Cast Swag Hook Kit, contains 2 hooks with toggle bolt hardware for sheetrock and studs for wood mounting, 10 pounds max. Your choice of swag hook finish



brass plated

antique brass

chrome plated

- 21111** -Brass Plated Finish
- 21111A** -Antique Brass
- 21111N** -Chrome Plated Finish
- 21111W** -White Finish
- 21111BK** -Black Finish



white finish



black finish

Cast Brass Hooks



21233U - Unfinished Brass Smallest Cast Brass Hook with no wire way, 1 1/8" Ht., 7/8" wide, Tap 1/8F.



21232U



21232A



21232BK



21232N



21247U- 1 3/8" tall x 1 7/16" diameter brass hook with wire way, tap 1/4F through, unfinished



21247N- 1 3/8" tall x 1 7/16" diameter brass hook with wire way, tap 1/4F through, polished nickel finish

S smallest Cast Brass Hook with wire way, 1 1/8" Ht., 7/8" wide, Tap 1/8F. Your choice of finish.

- 21232U** - Unfinished Brass
- 21232A** - Antique Brass Finish
- 21232BK** - Satin Black Finish
- 21232N** - Nickel Plated



Unfinished Brass



Antique Brass



Antique Bronze



Satin Black



Nickel Plated



Satin Nickel



21248U- 1 1/16" tall x 1 3/32" diameter rounded hook with wire way, tap 1/8F through, unfinished



Modern Style Cast Brass Hook with wire way, 1" Ht., Tap 1/8F. Your choice of finish.

- 10935U** - Unfinished Brass
- 10935FA** - Antique Brass Finish
- 10935FB** - Antique Bronze Finish
- 10935FBK** - Satin Black Finish
- 10935FN** - Nickel Plated
- 10935FSN** - Satin Nickel Finish



1 3/8" X 1" Cast Brass Hook w/wire way
12976- Unf.
Tap 1/8F



1 3/8" X 1" Cast Brass Hook w/wire way
12976A- Ant. Brass
Tap 1/8F



1 3/8" X 1" Cast Brass Hook w/wire way
12976B- Ant. Bronze
Tap 1/8F



1 3/8" X 1" Cast Brass Hook w/wire way
12976BK- Sat. Black
Tap 1/8F



1 3/8" X 1" Cast Brass Hook w/wire way
12976N- Nickel Plated
Tap 1/8F



1 3/8" X 1" Cast Brass Hook w/wire way
12976SN- Sat. Nickel
Tap 1/8F



1 3/8" X 1 1/4" Cast Brass Hook w/wire way.
21056U- Unfin.
Tap 1/8F

1 3/4" X 1 5/8" Cast Brass Hook w/wire way.
10936U- Unfinished
Tap 1/8F



2" X 1 3/8" Heavy Cast Brass Hook with wire way,
20844U- Unf.
Tap 3/8F



Cast Brass Loops- 1/8 IPS (\varnothing = Dia.)



Unfinished Brass



Antique Brass



Antique Bronze



Satin Black



Nickel Plated

Cast Brass Loop with wire way, $\frac{7}{8}$ " dia. $1\frac{1}{8}$ " ht., tap 1/8F. Your choice of finish.

- 21055U** - Unfinished Brass
- 21055A** - Antique Brass Finish
- 21055B** - Antique Bronze Finish
- 21055BK** - Satin Black Finish
- 21055N** - Nickel Plated



Unfinished Brass



Antique Brass



Antique Bronze



Satin Black



Nickel Plated

Cast Brass Loop with wire way, $\frac{15}{16}$ " dia. $1\frac{1}{16}$ " ht., tap 1/8F. Your choice of finish.

- 21231U** - Unfinished Brass
- 21231A** - Antique Brass Finish
- 21231B** - Antique Bronze Finish
- 21231BK** - Satin Black Finish
- 21231N** - Nickel Plated



1" Dia., Cast Brass loop w/wire way, $1\frac{1}{8}$ " ht.

10954U- Unfin. 1/8F



1" Dia., Cast Brass loop w/wire way, $1\frac{1}{8}$ " ht.

10954A- Ant. Brass 1/8F



1" Dia., Cast Brass loop w/wire way, $1\frac{1}{8}$ " ht.

10954B- Ant. Bronze 1/8F



1" Dia., Cast Brass loop w/wire way, $1\frac{1}{8}$ " ht.

10954BK- Satin Black 1/8F



1" Dia., Cast Brass loop w/wire way, $1\frac{1}{8}$ " ht.

10954N- Nickel Plate 1/8F



1" Dia., Cast Brass loop w/wire way, $1\frac{1}{8}$ " ht.

10954SN- Satin Nickel 1/8F



$1\frac{3}{4}$ " ht. Cast Brass Loop w/wire way, $1\frac{5}{8}$ " dia.

20849U- Unfin. Brass Tap 1/4F



$1\frac{3}{4}$ " ht. Cast Brass Loop w/wire way, $1\frac{5}{8}$ " dia.

20849A- Ant. Brass Tap 1/4F



$1\frac{3}{4}$ " ht., Cast Brass Loop w/wire way, $1\frac{5}{8}$ " dia.

20849B- Ant. Bronze Tap 1/4F



$1\frac{3}{4}$ " ht. Cast Brass Loop w/wire way, $1\frac{5}{8}$ " dia.

20849BK- Satin Black Tap 1/4F



$1\frac{3}{4}$ " ht. Cast Brass Loop w/wire way, $1\frac{5}{8}$ " dia.

20849N- Nickel Plated Tap 1/4F



$1\frac{3}{4}$ " ht. Cast Brass Loop w/wire way, $1\frac{5}{8}$ " dia.

20849SN- Satin Nickel Tap 1/4F



$1\frac{1}{2}$ " ht. Cast Brass Loop w/wire way, $1\frac{3}{8}$ " dia.

21196U- Unfin. Brass Tap 1/8F



$1\frac{1}{2}$ " Tall Forge Cast Brass Loop with wire way, $1\frac{3}{8}$ " dia.

21196A- Ant. Brass Tap 1/8F



$1\frac{1}{2}$ " Tall Forge Cast Brass Loop with wire way, $1\frac{3}{8}$ " dia.

21196B- Ant. Bronze Tap 1/8F



$1\frac{1}{2}$ " Tall Forge Cast Brass Loop with wire way, $1\frac{3}{8}$ " dia.

21196BK- Satin Black Tap 1/8F



$1\frac{1}{2}$ " Tall Forge Cast Brass Loop with wire way, $1\frac{3}{8}$ " dia.

21196N- Polished Nickel Tap 1/8F



$1\frac{1}{2}$ " Tall Forge Cast Brass Loop with wire way, $1\frac{3}{8}$ " dia.

21196SN- Satin Nickel Tap 1/8F

Cast Brass Loops - 1/8, 1/4, 3/8, & 1/2 IPS



1 3/16" dia., 1 1/2" ht.
Heavy Cast Brass Loop
w/wire way
21109U- Unfinished
Tap 1/4F



1 5/8" dia., 1 3/4" ht. Cast
Brass Loop w/wire
way. Unfinished Brass
10968U- 1/8F
20849- 1/4F



20848U- 1 5/8" dia. x 2"
tall loop, tap **1/4F** with
wire way, heavy duty,
unfinished brass



20848N- 1 5/8" dia. x 2"
tall loop, tap **1/4F** with
wire way, heavy duty, pol-
ished nickel finish



21238U- 1 5/8" dia. x 2" tall
loop, tap **3/8F** with wire
way, heavy duty, unfinished
brass



3 1/2" ht., 2 3/4" dia. Heavy
Cast Brass Loop w/wire
way. Unfinished
21281U- Tap 1/8F
21282U- Tap 1/4F
21284U- Tap 3/8F



3 1/2" ht., 2 3/4" dia.
Heavy Cast Brass Loop -
No wire way -
21283U- Unfinished
Tap 1/8F



2 1/8" ht. Heavy Cast
Brass Loop w/wire way,
1 5/8" dia.
21150U- Unfinished
Tap 3/8F

3/8 & 1/2 IPS



21170U- Tap 3/8F
21171U- Tap 1/2F

4 1/2" ht. Heavy Cast Brass Loop w/wire
way, 3 1/2" dia. Unfinished Brass



3 1/4" ht., 2 1/4" dia.
Heavy Cast Brass
Loop w/wire way
20847- Unfinished
Tap 1/4F



22935U-
Cast Brass
"Gravity
Hook". Use
three or more of these with
chain and hanging lip fitter
glass bowls to create fine
early style hanging fixture.
Takes 8/32 set screw. Tap
1/8F, 2" ht. Unfinished



22937U-
Cast Brass "Gravity
Hook". Same applica-
tion as at left except
has threaded 1/8M
wire way. 3" wide X 2 1/2" ht.
Use with hanging lip fitter
glass bowl, 8/32 set screw, & app-
ropriate hardware to create fine
early style fixture. Unfinished

1/8F, Cast Brass Decorative Loops, & Hang-Straight Loops



7/8" Ø., Cast Brass Loop w/wire way, 1 1/8" ht.
21055U- Unfin.
1/8F



1" Ø, Cast Brass loop w/wire way, 1 1/32" ht.
10939U- Unfin.
1/8M



1" dia., Cast Brass Fixture Loop w/wire way, 1" ht.
10986U- Unfin.
1/8F



1 1/8" Ø, Cast Brass Loop w/wire way, 1 3/8" ht.
21053U- Unfinished
1/8F



1 1/2" Ø, Cast Br. Loop, 1 3/4" ht.
10975- Pol. & Lacq.
10975U- Unfinished
1/8F



1 3/8" Dia., Cast Brass Mission Style Loop w/wire way, 1 5/8" ht.
10934U - Unfin.
1/8F



1 1/4" Dia., Cast Brass Mission Style Loop w/wire way, 1 3/4" ht.
11715U - Unfin.
1/8F



1 3/4" ht. Cast Brass Loop w/wire way, 1 5/8" dia.
Unfinished Brass
10968U- 1/8F
20849- 1/4F



1 1/4" Dia., Cast Brass Loop w/wire way, 2" ht.
20846U-Unfin.
1/8F



1 3/8" Dia., 1 5/8" ht. Cast Brass Loop, NO wire way
21195U- Unfin.
Tap 1/8F



1 1/2" Dia., 1 3/4" ht. Die Cast Brass Loop NO wire way
21198U- Unfinished
Tap 1/8F



1 5/8" dia., Cast Brass Pull Down Loop w/wire way, 1 3/4" ht.
21107U- Unf.
1/8F

1 3/8" ht. Hang-Straight Cast Brass Loop w/wire way, 1 3/4" dia.
21101U- Unfinished
Tap 1/8F



2 7/8" ht. Hang-Straight Cast Brass Loop w/wire way, 2 1/8" dia.
20835U- Unfin.
Tap 1/8F



2" dia., 2 5/16" ht. Heavy Cast Brass Loop w/wire way
21123U- Unfinished
Tap 1/8F



2" dia., 2 3/8" ht. Cast Brass Loop w/wire way
21054U-Unfinished
Tap 1/8F



2" diameter, 2 5/16" ht. Heavy Cast Brass Loop, NO wire way, tap 1/8F, unfinished
21194U- Unfinished
Tap 1/8F



2 5/8" Dia., Cast Brass Loop w/wire way, 3 5/8" ht.
21108U- Unf.
1/8F



2 3/8" Dia., Cast br. loop/finial w/wire way, 3" ht.
10972- Pol. & lacq.
10972U- Unfinished
1/8F

Die Cast Loops & Hooks



1 3/8" ht., Die Cast Loop with wire way, 7/8" dia.

12971W- White Finish

1/8F, 10 lbs Max



1 3/8" ht., Die Cast Loop with wire way, 7/8" dia.

12971BK- Black Finish

1/8F, 10 lbs Max



1 3/8" ht., Die Cast Loop with wire way, 7/8" dia.

12971SN- Satin Nickel Finish

1/8F, 10 lbs Max



1 3/8" ht., Die Cast Loop with wire way, 7/8" dia.

12971A- Antique Brass finish

1/8F, 10 lbs Max



1 3/8" ht., Die Cast Loop with wire way, 7/8" dia.

12971N- Nickel Plated Finish

1/8F, 10 lbs Max



1 3/8" ht., Die Cast Loop with wire way, 7/8" dia.

12971- Vac. Brass

1/8F, 10 lbs Max



1 1/4" ht. Die Cast Hook w/wire way, 25/32" dia.

12970A- Ant. Brass

1/8M



1 1/4" ht. Die Cast Hook w/wire way, 25/32" dia.

12970- Vac Brass

1/8-M



1 1/8" ht., Die Cast Loop w/wire way, 1 1/16" dia.

12973- Vac Brass

1/8M



7/8" ht., Die Cast Loop w/wire way, 1 1/16" dia.

12975- Vac Brass

1/8F



1 1/4" ht. Die Cast Loop w/wire way, 7/8" dia.

12972BK- Black Finish

1/8M, 10 lbs Max



1 1/4" ht. Die Cast Loop w/wire way, 7/8" dia.

12972W-White Finish

1/8M, 10 lbs Max



1 1/4" ht. Die Cast Loop w/wire way, 7/8" dia.

12972- Brass Plated

1/8M, 10 lbs Max



1 1/4" ht. Die Cast Loop w/wire way, 7/8" dia.

12972N- Nickel Plate

1/8M, 10 lbs Max



1 1/4" ht., Die Cast Loop w/wire way, 7/8" dia.

12972A- Antique Brass finish

1/8M, 10 lbs Max



1 3/4" ht., Die Cast Loop w/wire way, 1 1/2" dia.

20855SN- Satin Nickel Finish

1/8F, 10 lbs Max



1 3/4" ht. Die Cast Zinc Colonial style loop with wire way, 1 1/2" dia.

20855A- Antique Brass Finish

20855- Brass Plated & Lacq.

1/8F



1 3/4" ht. Die Cast Zinc Colonial style loop with wire way, 1 1/2" dia.

20855N- Nickel Plated

Finish

1/8F



2 1/4" ht. Die Cast Zinc Loop w/wire way, 2" dia.

21110- Brass Plated

1/8F



2 1/4" ht. Die Cast Zinc Loop w/wire way, 2" dia.

21110A- Antique Brass

Finish

1/8F



2 1/4" ht. Die Cast Zinc Loop w/wire way, 2" dia.

21110N- Nickel Plated

1/8F

Decorative Chain - Machine-made Steel Chain -

All chain on this page is sold per yard. For loops & connecting links w/matching finishes see pages H-137 - H-143, & H-152

10 Gauge STRAIGHT-SIDED STEEL oval chain,
Links are 1 1/2" x 3/4", .138" wire dia., side cut, your choice of finish

10 GAUGE STEEL OVAL chain, Links are 1 1/16"
x 1 3/16", .138" wire dia., side cut, your choice of finish



12993 - Brass plated straight-sided chain in 3 ft. lengths. Links are 1 9/16" X 3/4", **10 gauge**



13003- Polished Brass Plated Finish



13003A- Antique Brass Finish



13003N- Nickel Plated Finish



13003S- Raw Steel Finish



12995- Polished Brass Plated Finish



12998- Antique Brass Finish



12995N- Nickel Plated Finish



12996- Satin Black Finish

8 GAUGE STEEL OVAL CHAIN, Links are 1 9/16" x 7/8", .15" wire dia., side cut, your choice of finish



12992- Polished Brass Plated Finish



12992A- Antique Brass Finish



12992B- Antique Bronze Finish



12992C- Copper Finish



12992BK Satin Black Finish



12992N- Nickel Plated Finish



12992SN- Satin Nickel Finish



12992W- White



12992S- Raw Steel



Baby oval steel chain, links are 3/4" X 5/8", .125" wire dia. Choice of finish
13010- Brass Plated
13010A-Antique Brass



12999- Small, brass plated decorative chain, links = 7/8" X 5/16". .105" wire dia., **12 gauge**



13015 - Brass Plated Finish
10 Ga. Embossed Decorative Steel Chain
10 Gauge Embossed steel chain, links are ~1 1/2" X 3/4", .138" wire thickness, side cut, 3 ft. lengths. Brass plated chain w/black highlights



13015A - Antique Brass Finish



13012BK - Square side straight sided steel oval chain, 8 gauge, links are 2" x 7/8" in 3' lengths, .17" thick, satin black



13011BK - Square side straight sided steel oval chain, 6 gauge, links are 2" x 7/8" in 3' lengths, .19" thick, satin black finish

Decorative Chain - Machine-made Steel Chain -


For loops & connecting links w/matching finishes see pages H-137 - H-143, & H-152

0 GAUGE STEEL oval chain, Links are 2⁵/₈" x 1¹/₄", .312" wire dia., side cut, 3 ft. lengths, your choice of finish

HEAVY DUTY



6 GAUGE STEEL STRAIGHT-SIDED chain, Links are 2¹/₄" X ⁷/₈", in 3 ft. lengths for medium-heavy service, .190" wire dia., side cut, your choice of finish



13002- Polished Brass Plated Finish
13002A- Antique Brass Finish
13002BK- Satin Black Finish
13002N- Nickel Plated Finish

12991BK- Satin Black Finish
12991B- Antique Bronze Finish
12991N- Nickel Plated Steel
12991- Brass Plated Steel
12991A- Antique Brass Plated
12991S- Steel, Unfinished

4 GAUGE STEEL oval chain

5 GAUGE STEEL oval chain, Links are 1.7" x 1¹/₁₆", .198" wire dia., side cut, 3 ft. lengths, your choice of finish



Heavy Oval Raw Steel Chain, Links are 1³/₄" X 1¹/₁₆", .219" wire diameter (⁷/₃₂"). Ready to paint



13013U- Steel, Unfinished

12990- Polished Brass Plated Finish
12990A- Antique Brass Finish
12990B- Antique Bronze Finish
12990N- Nickel Plated Finish
12990SN- Satin Nickel Finish
12990BK- Satin Black Finish
12990S- Raw Steel

Decorative, Solid Brass Chain

For loops & connecting links w/matching finishes see pages H-137 - H-143, & H-152

8 Gauge SOLID BRASS, machine-made straight-sided oval chain. Links are $1\frac{1}{16}" \times \frac{3}{4}"$ (side-cut), your choice of finish. **Sold per yard**



12989-
Polished, no
Lacquer



12989A-
Antique
Brass Finish



12989B-
Antique
Bronze
Finish



12989N-
Nickel
Plated
Finish



13007A-
Antique
Brass Finish



13007B-
Antique Bronze
Finish



13007N-
Nickel Plated
Finish

8 Gauge SOLID BRASS, Oval chain. Links are $1\frac{3}{16}" \times \frac{2}{32}"$, wire dia. is $.162"$ (side-cut), your choice of finish. **Sold per yard**

5 Gauge SOLID BRASS, Oval chain. Links are $1\frac{5}{8}" \times 1\frac{1}{16}"$, wire dia. is $.209"$ (side-cut), your choice of finish. **Sold per yard**



12988-
**Solid brass, 8
gauge** machine-
made oval chain
(side-cut), pol-
ished but not
lacquered. Links
are $1\frac{5}{8}" \times 1"$,
wire dia. $.156$ -
Sold per yard



13008-
Polished,
no Lacquer



13008A-
Brass,
Antique
Finish



13008B-
Antique
Bronze
Finish



13008N-
Nickel
Plated
Brass



13119-
Unfinished
Brass



13119A-
Brass,
Antique
Finish



13119N-
Nickel
Plated
Brass


Hand Made Brass Oval Chain

Hand made, solid brass oval chain, Oval links measure $1\frac{5}{8}"$ by $1\frac{1}{8}"$ and are not soldered. The round connecting links measure $1\frac{1}{16}"$ and are soldered. Your choice of finish. **Sold per foot**

Re-casts of Antique Chains

(Hand made of solid brass material) For loops & connecting links w/matching finishes see pages H-137 - H-143, & H-152

Antique fixtures deserve antique style chains. A few years ago, the only replacement chains available were modern looking and not at all "correct" for nice antique fixtures. So, we set about collecting antique chains, for the idea of re-casting them for use on antique chandeliers. Our collection of chain is all hand made of solid brass material. There are many styles, weights and finish colors to choose from. We hope you will find a chain that will complement the beauty and value of your fine chandeliers. **ALL CHAIN ON THIS PAGE IS SOLD PER FOOT**



A.) Small size, hand made solid brass, light duty Oval shape chain. ($\frac{5}{64}$ " diameter) with $\frac{3}{4}$ " X $\frac{5}{8}$ " oval shape links. Links are soldered.

12977 - (pictured) solid brass, unfinished

12977A - solid brass, antique brass finish

B.) 12978 - Hand made solid brass light duty Oval shape chain w/Antique finish. ($\frac{3}{64}$ " diameter) with 2" X $\frac{3}{4}$ " oval shape links. Links are not soldered.

C.) 12986 - Hand made, unfinished solid brass light-duty Classical style oval shape chain w/plain oval shape joining links. ($\frac{1}{4}$ " diameter) with 1 $\frac{3}{4}$ " X 1" decorative links. Decorative links are solid & plain links are soldered.

D.) 12982 - Hand made, solid brass, antique finish light-duty Classical style oval shape chain with plain oval shape joining links. ($\frac{1}{4}$ " diameter) with 1 $\frac{3}{4}$ " X 1" decorative links. Decorative links are solid and plain links are soldered.

E.) 12987 - Hand made solid brass Arts & Crafts style chain, with 2" X $\frac{7}{8}$ " rectangular links, unfinished. Links are soldered.

F.) 12987A - Hand made solid brass Arts & Crafts style chain with 2" X $\frac{7}{8}$ " rectangular links. Antique finish links are soldered.

G.) 13111 - Hand made solid brass Arts & Crafts style chain 1 $\frac{3}{4}$ " X $\frac{7}{8}$ " X $\frac{1}{8}$ " thick, rectangular links of Unfinished Brass. Links are soldered. Unfinished.

H.) 13111A - Hand made solid brass Arts & Crafts style chain with 1 $\frac{3}{4}$ " X $\frac{7}{8}$ " X $\frac{1}{8}$ " thick, rectangular links. Antique Finish. Links are soldered.

A note about safety:

These chains are for decorative purposes only. They are made of Solid Brass material. While lending itself to fine casting detail, solid brass is a softer material than steel. **For the protection of property and personal safety, we strongly recommend the use of a steel cable to support the weight of heavy chandeliers.**

Hand Made, Solid Brass Chain

For loops & connecting links w/matching finishes see pages H-137 - H-143, & H-152. **All chain on this page is sold per foot**



A.)



B.)



C.)



D.)



E.)

A.) 13113 - Floral Pattern Decorative Chain with round joining links. The links measure $1\frac{5}{8}$ " X $1\frac{1}{8}$ ". Unfinished brass

B.) 13113A- Floral Pattern Decorative Chain with round joining links. The links measure $1\frac{5}{8}$ " X $1\frac{1}{8}$ ". Brass with antique finish

C.) 13118- Small size, hand made, solid brass chain with soldered rectangular links that are $1\frac{1}{2}$ " X $\frac{7}{16}$ ", and round, soldered connecting links that are $\frac{11}{16}$ " in dia. Unfinished brass

D.) 12959- Hand made, solid brass rectangular-shape Chain with round joining links. The rectangular links measure $2\frac{3}{16}$ " X $\frac{15}{16}$ " and are not soldered. Unfinished brass

E.) 13120- Hand made, Greek Key Chain. Links measure $2\frac{1}{16}$ " X $\frac{7}{8}$ " rectangular shape links have Greek Key design stamped on them and are not soldered. Round connecting links measure $1\frac{1}{16}$ " and are soldered. Unfinished brass



G.)



H.)



I.)

G.) 13115A- Large, heavy semi-rectangular hand-made Arts & Crafts style chain with "Hammered Edge" treatment and round joining links. Rectangular links measure 3" by $1\frac{1}{4}$ " and are soldered. The round joining links also soldered and are $1\frac{1}{4}$ " in dia. Antique brass finish

H.) 13116- Semi-rectangular hand-made Arts and Crafts style chain with "Hammered Edge" treatment and round joining links. The rectangular links measure $2\frac{3}{8}$ " X $\frac{7}{8}$ " and are soldered. Unfinished brass

I.) 13116A- Semi-rectangular hand-made Arts and Crafts style chain with "Hammered Edge" treatment and round joining links. The rectangular links measure $2\frac{3}{8}$ " X $\frac{7}{8}$ " and are soldered. Brass with Antique Finish



99256- Heavy cast metal chain pliers. These are high quality pliers that are strong enough to separate our heaviest chains - also great for opening & closing large "S" hooks . 7" long.

LARGE, Hand Made Brass Chain

For loops & connecting links w/matching finishes see pages H-137 - H-143, & H-152. **All chain on this page is sold per foot**

A.) 13109 - Brass, unfinished. Hand made solid brass Gothic style chain, ($\frac{3}{16}$ " diameter) with $2\frac{1}{8}$ " X $1\frac{1}{16}$ " links, unfinished. Links are soldered.

B.) 13109B -Brass, antique brass finish. Hand made solid brass Gothic style chain, ($\frac{3}{16}$ " diameter) with $2\frac{1}{8}$ " X $1\frac{1}{16}$ " links, unfinished. Links are soldered.

C.) 13108 -Brass, unfinished. Hand made solid brass Gothic style chain, ($\frac{1}{4}$ " diameter), w/ 2 " long rectangular links and 3 " long diamond-shaped links. Links are soldered.

D.) 13108B -Brass, antique bronze finish. Hand made solid brass Gothic style chain, ($\frac{1}{4}$ " diameter), with 2 " long rectangular links & 3 " long diamond-shaped links. Links are soldered.

E.) 13105 -Brass, unfinished. Hand made brass Rectangular shape chain with round joining links. ($\frac{1}{4}$ " diameter) with $3\frac{1}{8}$ " X $1\frac{1}{2}$ " rectangular links. Rectangular links are soldered and round links are solid.



A.)

B.)

C.)

D.)

E.)

F.) 13107 -Brass, unfinished. Hand made solid brass Straight Side Oval chain. ($\frac{5}{16}$ " diameter) with $2\frac{1}{2}$ " X $1\frac{1}{2}$ " oval links. Links are soldered.

G.) 13107A -Brass, unfinished. Hand made solid brass Straight Side Oval chain. ($\frac{5}{16}$ " diameter) with $2\frac{1}{2}$ " X $1\frac{1}{2}$ " oval links. Links are soldered.

H.) 13122 -Hand-made heavy STEEL decorative chain with $4\frac{3}{8}$ " X 2 " straight-sided oval links. The welded steel links are from $\frac{3}{8}$ " thick stock and have a flat black painted finish. Available in 6 ft sections only



F.)

G.)

H.)



22929U - Mammoth Solid Brass "S" Hook, $3\frac{7}{8}$ " ht. $1\frac{7}{8}$ " wide, $\frac{7}{16}$ " thick



20845U - Brass, solid chain link, $1\frac{1}{16}$ " dia., unfinished. Can be used to link our chains #12979 & #12985 (page H-150), & 13119 (page H-146)

A note about safety:

These chains are for decorative purposes only. They are made of Solid Brass material. While lending itself to fine casting detail, solid brass is a softer material than steel. **For the protection of property and personal safety, we strongly recommend the use of a steel cable to support the weight of heavy chandeliers.**

Hand-Made, Solid Brass Lamp Chain

For loops & connecting links w/matching finishes see pages H-137 - H-143, & H-152. **All chain on this page is sold per foot**



A.)



B.)



C.)



D.)



E.)



F.)

A.) 12979 - Rectangular shape chain with round joining links. Rectangular links are 1 5/8" X 3/4" and are not soldered. Round links are solid. Unfinished brass.

B.) 12979A - Rectangular shaped chain with round joining links. Rectangular links are 1 5/8" X 3/4" and are not soldered, round links are solid. Brass, with antique finish.

C.) 12961 - Classical style chain with round joining links. Decorative links are 2 1/8" X 1 1/4" and are soldered. Round links are solid. Unfinished brass.

D.) 12985 - Rectangular shape chain with round joining links. Rectangular links are 2 1/8" X 7/8" and are not soldered. Round links are solid. Unfinished brass.

E.) 12985A - Rectangular shape chain with round joining links. Rectangular links are 2 1/8" X 7/8" and are not soldered. Round links are solid. Brass, with antique finish.

F.) 12985N - Rectangular shape chain with round joining links. Rectangular links are 2 1/8" X 7/8" and are not soldered. Round links are solid. Nickel plated brass.



G.)



H.)



I.)



J.)



K.)

G.) 12983 - Hand made solid brass Straight Side Oval chain, (7/32" diameter) with 2" X 1" links, unfinished, Links are not soldered.

H.) 12983A - Hand made solid brass straight sided oval chain made from 7/32" diameter stock. Links are 2" X 1" and are not soldered. Antique finish.

I.) 13001A - Hand made solid brass Round Chain in Arts & Crafts style. Round links are made from 7/32"-thick stock and are 1" in diameter, Antique finish links are not soldered.

J.) 13000 - Hand-made Solid Brass Round Chain in Arts & Crafts style. Round links are made from 7/32"-thick stock, are 1 1/4" in diameter, and are not soldered. Unfinished Brass.

K.) 12960 -Arts & Crafts style chain with round joining links. (3/16" diameter) with 1 3/4" x 1 5/8" cloverleaf shape links. Cloverleaf links are open one end while round links are solid. Solid brass, unfinished.

A note about safety:

These chains are for decorative purposes only. They are made of Solid Brass material. While lending itself to fine casting detail, solid brass is a softer material than steel. **For the protection of property and personal safety, we strongly recommend the use of a steel cable to support the weight of heavy chandeliers.**

Die Cast Brass Antique Style Chains

For loops & connecting links w/matching finishes see pages H-137 - H-143, & H-152

A.) 13156 - 21" length, die cast brass chain, decorative links are 1 3/4" long x 1" wide, plain links are not soldered, unfinished brass

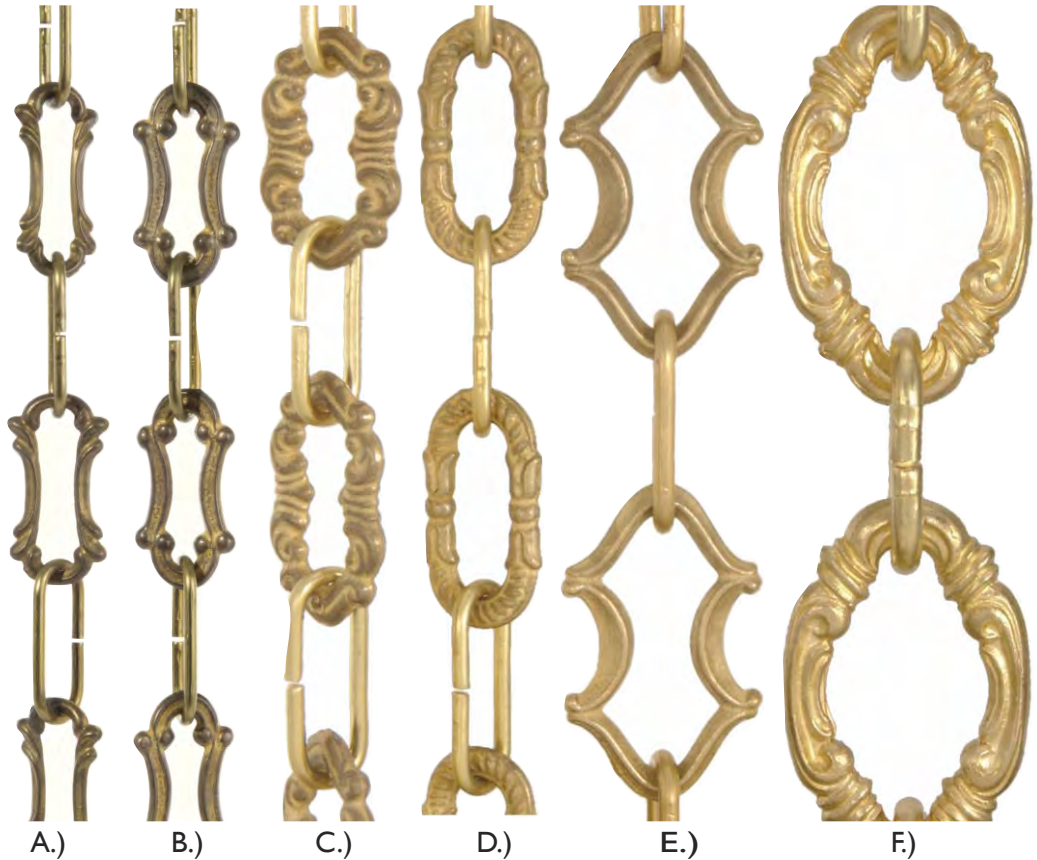
B.) 13155 - 20 1/2" length, die cast brass chain, decorative links are 1 7/8" long x 1" wide, plain links are not soldered, unfinished brass

C.) 13153 - Die Cast Brass Chain, decorative links are 2 3/8" X 1 3/8", plain links are not soldered. Sold in 21" lengths, Unfinished.

D.) 13150 - Die Cast Brass Chain, decorative links are 2 1/8" X 1 1/8", plain links are not soldered. Sold in 20 7/8" lengths, Unfinished.

E.) 13151 - Die Cast Brass Chain, decorative links are 2 7/8" X 1 3/4", plain links are not soldered. Sold in 22" lengths, Unfinished.

F.) 13154 - Die Cast Brass Chain, decorative links are 3 1/2" X 2 1/4", plain links are not soldered. Sold in 32" lengths, Unfinished.



Solid Brass "Double Jack" and "Ladder" Chain

(sold per foot)

G.) 10990 - #16 Brass Double Jack Chain

H.) 10993 - #18 Brass Ladder Chain

J.) 10991 - #18 Brass Double Jack Chain

I.) 12994 - #16 Black Oxide Double Jack STEEL Chain

13004U - Solid brass square rod straight side oval chain, 1/4" diameter, links are 2 1/32" x 1 1/8", unfinished brass, links are not soldered, sold by the yard



A note about safety:

These chains are for decorative purposes only. They are made of Solid Brass material. While lending itself to fine casting detail, solid brass is a softer material than steel. **For the protection of property and personal safety, we strongly recommend the use of a steel cable to support the weight of heavy chandeliers.**

Chain Connectors, and "S" Hooks

Steel Chain Quick Connecting Links


1 1/16" x 1 1/16", .128" wire dia.



12940- Brass Plated & Lacq.
12940A- Antique Brass Finish
12940N- Nickel Plated Finish
12940BK- Black Finish


12940B- Antique Bronze Finish (not pictured)
12940SN- Satin Nickel Finish (not pictured)

2 1/4" x 7/8", .20" wire dia.




12941- Brass Plated & Lacq.
12941N- Nickel Plated Finish

2 5/16" x 1 1/16", .24" wire dia.



12942- Brass Plated & Lacq.
12942N- Nickel Plated Finish

Brass Chain Connectors / Links



20845U - Brass, solid chain link, 1 1/16" dia., unfinished. Can be used to link our chains #12979 & #12985 (page H-150), & 13119 (page H-156)



Die Cast Brass Chain Connector. 2 3/8" X 2"

20952 - Polished & Lacq.
20952U- Unfinished

2 7/8" x 1 1/4", .30 wire dia.



12943- Brass Plated & Lacq. Steel
12943N- Nickel Plated Finish Steel

Steel & Brass "S" Hooks



20940 - Brass Plated Steel "S" Hook, 5/8" ht.
22930 - Brass Plated Steel "S" Hook, 3/4" ht.
22934 - Light, Solid Brass "S" Hook, 15/16" ht.



22932 - Black Steel "S" Hook, 1 1/4" ht.



22929U - Mammoth Solid Brass "S" Hook, 3 7/8" ht. 1 7/8" wide, 7/16" thick



73976 - Cast iron hook for hanging lamp with Victorian motif, satin black finish, 3 1/2" long hook with 3 7/8" long screw, 7 3/8" overall.



73975 - Cast iron hook for hanging lamp with "Dolphin" motif, satin black finish, 3 1/2" long hook with 3 7/8" long screw, 7 3/8" overall.

Cast Brass & Stamped Brass Candle Cups & Husks



21801U- Unfinished Die Cast Brass Candle Cup, 1 7/8" ht., 1 1/4" O.D., 1 1/16" inside top opening. Candle Cup seats candelabra cover, tap 1/8F.



21800U- Unfinished Die Cast Brass Candle Cup, 2 3/8" ht., 1 1/2" O.D., 1" inside top opening. mounts standard or candelabra candle cover, tap 1/8F.



Die Cast Brass Candle Cup, 2 1/2" ht., 1 5/16" dia., 1 5/16" inside top opening, mounts standard or candelabra candle cover. Tap 1/8F.

21807U- Unfinished
21807- Polished & Lacquered



11524U- Stamped brass candle cup, 1 1/16" tall x 1 7/16" O.D. x 1 3/16" I.D., slips 1/8IP. Unfinished



21817U- 1" tall turned brass candle cup, 1 5/16" diameter, 7/8" inside diameter, tap 1/8F, unfinished



11525U- Stamped brass candle cup, 1" tall x 1 1/2" O.D. x 1 1/8" I.D., slips 1/8IP. Unfinished



21814U- Die cast brass candle cup, 1 7/8" ht., 1 1/4" O.D., 1 1/16" inside top opening, tap 1/8F, Unfinished brass



21804U- Die Cast Brass Candle Cup, 1 5/8" ht., 1 5/8" O.D., 1" inside top opening, mounts standard or candelabra candle cover. Tap 1/8F. Unfin.



21813U- Die cast brass candle cup, 1 3/8" tall x 1 3/8" O.D. x 7/8" I.D., tap 1/8F, Unfinished



21802U- Die Cast Brass Candle Cup, 1 1/2" ht., 1 3/8" O.D., 1 1/16" inside top opening. Candle Cup seats candelabra cover, tap 1/8F. Unfinished



11634U- Brass Cup or Husk, 1/8 IP slip, 2 5/8" dia., 2 1/4" ht., Unfinished



11526U- Stamped brass cup, 1 5/8" tall x 1 5/8" O.D. x 1 1/8" I.D., slips 1/8IP, Unfinished



11630U- Stamped Brass Candle Cup, 1 1/2" ht., 1 5/8" O.D., seats standard or candelabra candle cover, slips 1/8 IP. Unfinished



10917U- Unfinished. 1 1/8" Tulip or Lily Shape Holder or Candle Cup, 1 1/2" ht., 1 1/8" O.D., snap fitter for art glass shades, slips 1/8 IP.



11678U- Brass Husk with 2 3/4" dia., 2 3/8" ht., slips 1/8 IP. Covers most standard base sockets. Unfinished



11628U - Stamped Brass Candle Cup, 1 1/8" ht., 1 3/8" O.D., 1 1/16" inside top opening. Seats candelabra candle cover, slips 1/8 IP. Unfinished



11628N- Nickel Finish Stamped Steel Candle Cup, 1 1/8" ht., 1 3/8" O.D., 1 1/16" inside top opening. Seats candelabra candle cover, slips 1/8 IP.



11629N- Nickel Finish Stamped Steel Candle Cup, 1 1/4" ht., 2" O.D., 1 5/8" inside top opening. Seats standard candle cover, slips 1/8 IP.



11629U- Stamped Brass Candle Cup, 1 1/4" ht., 2" O.D., 1 5/8" inside top opening. Seats standard candle cover, slips 1/8 IP. Unfinished

Stamped Brass & Steel Bobesche & Leaves



11557- Stamped Steel Bobesche, 3 3/8" dia., 7/8" ht., slips 1/8 IP. Unfinished



11537U- Stamped Brass Rosette, 1 1/2" dia., 1/8" deep, slips 1/8 IP Unfinished



11535U- Stamped Brass Rosette, 2 1/8" dia., 1/4" deep, slips 1/8 IP Unfinished



11578U- Stamped Brass Bobesche, 2 5/16" dia., 5/16" ht., slips 1/8 IP. Unfinished



11522U- Stamped brass bobesche, 5/16" tall x 2 15/16" O.D., slips 1/8 IP, Unfinished brass



11563- Stamped Steel Bobesche, 4" dia., 7/8" ht., slips 1/8 IP. Unfin.



11579U- Stamped Brass Bobesche, 2 3/4" dia., 7/8" ht., slips 1/8 IP. Unfinished



11696U- Reeded Bobesche slips 1/8 IP. 4" dia. X 1 5/8" ht. Unfinished



11676U- Reeded Break or Bobesche. 3 1/2" X 1 1/2". Slips 1/8 IP. Unfinished



11562- Stamped Steel Canopy or Bobesche, 6" dia., 1 1/4" ht., slips 1/8 IP. Unfinished

11582U- Stamped Brass Bobesche, 3 3/8" dia., 5/8" ht., slips 1/8 IP. Unfinished



Stamped Bobesche, 2 3/4" dia., 1/2" ht., slips 1/8 IP.
11632U- Brass, Unfinished
11632N- Nickel Plated Brass



11584U- Stamped Brass Bobesche, 4" dia., 7/8" ht., slips 1/8 IP. Unfinished



11556- Stamped Steel Candle Cup / Husk, 1 1/2" ht., 1 5/8" O.D., slips 1/8 IP. Unfinished



11561- Stamped Steel Candle Cup / Husk, 1 5/8" ht., 1 5/8" O.D., slips 1/8 IP. Unfinished



11559- Stamped Steel Candle Cup / Husk, 2" ht., 2 1/2" O.D., slips 1/8 IP. Unfinished



11558- Stamped Steel Candle Cup / Husk, 2 3/8" ht., 2 7/8" O.D., slips 1/8 IP. Unfinished



Stamped Brass Leaf, Unfinished



11536U- 3 3/8" ht., 1 1/8" wide
11530U- 6 1/2" ht., 1 1/2" wide



Stamped Steel Leaf, Unfinished



11544- 3 1/4" ht., 1 1/8" wide
11542- 4 3/4" ht., 1 1/2" wide



11541- 6 1/2" ht., 1 1/2" wide

Die Cast Brass Bobesche



21854U- Die Cast Brass Bobesche, 3 1/4" dia., slips 1/8 IP. Unfinished



21862U- Die Cast Brass Bobesche with prism holes, 3 1/2" dia., slips 1/8 IP. Unfinished



21859U- Die Cast Brass Bobesche, 3 3/4" dia., slips 1/8 IP. Unfinished



21857U- Die Cast Brass Bobesche, 2 3/8" dia., slips 1/8 IP. Unfinished



21861U- Die Cast Brass Bobesche, 4" dia., slips 1/8 IP. Unfinished



21858U- Die Cast Brass Bobesche, 2 1/2" dia., slips 1/8 IP. Unfinished



21808U- 2 1/8" cast brass bobesche, 1/4" tall, slips 1/8IP center hole, unfinished



21809U- 3 1/4" cast brass bobesche, 1/2" tall, slips 1/8IP center hole, unfinished



21816U- 3 3/4" die cast brass bobesche, 5/8" tall, 1/8IP slip center hole, unfinished brass



21811U- 3 5/8" cast brass bobesche, 1/2" tall, slips 1/8IP center hole, unfinished



21810U- 2 3/8" cast brass bobesche, 3/8" tall, slips 1/8IP center hole, unfinished



21856U- Die Cast Brass Bobesche, 2" dia., slips 1/8 IP. Unfinished



21812U- 2 1/8" cast brass bobesche, 7/16" tall, slips 1/8IP center hole, unfinished



21815U- 2 7/8" die cast brass bobesche, 1/2" tall, 1/8IP slip center hole, unfinished brass



Die Cast Brass Bobesche, 3 3/16" dia., slips 1/8 IP. **21852U-** Unfinished



Die Cast Brass Bobesche, 2 3/8" dia., slips 1/8 IP. **21851U-** Unfinished



Die Cast Brass Bobesche, 2" dia., slips 1/8 IP. **21850U-** Unfinished

Polybeeswax® Brand Candle Covers - Durable, Heat Resistant, and Color Fast!

Our Polybeeswax® Brand candle covers have the look of real beeswax candle covers, but are much more durable. Not only are these poly-resin covers heat resistant and washable, they will maintain their color and shape indefinitely. In addition, each cover is hand made with its own unique, hand-applied drip pattern. We also offer special size check rings to accommodate the base of the extra thick melting design cover. **All covers slip socket with paper insulator attached.** * PLEASE INQUIRE FOR LARGE QUANTITY PURCHASES



CANDELABRA BASE PolyBeeswax® Candle Covers, 7/8" I.D. X 1 1/16" O.D. Your Choice of Color!

IVORY COLOR

- 19900i-** 2"
- 19901i-** 3"
- 19902i-** 3 1/2"
- 19910i-** 4"
- 19903i-** 5"
- 19911i-** 6"
- 19905i-** 10"

GOLD COLOR

- 19900G-** 2"
- 19901G-** 3"
- 19902G-** 3 1/2"
- 19910G-** 4"
- 19903G-** 5"
- 19911G-** 6"
- 19905G-** 10"



EDISON (STANDARD) BASE PolyBeeswax® Edison (Standard base) Candle Covers, 1 1/4" I.D. X 1 1/2" O.D. Your Choice of Color!

IVORY COLOR

- 19912i-** 4"
- 19913i-** 6"

GOLD COLOR

- 19912G-** 4"
- 19913G-** 6"



NEW Flat White Color Polybeeswax® Brand Candle Covers. Your choice of size/height.

Candelabra Size (7/8" I.D., 1 1/16" O.D.)

- 19910T** - 4"
- 19911T** - 6"

Edison (Standard) Size (1 1/4" I.D., 1 1/2" O.D.)

- 19912T** - 4"
- 19913T** - 6"



NEW Gold Coin Color Polybeeswax® Brand Candle Covers. Your choice of size/height.

Candelabra Size (7/8" I.D., 1 1/16" O.D.)

- 19910Q** - 4"
- 19911Q** - 6"

Edison (Standard) Size (1 1/4" I.D., 1 1/2" O.D.)

- 19912Q** - 4"
- 19913Q** - 6"



Black Polybeeswax® candle covers with natural drips. Your choice of size/height.

Candelabra Size (7/8" I.D., 1 1/16" O.D.)

- 19910B** - 4"
- 19911B** - 6"

Standard Size (1 1/4" I.D., 1 1/2" O.D.)

- 19912B** - 4"
- 19913B** - 6"



Large Seating Ring designed to fit Poly Resin Candle Covers. Stamped steel, curved edge, slip 1/8 IP, brass plated and lacquered finish. See pages H-70 & H-71 for more finish options!

- 22504** - 1 1/8" dia.
- 22507** - 1 1/2" dia.
- 22508** - 1 3/4" dia.
- 22509** - 2" dia.

NEW Cream Color Polybeeswax® Brand Candle Covers. Your choice of size/height.

Candelabra Size (7/8" I.D., 1 1/16" O.D.)

- 19910CD** - 4"
- 19911CD** - 6"

Edison (Standard) Size (1 1/4" I.D., 1 1/2" O.D.)

- 19912CD** - 4"
- 19913CD** - 6"



Polybeeswax® Brand Candle Covers - Durable, Heat Resistant, and Color Fast!



Flat black polyresin candle cover, no drips, **candelabra base**, .83"- .84" I.D. (21.1MM) X 1.09" O.D. poly resin candle cover with rounded top & flat bottom, inside must slip socket #48317, +- 1mm height.

19910N- 4"
19911N- 6"

Flat black polyresin candle cover, no drips, **standard base**, 1.215"- 1.23" I.D. (30.9mm) x 1.48" O.D. poly resin candle cover with rounded top & flat bottom, inside must slip socket #48208i, +- 1mm ht.

19912N- 4"
19913N- 6"

Polybeeswax® Brand *Smooth* Candle Covers. Durable, Heat Resistant, Color Fast!

Candelabra Size ($\frac{7}{8}$ " I.D., $1\frac{1}{16}$ " O.D.)

19910W - 4" Ivory
19910P - 4" Gold
19911W - 6" Ivory
19911P - 6" Gold

Standard Size ($1\frac{1}{4}$ " I.D., $1\frac{1}{2}$ " O.D.)

19912W - 4" Ivory
19912P - 4" Gold
19913W - 6" Ivory
19913P - 6" Gold



Special Polybeeswax® **Candelabra Size** ($\frac{7}{8}$ " inside dia.) candle covers with an EXTRA-WIDE outside dia. of $1\frac{1}{4}$ ". Your choice of color & height

19820W - 4" Off-White
19820G - 4" Gold
19820i - 4" Ivory
19821W - 6" Off-White

Antique Polybeeswax® candle covers with natural drips. Your choice of size.

4" Candelabra Size ($\frac{7}{8}$ " I.D., $1\frac{1}{16}$ " O.D.)
19910A - Antique
4" Standard Size ($1\frac{1}{4}$ " I.D., $1\frac{1}{2}$ " O.D.)
19912A - Antique



Polybeeswax® Brand *Smooth* Candle Covers. Durable, Heat Resistant, Color Fast! **Cream** color, No Drip (CND)

Candelabra Size ($\frac{7}{8}$ " I.D., $1\frac{1}{16}$ " O.D.)

19910CND - 4" Cream
19911CND - 6" Cream

Standard Size ($1\frac{1}{4}$ " I.D., $1\frac{1}{2}$ " O.D.)

19912CND - 4" Cream
19913CND - 6" Cream



19820i- 4" ivory polyresin candle cover with drips, candelabra base with outside an extra-wide dia. of $1\frac{1}{4}$ " ($\frac{7}{8}$ " inside diameter)



Antler candle covers for antler chandeliers and rustic fixtures and sconces. These covers are of resin material.

Candelabra size ($\frac{7}{8}$ " inside dia.)

19840- 3"
19841- 4" (pictured)
19842- 6"



Front View

Side View

19843 - 4" ht. Antler candle covers for antler chandeliers and rustic fixtures and sconces. These resin covers have a slanted base for mounting on antler arms or irregular base. **Candelabra size** ($\frac{7}{8}$ " inside dia.)



21066- Brass Plated Candelabra Candle Cap, $1\frac{1}{16}$ " I.D., $\frac{5}{8}$ " ht.

Polybeeswax® Brand Candle Covers - Durable, Heat Resistant & Color Fast!

All resin candle covers are hand made and may vary slightly in color and size. To prevent overheating - light bulb should not be mounted within ¼" of the inside wall of the resin candle cover and candle cover should remain open on top. These covers are not to be used for electrical insulating purposes!



Top of candle cover extends about 5/8" beyond top of interior socket.

Special 4" & 6" ht. Polybeeswax® candle covers with a super-wide outside dia. of 2". Your choice of Size & Color.

Candelabra size (7/8" inside dia.)

4" Height

19830i - Ivory
19830G - Gold

6" Height

19831i - Ivory
19831G - Gold

Standard size (1 1/4" inside dia.)

4" Height

19832W - Off White

6" Height

19833W - Off White

Extra Thick - Gold color resin candle covers with melting candle design effect. (Top of cover extends about 5/8" beyond top of interior socket.)

Edison (standard) base, 1 1/4" I.D. X 2" O.D.

19992G - for 4" tall socket interiors
19993G - for 6" tall socket interiors

Large Diameter Resin Candle Covers

All resin candle covers are hand made and may vary slightly in color and size. To prevent overheating - light bulb should not be mounted within ¼" of the inside wall of the resin candle cover and candle cover should remain open on top. These covers are not to be used for electrical insulating purposes!



Large Diameter - Ivory color resin candle covers with a melting open-top design.

19982i - 3" O.D. X 4" ht., 2 5/16" I.D.
19983i - 3" O.D. X 6" ht., 2 5/16" I.D.
19985i - 4" O.D. X 6" ht., 3 3/8" I.D.



Large Diameter - Gold color resin candle covers with a melting open-top design.

19982G - 3" O.D. X 4" ht., 2 5/16" I.D.
19983G - 3" O.D. X 6" ht., 2 5/16" I.D.
19985G - 4" O.D. X 6" ht., 3 3/8" I.D.



Gold color resin candle cover shown with electric light inside



Large Diameter - Antique Gold color resin candle covers with a melting open-top design.

19982A - 3" O.D. X 4" ht., 2 5/16" I.D.
19983A - 3" O.D. X 6" ht., 2 5/16" I.D.
19985A - 4" O.D. X 6" ht., 3 3/8" I.D.

Polybeeswax® Brand Candle Covers - NEW! Square Candle Covers




1 1/2" square x .82"~.84" inside diameter GOLD color Polybeeswax® candle cover, fits **candelabra** sockets and fits our square check rings No. 22575U and 22575N. Your choice of ht.

- 19907G** - 4" height
- 19908G** - 6" height



1 1/2" square x .82"~.84" inside diameter IVORY color Polybeeswax® candle cover, fits **candelabra** sockets and fits our square check rings No. 22575U and 22575N. Your choice of ht.

- 19907i** - 4" height
- 19908i** - 6" height



22575U - Cast Brass Square Check Ring seats 1 1/2" x 1 1/2", outside measures 1 5/8" x 1 5/8", slips 1/8 IP. Polished brass, no lacquer



22575N - Cast Brass Square Check Ring seats 1 1/2" x 1 1/2", outside measures 1 5/8" x 1 5/8", slips 1/8 IP. Polished nickel finish.

NATURAL BEESWAX Candle Covers & Plastic Candle Covers

Natural beeswax candle covers compliment the original beauty of restored lamps. Each beeswax cover is hand made with applied wax drippings. They look real because they are real! A vast improvement over paper and plastic covers. Maximum of 40 watt bulb recommended by the manufacturer. All Beeswax covers have plastic lining and will slip over candelabra and standard base paper socket covers.



Ivory color beeswax candle covers
Candelabra Base, 7/8" I.D.
19940 - 4"
19942 - 6"
Edison (standard) base, 1 1/4" I.D.
19944 - 4"
19946 - 6"



Gold color beeswax candle covers
Candelabra Base, 7/8" I.D.
19970 - 4"
19972 - 6"
Edison (standard) base, 1 1/4" I.D.
19974 - 4"
19976 - 6"



Tan color beeswax candle covers
Candelabra Base, 7/8" I.D.
19950 - 4"
19952 - 6"
Edison (standard) base, 1 1/4" I.D.
19954 - 4"
19956 - 6"

Plastic Candle Covers



Ivory color plastic **candelabra base** candle cover with "drips" design. $\frac{13}{16}$ " I.D. (inside diameter). Your choice of height.

- 19800L2** - 2" ht.
- 19800L25** - 2 ½" ht.
- 19800L3** - 3" ht.
- 19800** - 4" ht.

White color plastic **candelabra base** candle cover with "drips" design. $\frac{13}{16}$ " I.D. (inside diameter). Your choice of height.

- 19801L2** - 2" ht.
- 19801L25** - 2 ½" ht.
- 19801L3** - 3" ht.
- 19801** - 4" ht.



Ivory color plastic **standard base** candle cover with "drips" design. $1\frac{1}{8}$ " I.D. (inside diameter). Your choice of height.

- 19815L2** - 2" ht.
- 19815L3** - 3" ht.
- 19815** - 4" ht.

White color plastic **standard base** candle cover with "drips" design. $1\frac{1}{8}$ " I.D. (inside diameter). Your choice of height.

- 19804L2** - 2" ht.
- 19804L3** - 3" ht.
- 19803** - 4" ht.



Clear Plastic **Candelabra Base** Candle Cover. .820/.840 inside diameter x .02" thick. Your choice of height.

- 19919CL** - 3" ht.
- 19927CL** - 4" ht.
- 19928CL** - 6" ht.



Clear Plastic **Standard Base** Candle Cover. 1.200/1.220 inside diameter x .02" thick. Your choice of height.

- 19930CL** - 4" ht.
- 19931CL** - 6" ht.



19801S- Candelabra base Candle Cover, Satin White color plastic with drips. $\frac{13}{16}$ " I.D., $\frac{7}{8}$ " outside dia. 4" ht.




19927BK- 4" ht., black color plastic **candelabra base** candle cover, .820/.840" inside diameter x .02" thick.



19930BK- 4" ht., black color plastic **standard base** candle cover, 1.200/1.220" inside diameter x .02" thick.

Plastic Candle Covers




Cream color plastic **Candelabra Base** candle cover. .820/.840" inside diameter x .02" thick.

- 19920C** - 2" ht.
- 19919C** - 3" ht.
- 19927C** - 4" ht.
- 19928C** - 6" ht.
- 19916C** - 8" ht.

Cream color plastic **Standard Base** candle cover. 1.200/1.220" inside diameter x .02" thick.

- 19918C** - 3" ht.
- 19930C** - 4" ht.
- 19931C** - 6" ht.
- 19929C** - 8" ht.



White Color plastic candle covers

<u>Candelabra Base</u> - .820/.840 I.D. X .020	<u>Standard Base</u> - 1.20/1.22 I.D. X .020
19920 - 2"	19917 - 2"
19919 - 3"	19918 - 3"
19927 - 4"	19930 - 4"
19928 - 6"	19931 - 6"
19916 - 8"	19929 - 8"
19921 - 12"	19922 - 12"



Beige color plastic candle covers w/drips.
Candelabra base, 1³/₁₆" I.D., 7⁸/₈" outside dia.
19802 - 4"
Edison (standard) base, 1³/₁₆" I.D., 1⁵/₁₆" outside diameter
19804 - 4"



19926L2- 2" **Candelabra base** black color plastic candle cover, black with Gold Drips. .820/.840" inside diameter

19926L3- 3" **Candelabra base** black color plastic candle cover, black with Gold Drips. .820/.840" inside diameter



19926- 4" **Candelabra base** candle cover, Black plastic with gold drips 1³/₁₆" I.D., 7⁸/₈" outside diameter, 4" ht.



19925L2- 2" **Candelabra base** white color plastic candle cover, white with Gold Drips. .820/.840" inside diameter



19925L3- 3" **Candelabra base** white color plastic candle cover, white with Gold Drips. .820/.840" inside diameter



19925- 4" **Candelabra base** white color plastic candle cover, white with Gold Drips. .820/.840" inside diameter

Paper Board Candle Covers



Antique Color paper board candle covers w/ drips. Imported. Great look for early restoration

- | | |
|---|--|
| <u>Candelabra base</u> , 3/4" I.D., 7/8" outside dia. | <u>Edison (standard) base</u> , 1 3/16" I.D., 1 5/16" outside diameter |
| 19971A - 2" | 19890A - 3" |
| 19978A - 3" | 19977A - 4" |
| 19979A - 4" | 19975A - 6" |
| 19973A - 6" | |
| 19989A - 8" | |



Gold tint **Ivory tint**

Drip Style paper board candle covers. Imported. Your choice of color and size.

Candelabra base, 3/4" I.D., 7/8" outside dia.

- 19971i** - 2" Ivory
- 19971** - 2" Gold
- 19978i** - 3" Ivory
- 19978** - 3" Gold
- 19979i** - 4" Ivory
- 19979** - 4" Gold
- 19973i** - 6" Ivory
- 19973** - 6" Gold
- 19989i** - 8" Ivory
- 19989** - 8" Gold

Edison (standard) base, 1 3/16" I.D., 1 5/16" outside diameter

- 19890i** - 3" Ivory
- 19890** - 3" Gold
- 19977i** - 4" Ivory
- 19977** - 4" Gold
- 19975i** - 6" Ivory
- 19975** - 6" Gold
- 19891** - 8" Gold



Gold tint **Ivory tint**

Plain paper board candle covers. Imported. Your choice of color and size.

Candelabra base, 3/4" I.D., 7/8" outside dia.

- 19805i** - 2" Ivory
- 19805** - 2" Gold
- 19812i** - 3" Ivory
- 19812** - 3" Gold
- 19806i** - 4" Ivory
- 19806** - 4" Gold
- 19808i** - 6" Ivory
- 19808** - 6" Gold
- 19813i** - 8" Ivory
- 19813** - 8" Gold

Edison (standard) base, 1 3/16" I.D., 1 5/16" O.D.

- 19814i** - 3" Ivory
- 19814** - 3" Gold
- 19807i** - 4" Ivory
- 19807** - 4" Gold
- 19809i** - 6" Ivory
- 19809** - 6" Gold



Edison (Standard base) plastic candle cover with gold drips. 1 3/16" I.D., 1 5/16" outside diameter, 4" ht.

- 19924**- White
- 19923**- Black



Antique Ivory Tinted Drip Candle Covers, Candelabra size (3/4" I.D., 7/8" outside dia.) Your choice of height.

- 19979Ai** - 4"
- 19973Ai** - 6"

Antique Ivory Tinted Drip Candle Covers, Standard size (1 1/4" I.D., 1 5/16" outside diameter) Your choice of height.

- 19977Ai** - 4"
- 19975Ai** - 6"



"Fiber Drip" paper candle covers with realistically painted Ivory tinted finish.

Candelabra base, 3/4" I.D., 7/8" outside dia.

- 19935i** - 4"
- 19933i** - 6"

Edison (standard) base, 1 1/4" I.D., 1 5/16" outside diameter

- 19934i** - 4"
- 19932i** - 6"



"Fiber Drip" paper candle covers with realistically painted Light Tan & Gold tinted finish.

Candelabra base, 3/4" I.D., 7/8" outside dia.

- 19935** - 4"
- 19933** - 6"

Edison (standard) base, 1 1/4" I.D., 1 5/16" outside diameter

- 19934** - 4"
- 19932** - 6"

Paper Board and Glass Candle Covers



SILVER LEAF COLOR paper board candle covers w/drips. Looks great w/crystal chandeliers, chrome or pewter fixtures. Your choice of size/height.

Candelabra Size ($\frac{3}{4}$ " I.D., $\frac{7}{8}$ " O.D.)

- 19971K** - 2"
- 19978K** - 3"
- 19979K** - 4"
- 19973K** - 6"
- 19989K** - 8"

Edison (Standard) Size ($1\frac{3}{16}$ " I.D., $1\frac{5}{16}$ " O.D.)

- 19890K** - 3"
- 19977K** - 4"
- 19975K** - 6"



FLAT WHITE COLOR paper board candle covers with drips - Looks great with wrought iron or bronze fixtures! Your choice of size/height.

Candelabra Size ($\frac{3}{4}$ " I.D., $\frac{7}{8}$ " O.D.)

- 19971T** - 2"
- 19978T** - 3"
- 19979T** - 4"
- 19973T** - 6"
- 19989T** - 8"

Edison (Standard) Size ($1\frac{3}{16}$ " I.D., $1\frac{5}{16}$ " O.D.)

- 19890T** - 3"
- 19977T** - 4"
- 19975T** - 6"



FLAT WHITE COLOR plain paper board candle covers. Looks great with new, trendy finishes. Your choice of size/height.

Candelabra Size ($\frac{3}{4}$ " I.D., $\frac{7}{8}$ " O.D.)

- 19805T** - 2"
- 19812T** - 3"
- 19806T** - 4"
- 19808T** - 6"
- 19813T** - 8"

Edison (Standard) Size ($1\frac{3}{16}$ " I.D., $1\frac{5}{16}$ " O.D.)

- 19814T** - 3"
- 19807T** - 4"
- 19809T** - 6"

White Glass Candle Sleeves for EURO and Candelabra Size (E12) Lamp Sockets



19904

19905

White Color Glass Candle Cover, 1" inside dia., 1.1" outside dia. Sized for EURO lamp sockets but will fit regular candelabra (E12) sockets.

- 19904**- 4" ht.
- 19905**- 6" ht.



CREAM COLOR plain (no drip) paper board candle covers. Looks great with new, trendy finishes. Your choice of size/height.

Candelabra Size ($\frac{3}{4}$ " I.D., $\frac{7}{8}$ " O.D.)

- 19806C** - 4"
- 19808C** - 6"

Edison (Standard) Size ($1\frac{3}{16}$ " I.D., $1\frac{5}{16}$ " O.D.)

- 19807C** - 4"
- 19809C** - 6"



FLAT BLACK COLOR plain paper board candle covers. Looks great with new, trendy finishes. Your choice of size/height.

Candelabra Size ($\frac{3}{4}$ " I.D., $\frac{7}{8}$ " O.D.)

- 19806B** - 4"
- 19808B** - 6"

Edison (Standard) Size ($1\frac{3}{16}$ " I.D., $1\frac{5}{16}$ " O.D.)

- 19807B** - 4"

Modern Brass and Steel Candle Covers

BRASS CANDELABRA SIZE CANDLE COVERS




Brass tube candle covers for **candelabra base** (E12) sockets. .82" (approx. $13/16$ ") inside dia., .87" (approx. $7/8$ ") outside dia.

WARNING: Risk of electrical shock - you must use an insulated socket with these metal candle sleeves. Your choice of finish and height.

- | | | | | | | |
|-----------------------------------|--|---------------------------------------|--|-----------------------------------|--|-----------------------------------|
| <u>3" HEIGHT</u> | | <u>4" HEIGHT</u> | | <u>6" HEIGHT</u> | | <u>8" HEIGHT</u> |
| 19851BR - Unfinished Brass | | 19909 - Polished & Lacquered | | 19853BR - Unfinished Brass | | 19854BR - Unfinished Brass |
| | | 19909A - Antique Brass Finish | | | | |
| | | 19909N - Nickel Plated Finish | | | | |
| | | 19909B - Antique Bronze Finish | | | | |
| | | 19909U - Unfinished Brass | | | | |

STANDARD SIZE CANDLE COVERS STEEL



Standard Base brass candle cover, 1.21"~1.22" inside diameter x 1.24" outside diameter, .026" thick wall, Unfinished Brass. Your choice of ht.

- 19862BR** - 4" ht.
19863BR - 6" ht.

Standard Base STEEL candle cover, 1.21"~1.22" inside diameter x 1.24" outside diameter, .026" thick wall. **WARNING:** Risk of electrical shock - you must use an insulated socket with these metal candle sleeves. Your choice of finish and height.

- | | |
|--------------------------------------|--------------------------------------|
| <u>4" HEIGHT</u> | <u>6" HEIGHT</u> |
| 19862BK - Satin Black Finish | 19863BK - Satin Black Finish |
| 19862S - Unfinished Steel | 19863S - Unfinished Steel |
| 19862SN - Satin Nickel Finish | 19863SN - Satin Nickel Finish |
| 19862SW - Satin White Finish | 19863SW - Satin White Finish |

WARNING: Risk of electrical shock - you must use an insulated socket with these metal candle sleeves.

Modern Steel Candle Covers

CANDELABRA-SIZE CANDLE COVERS



The smooth clean design and beautiful finishes exhibited by these modern candle covers lend elegance to chandeliers, fixtures, sconces, and lamps. They are especially suited for use when creating Industrial, Farmhouse, or Modern styles in chandelier lighting.

Candelabra base candle covers, .82"~.84" inside diameter x .87" outside diameter, .022" thick wall.
WARNING: Risk of electrical shock - you must use an insulated socket with these metal candle sleeves.
Your choice of finish and height.

3" HEIGHT

19851BK - Satin Black Finish
19851N - Nickel Plated
19851S - Unfinished Steel
19851SN - Satin Nickel Finish
19851SW - Satin White Finish

4" HEIGHT

19852A - Antique Brass Finish
19852BK - Satin Black Finish
19852N - Nickel Plated Finish
19852SN - Satin Nickel Finish
19852SW - Satin White Finish
19852S - Unfinished Steel

6" HEIGHT

19853A - Antique Brass Finish
19853BK - Satin Black Finish
19853N - Nickel Plated Finish
19853SN - Satin Nickel Finish
19853SW - Satin White Finish
19853S - Unfinished Steel

8" HEIGHT

19854BK - Satin Black Finish
19854SN - Satin Nickel Finish
19854SW - Satin White Finish
19854S - Unfinished Steel

Medium Base (E26) Antique Style Filament Light Bulbs

Require Larger Quantities? - Call For Quote



Medium Base Light Bulb with "Squirrel Cage" style filament. 5 1/2" ht.

- *47089 - 30W/130V
- *47105 - 40W/130V
- *47094 - 60W/130V, 240 lumens

*47113 - 60W/120V Medium Base Vintage Style Bulb with "Squirrel Cage" style filament. 5" ht.

Medium Base Vintage Style Light Bulb with "Hairpin" style filament. 4 3/4" ht.

- *47088 - 40W/120V
- *47111 - 60W/120V

47107 - 20W/120V Medium Base T9 Bulb with "Hairpin" style filament. 5 1/2" ht.

*All light bulbs on this page with an asterisk beside its item number will ship to you in an attractive color-printed box like this one.



Check Our **NEW LOWER** Prices on Antique Style Bulbs!

Medium Base Vintage Style Light Bulb with "Quad Loop" style filament. 4 1/4" ht.

- *47109 - 40W/120V
- *47110 - 60W/120V

47115 - 60W/120V Medium Base Vintage Style Bulb with "Squirrel Cage" style filament. 5" ht., 3 5/8" diameter

47173- 25 Watt, 120 Volt Medium base E26 vintage style bulb with squirrel cage style filament pattern, 4" height.

47114 - 60W/120V Medium Base Vintage Style Bulb with "Squirrel Cage" style filament. 4 1/4" ht.

47108 - 40W/120V Medium Base Vintage Style Bulb with "Spiral" style filament. 4 1/4" ht.

Candelabra Base (E12) Antique Style Light Bulbs



47112 - 25W/120V Candelabra Base Vintage Style Torpedo Bulb with "Diamond" style filament. 3 3/4" ht.

47177- A15, 25W/120V, Candelabra Base E12 Loop tungsten filament historic, antique light bulb reproduction, 3 3/4" ht.

47172- ST15, 25W/120V, Candelabra Base E12 "Squirrel Cage" tungsten filament historic, antique light bulb reproduction, 3 3/4" ht.

47174- T6, 25W/120V, Candelabra Base E12 "Squirrel Cage" tungsten filament historic, antique light bulb reproduction, 3 5/16" ht.

Over-Sized Vintage Style Light Bulbs for Custom Lighting

New Bulbs - New Looks! Along with some old favorites here, B & P Lamp introduces **New Industrial Style** light bulbs that borrow from those used in Mid-Century factories and offices. They are particularly useful in creating unique socket-cord pendant fixtures. Bulb **47209**, however, is also useful in improving a glass shade pendant in that it will slip inside most 4" fitter, glass pendant shades, where it helps to extend the filament down below the shade holder for a better appearance. All have amber tinted glass, and are rated 3000 hrs, 2200k, 120V, E26, & come in decorative boxes.



**SIZE COM-
PARISON**
to regular Edison-type bulb (our #47094, p. H-166 in Hardware catalog)

47209- E76
style, 40W.
6³/₄" x 3", spiral filament,

47210- A110
style, 40W.
7¹/₂" x 4³/₈",
spiral filament.

47208- ED120
style, 60W.
9¹/₂" x 4⁹/₁₆",
spiral filament.

47202- PS52
style, 60W.
11³/₄" x 6¹/₄",
spiral filament.

47201- T8
style, 60W.
11³/₄" x 1", spiral filament.

47203- 3.5K
style, 60W.
16¹/₄" x 4⁵/₈",
spiral filament.

Silver Bowl Reflector-type Incandescent Light Bulbs - Great for Pendant Fixtures!



47153- A21,
100W/130V, inside
frost bulb with silver
bowl, E26 medium
base, 5000 hours



47152- G25, 60W/130V,
3" Globe, clear bulb with
silver bowl, E26 medium
base, 3500 hrs. 4³/₈" ht.



47155- A19,
100W/130V, clear
bulb with silver bowl,
E26 medium base,
5000 hrs. 4¹/₄" ht.



47154- A19,
60W/130V, clear bulb
with silver bowl, E26
medium base, 5000
hrs. 4¹/₄" ht.



47156- G16 1/2,
25W/120V, 2" Globe,
clear bulb with silver
bowl, Candelabra base,
1500 hrs., 2³/₄" ht.




47146-S14,
11W/130V, E26
medium base in-
candescent light
bulb, white, 3000
hours, ideal for
String Lights

47145- S14,
11W/130V, E26
medium base in-
candescent light
bulb, clear, 3000
hours, ideal for
String Lights



Special Decorative Light Bulbs



47181 - 3W candelabra base E12 flame tip silicone T4 bulb, 130V, bulb height 1 1/2", overall height 3 1/4"

47182 - 3W candelabra base E12 flame tip champagne color silicone T4 bulb, 130V, bulb height 1 1/2", overall height 3 1/4"

47006 - Candelabra base, Flame Tip, Silicone Decorative Bulb, 6W Clear, 130V. Bulb ht. 1 1/2", Overall ht. 4 1/4"

47006i - Candelabra base, Flame Tip, Silicone Decorative Bulb, 6W Clear, 130V. Bulb ht. 1 1/2", Overall ht. 4 1/4"

47007i - CA-5-15mm, Candelabra base, Flicker Flame bulbs with 3" silicone tip. 3W, E12, 3000 hr. Clear, 130V Bulb ht. 2 3/4", Overall ht. 4 1/2"

47180 - 15W candelabra base E12 flame tip silicone bulb, 130V, bulb height 3", overall height 4 7/8"

47008i - C7, Night Lite bulbs w/3" silicone tip. 130V, 7.5W, E12, 3000 hr. Clear. Bulb ht. 2 1/8", Overall ht. 5"



Medium base, small silicone tipped bulb, 4 1/2" ht., 7 1/2W, 3,000 hrs. 130V. Your choice of color!

47102-Champagne tip
47103- Clear tip

47332 - 4 watt candelabra base (E12) incandescent bulb with champagne color silicone tip. 130V, 3000 hr., bulb height 2 1/8", Overall height ~4 1/8"



47333 - 7 watt candelabra base (E12) incandescent amber color bulb with silicone tip. 130V, 3000 hr., bulb height 2 1/8", Overall height ~4 1/4"



47334 - 7 watt candelabra base (E12) incandescent clear bulb with silicone tip. 130V, 3000 hr., bulb height 2 1/8", Overall height ~4 1/4"



47328 - 3 watt candelabra base (E12) flicker flame Silicone tip Decorative Bulb, Incandescent, Overall height 4" approx.



Candelabra base (E12), Flicker Flame decorative bulbs, rated 3 watts, 1,500 hrs.

47072 - Candelabra base, Flame Tip, Clear Flicker Flame CA-5 - 15 mm bulb, 3 watt.

47070 - Candelabra base, Flame Tip, Clear Flicker Flame CA-8 - 32 mm bulb, 3 watt.

47071 - Medium base clear (E26), Flicker Flame decorative bulb, CA-10, 32mm bulb. 1,500 hrs., 3 watt



Incandescent Special Purpose & Flood Bulbs

Check our Lower Prices On Bulbs!

F-15
Medium base,
Flame Bulb,
4 3/8" long,
3000 hrs.,
130V

47137- 25W -
Amber
47138- 40W -
Amber



F-15
Medium base,
Flame Bulb,
4 3/8" long,
3000 hrs.,
130V

47139- 25W -
White
47140- 40W -
White



F-15
Medium base,
Flame Bulb,
4 3/8" long,
3000 hrs.,
130V

47135- 25W -
Clear
47136- 40W -
Clear



47194- 7 Watt Star In-
candescent Light Bulb
2700K Clear E12 (Can-
delabra) Base, 120 Volt,
7 point star, 2 3/4" ht.



47197- T6, Can-
delabra base, 3" ht.
Tubular filament
bulb, 2000 hrs.,
120V-15W, clear



47192- Cande-
labra base E12 tu-
bulb, 2000 hrs.,
15W-120V T7
bulb, 2 1/4 ht.



F-10
Candelabra base, Flame
Bulb, 3" long, 3000 hrs.,
130V

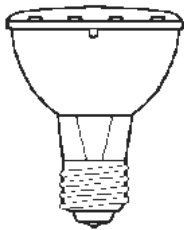
47130- 15W - Clear
47133- 15W - White
47134- 25W - White




F-10
Candelabra base, Flame
Bulb, 3" long, 3000 hrs.,
130V

47132- 25W - Amber

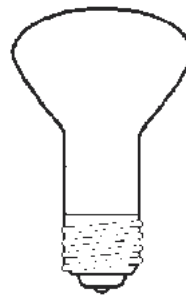
Halogen Flood



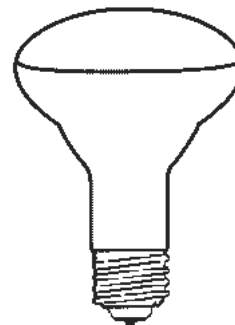
47028 - Par-20
Medium base,
HALOGEN, Nar-
row Flood 30 degree,
50 watt, 2000 hrs.



47040 - R-16
Medium base,
Flood, Reflector
Track bulb, Long
Life, 40 watt, 3000
hrs., incandescent



R-20 Medium base,
Flood, Reflector Track
bulb, Long Life, 3000
hrs., incandescent
47041 - 30 watt
47042 - 45 watt



47045 - BR-30
Medium base,
Flood bulb, 65
watt, 5000 hrs.,
incandescent

Medium Base Incandescent Flood

Incandescent Light Bulbs



CA-8
Candelabra base,
Flame Tip Decorative
Bulb. 2500 hrs. , 130V
47142- 15 watt -
Clear
47143- 15 watt -
Frost



T-10
Medium base, Tubular,
Display or Appliance
bulb, 2500 hrs.
47014 - 25 watt - Clear
47015 - 40 watt - Clear



C-11
Candelabra base, "Spunglow" Flame
Tip decorative bulb. The Spunglow
satin finish creates a warm gas light
type effect. 1500 hrs.
47099 - 25 watt -
Spunglow satin
47100 - 60 watt -
Spunglow satin




C-15
Medium base, "Spunglow"
Flame Tip, decorative bulb.
The Spunglow satin finish
creates a warm gas light type
effect. 1500 hrs.
47097 - 25 watt -
Spunglow satin
47096 - 40 watt -
Spunglow satin
47095 - 60 watt -
Spunglow satin



CA-5
Candelabra Base
E12 flame twist
decorative bulb,
7.5W
47004F- Frost
(pictured)
47004 - Clear



47003-
CST-6 Cande-
labra base,
"Puntino" Spiry
Tip Clear deco-
rative bulb, 15
watt, 1500 hrs.



47050 - S-11
Intermediate
base, Clear High
Intensity bulb, 2"
tall, 1½" dia., 40
watt, 1000 hrs.



Petite CT
Candelabra base,
Torpedo Tip Petite
Decorative bulb,
25mm. 3,000 hrs.
47189 - 15
watt - Clear
47021 - 25
watt - Clear
47022 - 40
watt - Clear



CF
Candelabra base, Flame
Tip Decorative bulb,
3000 hrs.
47010 - 15W - Clear
47011 - 25W - Clear
47013 - 60W - Clear



CT, B10, E12
Candelabra base, Torpe-
do Tip Decorative
bulb, 32 mm, 3000 hrs.
47190 - 15W - Clear
47000 - 25W - Clear
47191F - 25W - Frost
47001 - 40W - Clear
47001F - 40W - Frost
47002 - 60W - Clear
47002F - 60W - Frost



ET
Medium base, Torpedo
Tip Decorative bulb,
32 mm, 3000 hrs.
47023 - 25W - Clear
47023F - 25W - Frost
47024 - 40W - Clear



EF
Medium base, Flame
Tip Decorative bulb,
3000 hrs.
47018 - 40W - Clear
47018F - 40W - Frost

Incandescent & Halogen Light Bulbs

Check our Lower Prices On Bulbs!




G-16.5
Candelabra (E12) base, 2"
Vanity Globe, Long Life
decorative bulb, 3000 hrs.

- 47195** - 15 watt - Clear
- 47196** - 15 watt - White
- 47066** - 25 watt - Clear
- 47067** - 25 watt - White
- 47068** - 40 watt - Clear
- 47069** - 40 watt - White

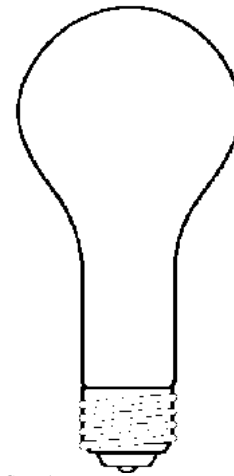


47009 - G16.5, 2"
(E26), LED White
Globe, 120V, 2700K,
25,000 hr. rating. 1.4
watt, replaces 15 watt inc-
andescent



G-25
Medium base, 3" Vanity
Globe, Long Life deco-
rative bulb, 3500 hrs.

- 47075** - 25 watt, White
- 47073** - 40 watt, Clear
- 47076** - 40 watt, White



PS-25
Mogul base, 3-Way Soft
White bulb, GE Brand.


- 47148** - 50/100/150 watt,
2000 hrs.
- 47082** - 100/200/300 watt,
1200 hrs.



47248 - B10 Antique style
LED light bulb with clear
glass and squirrel cage fila-
ment, E26 base, 15,000 hr.
service life, 4 Watt (40 watt
equivalent), 350 lumens,
82CRI, 2700K, dimmable, 3
yr. warranty. 3.78 inches over-
all height



47250 - CA10 Antique
Style Candelabra LED
light bulb with amber
glass and squirrel cage
filament, E12 base,
15,000 hr. service life,
4 Watt (40 watt
equivalent), 350 lu-
mens, 75CRI, 2200K,
dimmable, 3 yr. war-
ranty. 4.09 inches over-
all height



A-15
Medium base, all - purpose,
fan light, and appliance bulb.
Recommended in down lights
& enclosed shade applica-
tions. 3000 hr.

- 47030** - 40 watt Clear
- 47031** - 40 watt Frost

J-Type, T-3 Double-Ended Halogen Bulb.

47124- 4 1/16" long (118mm) 300W, 130V Clear
Bulb fits socket #48361

47123- 3 1/8" long (78mm) 150W, 130V Clear
Bulb fits socket #48360

GX5.3 Base, Halogen
Flood, 12V, 3000 hrs.

47034- 36 degree, 20W, fits
Halogen socket #48363

47035- 38 degree, 50W, fits
Halogen socket #48363

GY6.35 Base
Miniature
Halogen
Quartz Bulb.
2000 hrs.

47185- **JC-Type**, 35W, 12V Clear Bulb fits Halogen
sockets #48364 & #48363

47186- **JC-Type**, 50W, 12V Clear Bulb fits Halogen
sockets #48364 & #48363

47120- **JC-Type**, 75W, 12V Clear Bulb fits Halogen
sockets #48364 & #48363

47122- **JCD-Type**, 20W, 130V Clear Bulb fits Halogen
sockets #48364 & #48363

JD Type, Mini Can Halogen
Lamp, Single Ended Base, fits
Halogen socket #48365
130V, 2000 hrs.

47126- 50W
47127- 75W
47128- 100W

LED Light Bulbs For G9 Base and E12 Candelabra Sockets

These LED light bulbs for G9-base lamp sockets are 100% mercury free, and fit our lamp sockets #47732, 47733, 47734, & 47735 and others. AVERAGE LIFE 10,000 hrs



47270 - 35 watt-equivalent T4 LED light bulb with G9 base. This 3000K Warm White dimmable bulb produces 350 lumens using only 3.5 watts. RoHS compliant. 350 Lumens.



47271 - 25 watt-equivalent LED light bulb w/G9 base. This 3000K Warm White dimmable bulb produces 225 lumens using 2.3 watts. RoHS compliant. 225 Lumens.



47272 - 40 watt-equivalent LED light bulb with G9 base. This 3000K Warm White dimmable bulb produces 500 lumens using 4.5 watts. RoHS compliant. 500 Lumens.



47273 - 60 watt-equivalent LED light bulb with G9 base. This 3000K Warm White dimmable bulb produces 750 lumens using only 6.5 watts. RoHS compliant. 750 Lumens.



47295 - E12 candelabra base LED CA10 clear dimmable bulb, 15,000 hours, 5.5 watt (**60 watt equivalent**), 120 volt, 500 lumen, 2700K, omnidirectional.



47296 - E12 candelabra base LED CA10 clear dimmable bulb, 15,000 hours, 2.5 watt (**20 watt equivalent**), 120 volt, 180 lumen, 2700K, omnidirectional



47297 - E12 candelabra base LED CA10 dimmable frosted bulb, 15,000 hours, 3.8 watt (**40 watt equivalent**), 120 volt, 300 lumen, 2700K, omnidirectional



47322- E12 candelabra base LED CA11 dimmable bulb, 25,000 hours, 5 watt (**40 watt equivalent**), 120 volt, 300 lumen, 2700K, UL listed



Pack of 4, C7 night light E12 candelabra base LED bulb, 15,000 hours, 120 volt, 2700K, no ultraviolet rays emitted.
47300 - .35 watt actual, (**4 watt equivalent**), 15 lumens
47301 - .60 watt actual, (**7 watt equivalent**), 30 lumens



47331- E12 candelabra base LED B11 dimmable soft white bulb, 15,000 hours, 4.5 watt (**40 watt equivalent**), 120 volt, 450 lumen, 2700K



47330- E12 candelabra base LED B11 dimmable soft white bulb, 15,000 hours, 2.5 watt (**25 watt equivalent**), 120 volt, 180 lumen, 2700K



47315- E12 candelabra base LED B11 clear dimmable bulb, 25,000 hours, 3 watt (**25 watt equivalent**), 120 volt, 180 lumen, 2700K



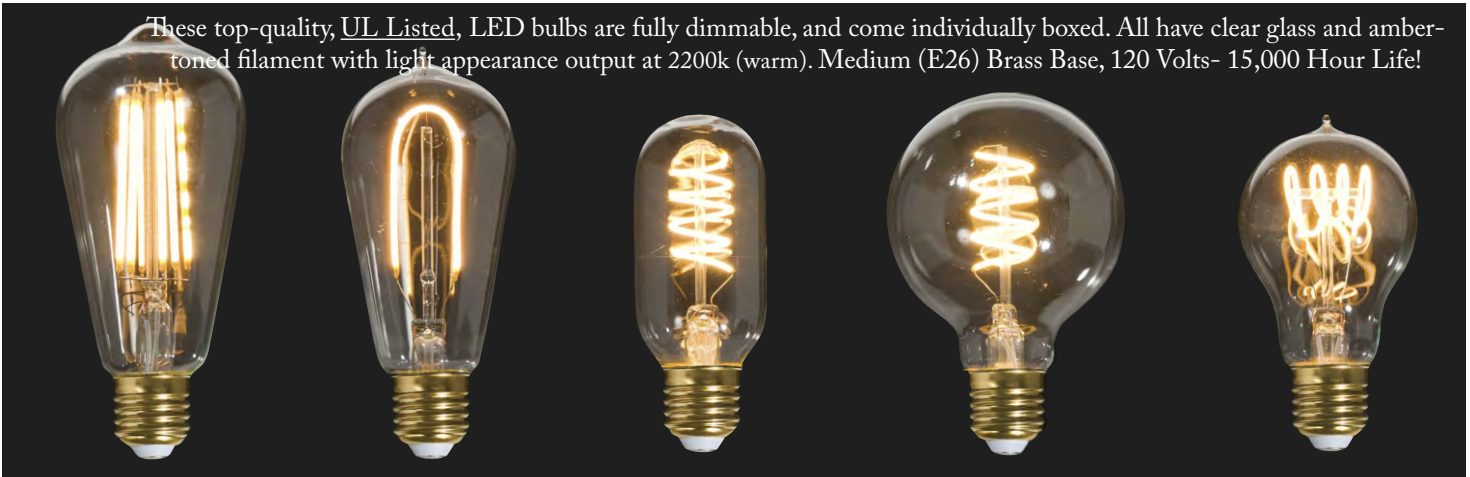
47316- E12 candelabra base LED B11 clear dimmable bulb, 25,000 hours, 4.5 watt (**40 watt equivalent**), 120 volt, 300 lumen, 2700K



47317- E12 candelabra base LED CA10 clear dimmable bulb, 25,000 hours, 1 watt (**10 watt equivalent**), 120 volt, 25 lumen, 2700K

LED Curved Filament Vintage Style E26 Light Bulbs

These top-quality, UL Listed, LED bulbs are fully dimmable, and come individually boxed. All have clear glass and amber-toned filament with light appearance output at 2200k (warm). Medium (E26) Brass Base, 120 Volts- 15,000 Hour Life!



47264 - LED Edison Bulb - ST64, Curved Vintage Style Squirrel Cage Filament (6 filaments). 2.5" diameter, 5.5" tall. 6 Watts (60 Watt incandescent equivalent)- Brightness: 540 Lumens.

47263 - LED Edison Bulb - ST18, Curved Vintage Style Hairpin Filament. 2 3/8" diameter, 4 3/4" tall. 4 Watts (40 Watt incandescent equivalent)- Brightness: 240 Lumens.

47262 - LED Edison Bulb - T14, Curved Vintage Style Spiral Filament. 1 3/4" diameter, 4 3/8" tall. 4 Watts (40 Watt incandescent equivalent)- Brightness: 240 Lumens.

47261 - LED Edison Bulb - G25, Curved Vintage Style Spiral Filament. 3" diameter, 4 3/8" tall. 4 Watts (40 Watt incandescent equivalent)- Brightness: 240 Lumens.

47260 - LED Edison Bulb - A19 Curved Vintage Style Loop Filament. 2 3/8" diameter, 4 1/4" tall. 4 Watts (40 Watt incandescent equivalent)- Brightness: 240 Lumens.



47294- Vintage style, E26 medium base LED T10 amber dimmable bulb, 15,000 hours, 4.5 watt (40 watt equivalent), 120 volt, 300 lumen, 2200K, omnidirectional

47292 - Vintage style, E26 medium base LED ST19 amber dimmable bulb, 15,000 hours, 7 watt (60 watt equivalent), 120 volt, 650 lumen, 2200K, omnidirectional

General Purpose LED Light Bulbs For E26 Med. Base Sockets



47291 - E26 medium base LED G25 clear dimmable bulb, 15,000 hours, 5.5 watt (60 watt equivalent), 120 volt, 500 lumen, 3000K, omnidirectional



47290- E26 medium base LED G25 warm white dimmable bulb, 15,000 hours, 5.5 watt (60 watt equivalent), 120 volt, 500 lumen, 2700K, omnidirectional



General purpose E26 medium base soft white LED dimmable bulb, 15,000 hours, 120 volt, 2700K, omnidirectional, looks like a standard light bulb, no ultraviolet rays emitted.

47302 - A-19, 450 Lumen (40 watt equivalent) Pack of 4

47303 - A-19, 800 Lumen (60 watt equivalent) Pack of 4

47304 - A-21, 1600 Lumen (100 watt equivalent) Pack of 2



47335- E26 medium base LED B11 dimmable soft white bulb, 15,000 hours, 2.5 watt (40 watt equivalent), 120 volt, 200 lumen, 2700K



47318- E26 medium base LED B11 clear dimmable bulb, 25,000 hours, 5 watt (40 watt equivalent), 120 volt, 300 lumen, 2700K



47319- E26 medium base LED CA13 clear dimmable bulb, 25,000 hours, 7 watt (60 watt equivalent), 120 volt, 500 lumen, 2700K



47325- E26 medium base LED B13 clear dimmable bulb, 25,000 hours, 7 watt (60 watt equivalent), 120 volt, 500 lumen, 2700K

Aluminum Lamp Socket Covers / Shade Holders



11656A - Antique Brass Finish



11656BK - Satin Black Finish



11656C - Polished Copper Finish



11656N - Polished Nickel Finish



11656SN - Satin Nickel Finish



11656W - Glossy White Finish



11656SN - Disassembled



11656A - With #10743A Shade Holder

Aluminum Socket Covers for E26 Socket

Socket cover shade holder threaded 1/8 IPS, die cast aluminum with detachable screw collar, 2 1/16" tall x 1 15/16" max diameter, 1 5/8" fitter diameter to fit slip washer mount type bulb cage series #08376 and many glass shades with 1 11/16" inside diameter holes. Also fits our 2 1/4" fitter size #10743 series shade holders.

Aluminum and Wooden Lamp Socket Covers Complete with Medium-Size E26 Socket and Mounting Hardware

Lamp socket cover threaded 1/8 IPS comes complete with medium-size E26 lamp socket (our #47610B) with quick connect terminals, one black color cord bushing, 2 nipples, and lock washer. Also, socket cover fits our bulb cage series #08376, our #10743 series shade holders, and glass shades with an inside diameter of 1 11/16". **YOUR CHOICE** of socket cover finish (see finishes above).

- 48731A** - Antique Brass Finish
- 48731BK** - Satin Black Finish
- 48731C** - Polished Copper Finish
- 48731N** - Polished Nickel Finish
- 48731SN** - Satin Nickel Finish
- 48731W** - Glossy White, Steel



Illustration of hardware kit for 48731 (aluminum) and 48733 (wood) series lamp socket and cover.



11664U - 2 5/8" tall x 1 5/8" inside diameter beech wood socket cover, 7/16" center hole slips 1/8 IP. Stains or paints easily, unfinished, not laminated

48733 - 2 5/8" tall x 1 5/8" inside diameter **unfinished beech wood** socket cover with center hole that slips 1/8 IP and comes COMPLETE with E26 quick-connect, medium lamp socket, black nylon cord bushing, and hardware kit (see above) for pendant mounting application.



Steel & Brass Lamp Socket Cups for E26 Medium Base Sockets



10850U- Modern conical shaped E26 medium socket cup or cast brass glass shade holder, 1 1/4" top diameter, 3 5/16" bottom diameter, 4" height, tap 1/8F center hole, unfinished brass



10851U- Modern socket cup, cast brass, 4" height, 7/8" x 7/8" square top, 2 1/2" x 2 1/2" square bottom, tap 1/8F center hole, fits E26 medium sockets. Unfinished

2" Ht. Metal Socket Cups for E26 Medium Base Socket

Steel socket cups (#11661U is unfinished brass), center hole that slips 1/8 IP. **2" tall**, 1 1/2" diameter, 1.46" inside diameter, fits E26 (medium) sockets 48101, 48104, & 48105, center hole slips 1/8IP. Your choice of metal/finish



11661 - Brass Plated Steel



11661N - Nickel Plated Steel



11661SN - Satin Nickel Plated Steel



11661U - Stamped **BRASS**, Unfinished

Socket Cup, **2 1/2" tall**, 1 3/4" outside dia., center hole slips 1/8 IP, comes complete with medium-size E26 lamp socket (47610B) with quick connect terminals, two styles of black color cord grip bushings, 2 nipples, lock washer, **YOUR CHOICE** of socket cup finish (see finishes at top of the page H-176).

- 48732** - Brass Plated Steel
- 48732SB** - Satin Brass, Brass
- 48732A** - Antique Brass, Steel
- 48732BK** - Satin Black, Steel
- 48732BL** - Glossy Black, Steel
- 48732C** - Polished Copper, Steel
- 48732N** - Polished Nickel, Steel
- 48732S** - Unfinished Steel
- 48732SN** - Satin Nickel, Steel
- 48732U** - Unfinished Brass
- 48732W** - Glossy White, Steel

Metal Lamp Socket Cups Complete with Medium-Size E26 Socket and Mounting Hardware



48732BK with set screw style cord grip bushing



Illustration of hardware kit for 48732 series lamp socket and cover.

Stamped Steel & Brass Lamp Socket Cups



11661T - Polished Brass Plated Steel



11661TA - Antique Brass Finish



11661TBK - Satin Black Finish



11661TBL - Gloss Black Finish



11661TC - Copper Plated Finish



11661TN - Polished Nickel Finish



11661TSB - Satin Brass Finish



11661TU - Unfinished Brass



11661TS - Steel, Unfinished



11661TSN - Satin Nickel Finish



11661TW - Glossy White Finish

Metal Socket Cups for E26 Socket

Steel lamp socket cups (#11661TU is unfinished brass), 2½" tall, 1¾" outside diameter, 1⅝" inside diameter. This lamp socket cup is of a slightly larger size which fully covers and properly fits our E26 (medium) sockets 48101, 48104, 48302, 48303, 48301, & 48105. Center hole slips 1/8IP. Steel is of a medium heavy gauge that will not easily bend or warp.



11664U - 2⅝" tall x 1⅞" O.D. x 1.57" I.D. beech wood socket cover, 7/16" center hole slips 1/8 IP. Fits E26 (medium sockets). Stains or paints easily, unfinished, not laminated



11661U - Unfinished Brass socket cup, 2" tall, 1½" diameter, 1⅝" inside diameter, fits E26 (medium) sockets 48101, 48104, & 48105, center hole slips 1/8IP.



11652U - Unfinished Brass



11652N - Polished Nickel Finish



11652S - Unfinished Steel

Brass lamp socket cup, 2⅞" tall, 1¾" outside diameter, 1⅝" inside diameter. This lamp socket cup fits our E26 (medium) sockets 48101, 48104, 48302, 48303, 48301, 48105. Center hole slips 1/8IP, brass is of a medium heavy gauge that will not easily bend or warp, Your Choice of Finishes



11662S- Metal socket cup, unfinished steel, 3" tall, 1⅝" diameter, 1⅞" inside diameter, fits E26 (medium) sockets 48101, 48104, & 48105, center hole slips 1/8IP

11663S- Metal "Eyeball" socket cup, unfinished steel, 2⅞" tall, 2⅞" diameter, 1⅞" opening, fits E26 (medium) sockets 48101, 48104, & 48105, center hole slips 1/8IP



Metal Socket Cups

Metal Socket Cups for Candelabra E12 Sockets

Metal socket cup, 1 15/16" tall, 1" diameter, 15/16" inside diameter, fits E12 (candelabra) porcelain socket 48312 and other short candelabra sockets, center hole slips 1/8IP. Your choice of metal/finish



11660 - Brass Plated Steel



11660N - Nickel Plated Steel



11660S - Unfin. Steel



11665U - Brass socket cup, unfinished brass, 2 3/8" tall, 1.2" diameter, 1.14" inside diameter, fits E12 porcelain socket 48312 and similar-sized candelabra sockets center hole slips 1/8IP



11653S - Unfinished Steel



11653U - Unfin. Brass

Cone shaped stamped brass cup, 2 9/16" diameter x 1 5/16" tall, top diameter 7/8", slips 1/8IP, unfinished. Your Choice of Finishes



11654S - Unfin. Steel



11654U - Unfin. Brass

Dome shaped stamped brass socket cup, 2 3/8" diameter x 1 3/4" tall, top diameter 7/8", slips 1/8IP. Your Choice of Finishes



11660A - Antique Brass Finish



11660BK - Satin Black Finish



11660SN - Satin Nickel Finish



11660U - Unfin. Brass



11659U - Spun brass cylinder, fits E26 medium base sockets 6 1/4" long x 2 1/16" O.D. x 2" I.D., 7/16" center hole to slip 1/8IP, unfinished



11527S - Stamped steel neckless E12 candelabra socket cup, 2 3/4" tall x 1 3/4" O.D., 1 5/8" I.D., slips 1/8IP, hole, unfinished steel



11527U - Stamped brass neckless E12 candelabra socket cup, 2 3/4" tall x 1 3/4" O.D., 1 5/8" I.D., slips 1/8IP, hole, unfinished brass



11655S - Cone shaped stamped steel socket cup for E12 candelabra sockets, 2 1/16" dia. x 2 3/8" tall, top diameter 7/8", slips 1/8IP, raw steel lightly oiled to prevent rust



11655U - Cone shaped stamped brass socket cup for E12 candelabra sockets, 2 1/16" diameter x 2 3/8" tall, top diameter 7/8", slips 1/8IP, slips 1/8IP, unfinished brass

Brass Cone Shaped Socket Cup fits both E12 candelabra and E26 medium lamp sockets, 2.25" max O.D. x 3 3/8" tall x 1 1/16" top diameter, 7/16" center hole to slip 1/8IP, Your Choice of Finishes



11657BK - Satin Black Finish



11657N - Polished Nickel Finish



11657SN - Satin Nickel Finish



11657U - Unfinished Brass



11657W - Glossy White Finish



11657S - Steel cone shaped socket cup, 2.25" max O.D. x 3 3/8" tall x 1 1/16" top diameter, 7/16" center hole to slip 1/8IP, unfinished steel lightly coated in oil to prevent rust

Glass Holders



Solid brass glass holder cup for 1 5/8" fitter glass. 1 7/8" O.D. X 1 3/8" ht.

10747U- Brass, Unfin.
10747N- Nickel Plated Brass



10909U- Cast Brass Cup for 1 3/4" glass, 1 7/8" tall X 2" O.D. . Slips 1/8 IP, Unfinished Brass



10695U- Die Cast Brass Deco Style holder, 2 1/4" fitter size, 1 1/2" ht., 2 9/16" O.D slips 1/8 IP. Unfinished



10765U - 2 1/4" fit die cast brass holder, 1 7/8" tall x 2 5/8" diameter, slips 1/8F, 3 set screws, unfinished



10697U- 2 1/4" fitter die cast brass lamp shade holder, 2 5/8" O.D., 1 3/8" tall, tap 1/8F, unfinished



Item #11521A shown with neckless shade

Stamped steel neckless pendant glass shade holder socket cover, 1.2" tall x 1.94" O.D., slips 1/8IP, for use with 2.25" fitter neckless pendant glass shades (glass hole I.D. 1 5/8"). May be used with our sockets #48108, 47705 - page H-31

11529N- Nickel Plated (pictured)
11529A- Antique Brass Finish
11529BK- Satin Black Finish



Nickel plated



Antique brass



Satin black

Stamped steel neckless pendant glass shade holder socket cover, 1.60" tall x 2.40" O.D., slips 1/8IP, for use with 2.25" fitter neckless pendant glass shades (glass hole I.D. 1 5/8"). May be used with our sockets #48108, 47705 - page H-31

11521BK- Satin Black Finish
11521A- Antique Brass Finish
11521N- Nickel Plated Brass



Satin black



Antique brass



Nickel plated

Captive Ring Shade Holder w/Our #48108 - E26 Captive Ring Lamp Socket



Captive Ring-type shade holders fits threaded sockets #47705, #47752, and #48108 with a captive ring. Made of steel material with satin black finish and lacquer. Safe, vented design allows downward facing pendants and fixtures to the cool lamp socket and bulb. Has center hole ~ 1.47" I.D. Your choice of shade fitter size.

20046BK - 3 1/4" fitter size shade holder
20047BK- 4" fitter size shade holder



20047BK



20046BK



Illustration of Mason jar holder, other parts not included



20051BK- Steel Mason jar lid with 1.40" diameter center hole to fit E26 phenolic pendant socket with ring (not included). 10 air vent holes (.22" diameter), 2 7/8" O.D., satin black finish.

Handel Style Heat Caps, Bead Chain Hardware



22623B - 2-Piece Handel style shade rest heat cap with flared neck to fit leaded glass shades, 3 15/16" O.D. at flare, 3 11/16" O.D. at the edge dome, 3 5/8" I.D., 2 3/4" height, finial tapped 1/4-27F, center hole slips 1/4-27 rod. Brass material with Antique Bronze Finish



22623U - 2-Piece Handel style shade rest heat cap with flared neck to fit leaded glass shades, 3 15/16" O.D. at flare, 3 11/16" O.D. at the edge dome, 3 5/8" I.D., 2 3/4" height, finial tapped 1/4-27F, center hole slips 1/4-27 rod. Unfinished Brass



22627B - Brass three piece Handel Style heat cap set for glass dome shades, top cap 4" O.D. x 1 1/2" tall, inside cap is 3 7/8" O.D. x 7/16" tall, finial is tapped 1/4-27F, center hole slips 1/4-27 rod, Antique Bronze Finish



10914N - Polished Nickel Finish, BRASS



10914U - Unfinished, BRASS



22627 - Brass three piece Handel Style heat cap set for glass dome shades, top cap 4" O.D. x 1.16" tall, inside cap is 3.9" O.D. x .41" tall, finial is .86" diameter x 1.02" tall and is tapped 1/4-27F, 6.3mm center hole on both pieces to slip 1/4-27 rod, Polished & Lacquered Finish



10914S - Unfinished, STEEL

Brass Bead-Chain Shade Holder for mounting 3 strands of #6 bead from the holder to a Bead-Chain shade, 3 1/2" O.D. x 3" tall, top diameter 1.5", rolled bottom edge, 7/16" diameter center hole slips 1/8 IP. Your choice of metal and/or finish



10929A - Antique Brass Finish



10929B - Antique Bronze Finish



10929BK - Satin Black Finish



10929 - Polished & Lacquered Brass



10929N - Nickel Plated



10929S - Unfinished Steel

Brass Bead-Chain Shade Holder for mounting 3 strands of #6 bead (our item No. 48600) from the holder to a Bead-Chain shade. Has 2 1/2" I.D. and covers standard (E-26) sockets, center hole slips 1/8 IP, 3 3/8" ht, Your Choice of Finishes


Neckless Ball Shade Holders and Holder Kits



Neckless Ball Holder Kits. Kits include white enamel neckless ball holder, standard size porcelain socket, 8 ft. white 18/3 SVT lamp cord, white enamel canopy and mounting hardware. Shades not included.

11790- Kit for 4" top opening neckless shades

11791- Kit for 5" top opening neckless shades



White Enamel Neckless Ball Holders. 2-piece set includes white enamel neckless ball holder and "backing" insert that goes inside the shade. No mounting hardware included.


11792- Holder for 4" top opening neckless shades

11793- Holder for 5" top opening neckless shades

3" Neckless Ball Shade Holders will fit lamp shades with a 3" opening. Outside Cap = 4.12" dia. x 7/8" deep, inside galvanized steel holder measures 4" x 2.40". This set is intended for neckless ball shades that have 3" openings and should work with 6" outside diameters.

4" Neckless Ball Shade Holders will fit lamp shades with a 4" opening. Outside Cap = 5 1/8" dia. x 7/8" deep, inside galvanized steel holder measures 4 3/4" x 3 5/8". This set is intended for neckless ball shades that have 4" openings and 8" to 10" outside diameters.

5" Neckless Ball Shade Holders will fit lamp shades with a 5" opening. Outside Cap = 6 9/16" dia x 7/8" deep, inside galvanized steel holder measures 5 15/16" x 4 15/16". This set is intended for neckless ball shades with 5" openings and should work with 12", 14" & some 16" outside diameter shades.




Satin Black Finish Neckless Ball Holders. 2-piece set includes satin black enamel neckless ball holder and "backing" insert that goes inside the shade. No mounting hardware included.

11774BK- Holder for 3" top opening neckless shades

11792BK- Holder for 4" top opening neckless shades


11793BK- Holder for 5" top opening neckless shades



Satin Brass Neckless Ball Holders. 2-piece set includes satin brass neckless ball holder and "backing" insert that goes inside the shade. No mounting hardware included.

11792SB- Holder for 4" top opening neckless shades

11793SB- Holder for 5" top opening neckless shades



Unfinished Brass Neckless Ball Holders. 2-piece set includes satin unfinished brass neckless ball holder and "backing" insert that goes inside the shade. No mounting hardware included.

11774U- Holder for 3" top opening neckless shades

11792U- Holder for 4" top opening neckless shades

11793U- Holder for 5" top opening neckless shades


2 1/4", 3 1/4", & 4" Fitter Shade Holders

New! "Universal" UNO Gallery Fits Almost All Socket Brands


AVAILABLE FINISHES



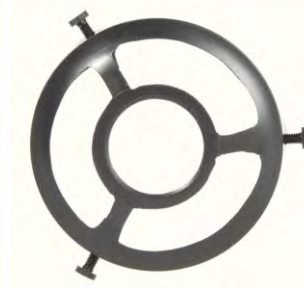
Unfinished Brass




Antique Brass Finish



Antique Bronze Finish



Satin Black Finish



Polished Copper Finish



Satin Nickel Finish



Polished Nickel Finish



10706BK - 2 1/4" fitter, cast brass shade holder with satin black finish



10707SN - 3 1/4" fitter, cast brass shade holder with satin nickel finish



10708B - 4" fitter, cast brass shade holder with antique bronzefinish

AVAILABLE SIZES

Solid Cast Brass, **2 1/4" fitter**, Screw-on, Universal UNO Gallery-will fit our Sun-lite brand UNO sockets as well as most other UNO sockets in the market. Your choice of finish

- 10706U - Unfinished brass
- 10706A - Antique brass finish
- 10706B - Antique bronze finish
- 10706BK - Satin black finish
- 10706C - Polished copper finish
- 10706SN - Satin nickel finish
- 10706N - Polished nickel finish

Solid Cast Brass, **3 1/4" fitter**, Screw-on, Universal UNO Gallery-will fit our Sun-lite brand UNO sockets as well as most other UNO sockets in the market. Your choice of finish

- 10707U - Unfinished brass
- 10707A - Antique brass finish
- 10707B - Antique bronze finish
- 10707BK - Satin black finish
- 10707C - Polished copper finish
- 10707SN - Satin nickel finish
- 10707N - Polished nickel finish

Solid Cast Brass, **4" fitter**, Screw-on, Universal UNO Gallery-will fit our Sun-lite brand UNO sockets as well as most other UNO sockets in the market. Your choice of finish

- 10708U - Unfinished brass
- 10708A - Antique brass finish
- 10708B - Antique bronze finish
- 10708BK - Satin black finish
- 10708C - Polished copper finish
- 10708SN - Satin nickel finish
- 10708N - Polished nickel finish

2 1/4" & 3 1/4" Shade Holders that Slip Sun-Lite Lamp Sockets with UNO thread and may be held in place with UNO rings. See pages H-10 & H-11



10704U- 2 1/4" fitter, unfin-
ished BRASS shade holder, 3/4" tall, 1.388" center hole that slips a Sun-Lite socket.



10744N- 3 1/4" fitter, polished
nickel finish BRASS shade holder, 1 1/4" tall, 1.388" center hole that slips a Sun-Lite socket.



10744U- 3 1/4" fitter, unfin-
ished BRASS shade holder, 1 1/4" tall, 1.388" center hole that slips a Sun-Lite socket.

Lamp Shade Holders, Socket Cups



2 1/4" fitter steel shade holders, 2 1/2" O.D., 1 1/8" tall, 7/16" center hole that slips 1/8IP. Your choice of finish.

- I0908** - Brass Plated
- I0908A** - Antique Brass Finish
- I0908CH** - Chrome Plated Finish



3 1/4" fitter steel shade holders, 3 1/2" O.D., 1 1/2" tall, 7/16" center hole that slips 1/8IP. Your choice of finish.

- I0913** - Brass Plated
- I0913A** - Antique Brass Finish
- I0913CH** - Chrome Plated Finish



4" fitter steel shade holders, 4 1/4" O.D., 2 1/8" tall, 7/16" center hole that slips 1/8IP. Your choice of finish.

- I0919** - Brass Plated
- I0919A** - Antique Brass Finish
- I0919CH** - Chrome Plated Finish



2 1/4" Fitter

2 1/4" fitter spun shade holder, 2 1/2" O.D., 7/8" tall, 3 set screws mounted in turned brass eyelets. 7/16" dia. center hole that slips 1/8IP

I0729BK - Satin Black Finish STEEL

I0729N - Polished Nickel Finish BRASS

I0729U - Unfinished BRASS

- I0729BK** - Satin Black
- I0729N** - Polished Nickel
- I0729U** - Unfin. Brass



3 1/4" Fitter

3 1/4" fitter shade holder, 3 9/16" O.D., 1 3/16" tall, 3 set screws mounted in turned brass eyelets, flaired bottom edge, 7/16" center hole that slips 1/8IP

I0698A - Antique Brass Finish BRASS

I0698BK - Satin Black Finish STEEL

I0698N - Polished Nickel Finish BRASS

I0698U - Unfinished BRASS

- I0698A** - Antique Brass
- I0698BK** - Satin Black
- I0698N** - Polished Nickel
- I0698U** - Unfin. Brass

3 1/4", 4" and 6" Fitter Shade Holders

3 1/4" Fitter

3 1/4" fitter spun shade holder, 1 1/8" tall, 7/16" center hole that slips 1/8IP. Your choice of finish.

- I0709U** - Unfin. Brass
- I0709A** - Antique Brass
- I0709BK** - Satin Black, STEEL
- I0709N** - Polished Nickel
- I0709SN** - Satin Nickel
- I0709S** - Unfinished STEEL



I0709U - Unfinished BRASS



I0709A - Antique Brass Finish BRASS



I0709BK - Satin Black Finish STEEL



I0709N - Polished Nickel Finish BRASS



I0709SN - Satin Nickel Finish BRASS



I0709S - Unfinished STEEL

4" Fitter

4" fitter spun shade holder, 1 1/4" tall, 7/16" center hole that slips 1/8IP. Your choice of finish.

- I0712U** - Unfin. Brass
- I0712A** - Antique Brass
- I0712BK** - Satin Black STEEL
- I0712N** - Polished Nickel
- I0712SN** - Satin Nickel
- I0712S** - Unfinished STEEL



I0712U - Unfinished Brass



I0712A - Antique Brass Finish BRASS



I0712BK - Satin Black Finish STEEL



I0712N - Polished Nickel Finish BRASS



I0712SN - Satin Nickel Finish BRASS



I0712S - Unfinished STEEL

6" Fitter

6" fitter spun shade holder, 6 1/4" O.D., 1 3/4" tall, 7/16" center hole that slips 1/8IP.

- I0723U** - Unfin. Brass
- I0723A** - Antique Brass
- I0723BK** - Satin Black STEEL
- I0723N** - Polished Nickel
- I0723SN** - Satin Nickel
- I0723S** - Unfin. STEEL




I0723U - Unfinished Brass



I0723A - Ant. Brass Finish BRASS




I0723BK - Satin Black Finish STEEL



I0723N - Polished Nickel Finish BRASS



I0723SN - Satin Nickel Finish BRASS



I0723S - Unfinished STEEL

2 1/4", 2 3/4", 3 1/4" and 4" Fitter Shade Holders



10699U - Unfinished Brass

10699A - Antique Brass Finish

10699BK - Satin Black Finish, Steel



10699N - Polished Nickel Finish

10699SN - Satin Nickel Finish

10699S - Unfinished Steel

2 1/4" Fitter

2 1/4" fitter, spun brass (except for 10699BK & 10699S) shade holder, 7/8" tall, 7/16" center hole that slips 1/8IP

- 10699U** - Unfinished Brass
- 10699A** - Antique Brass
- 10699BK** - Satin Black, STEEL
- 10699N** - Polished Nickel
- 10699SN** - Satin Nickel
- 10699S** - Unfin. STEEL



10743A- Antique Brass

10743BK- Satin Black

10743C- Polished Copper



10743N- Polished Nickel

10743SN- Satin Nickel

10743W- Glossy White

2 3/4" Fitter

2 3/4" fitter stamped STEEL shade holder, fits our 2 1/4" fitter metal shades and some glass shades, 2 3/4" O.D. x 1/2" tall x 1 11/16" I.D. center hole, fits socket holder 11656 series, with vent holes and matching set screws. Your choice of finish.

- 10743A** - Antique Brass Finish
- 10743BK** - Satin Black Finish
- 10743C** - Polished Copper Finish
- 10743N** - Polished Nickel Finish
- 10743SN** - Satin Nickel Finish
- 10743W** - Glossy White Finish

2 1/4" Fitter

2 1/4" fitter, Cast BRASS Shade Holder with (3) 8-32 set screws, tap 1/8F center hole. Your choice of finish.

- 10770U** - Unfinished Brass
- 10770A** - Antique Brass Finish
- 10770BK** - Satin Black Finish
- 10770N** - Polished Nickel Finish



10770U

10770A

10770BK

10770N

3 1/4" Fitter

3 1/4" fitter, Cast BRASS Shade Holder with (3) 8-32 set screws, tap 1/8F center hole. Your choice of finish.

- 10771** - Unfinished Brass
- 10771A** - Antique Brass Finish
- 10771BK** - Satin Black Finish
- 10771N** - Polished Nickel Finish



10771

10771A

10771BK

10771N

4" Fitter

4" fitter, Cast BRASS Shade Holder with (3) 8-32 set screws, tap 1/8F center hole. Your choice of finish.

- 10772U** - Unfinished Brass
- 10772A** - Antique Brass Finish
- 10772BK** - Satin Black Finish
- 10772N** - Polished Nickel Finish



10772U

10772A

10772BK

10772N



11656A (our lamp socket cover see page H-174) With #10743A Shade Holder

2 1/4" Fitter Fixture Shade Holders



10741U - 2 1/4" fitter stamped brass holder, 3 set screws, slips 1/8IP, 2 1/8" height



10777U- 2 1/4" Reeded brass holder with rolled edge & 3 screw eyelets & set screws. 2 1/4" tall. Slightly over sized to accommodate thick glass. Unfin.



2 1/4" brass, bell type shade holder. 2 9/16" tall, 2 1/2" actual dia. for over-sized shades. No key slot
10778U- Unfin. brass
10778- Pol. & Lacq



10778N- 2 1/4" Nickel Plated (brass) bell type shade holder. 2 9/16" tall, 2 1/2" actual dia. for over-sized shades.



2 1/4" brass, bell type shade holder. 2 3/4" ht. - 2 7/16" actual dia.
10779- w/key slot, Polished & Lacquered
10779U- w/key slot, Unfinished



10763U- Unfinished Spun Brass Fixture Shade Holder for 2 1/4" fitter shades. 2 5/8" deep w/rolled edges & 3 screw eyelets. Slips 1/8 IP.



10751U- 2 1/4" fitter, spun brass, bulbous shaped shade holder, 2 9/16" ht. X 2 3/4" dia., slips 1/8IP. No key slot, Unfinished Brass



10715U- 2 1/4" fitter, stamped brass neo-classical style shade holder w/rolled edge, 3 screw eyelets & screws. Slips 1/8 IP, 2 1/2" ht. Unfinished



10853U- Brass Holder, 2 1/4" Fitter, 3" Height with Set Screws, Slips 1/8 IPS, Three 8-32 Eyelets, unfinished, 2 11/16" O.D. x 2 5/16" I.D.



10769U- 2 1/4" Sheffield design brass holder stamped from antique molds. Has rolled edge and 3 eyelets & set screws. Slips 1/8 IP, 2 5/8" tall. Unfinished brass.



Vented Fixture Shade Holder for 2 1/4" fitter shades. 2 5/8" ht., 2 7/16" outside dia. Slips 1/8 IP.

10746U- Unfinished Spun Brass
10746S- Unfinished Steel



2 1/4" Stamped Brass, Deco Style Holder with 3 screw eyelets & set screws. Slip 1/8 IP, 1 1/2" ht., Your choice of finish
11587U- Unfinished Brass
11587N- Nickel Finish



10776U- 2 1/4" fitter, unfinished stamped brass Mission style shade holder w/key slot, 2 3/4" tall, 2 1/2" X 2 1/2" dia.



2 1/4" fitter, stamped brass Mission style shade holder without key slot, 2 3/4" tall, 2 1/2" X 2 1/2" dia.

10759 - Polished & Lacq.
10759U - Unfinished



10697U- 2 1/4" fitter die cast brass lamp shade holder, 2 5/8" O.D., 1 3/8" tall, tap 1/8F, unfinished



2 1/4" fitter size, Clamp-on type shade holder has improved design with rosette head screws & antique shape.

10785- Solid Brass
10787- Brass Plated Steel



10785N- Nickel Plated Brass
10785S- Steel, Unfinished



10695U- Die Cast Brass Deco Style holder, 2 1/4" fitter size, 1 1/2" ht., 2 9/16" O.D slips 1/8 IP. Unfinished




10765U - 2 1/4" fit die cast brass holder, 1 7/8" tall x 2 5/8" diameter, slips 1/8F, 3 set screws, unfinished

Our **UNO Thread** is designed to fit antique and vintage sockets. You may also clip to fit Sun-Dial sockets

UNO-Type Shade Holders

SOLID BRASS - WILL NOT RUST

2 1/4" Fitter



10786EU- Special 2 1/4" UNO Holder w/brass eyelet bushings & "rosette" set screws, Unfin. Brass

Solid Brass, 2 1/4" fitter, Screw-on, Uno-type Shade Holder w/solid brass "rosette" set screws. Your choice of finish

- 10786** - Polished & lacquered brass
- 10786U** - Unfinished brass
- 10786A** - Antique brass finish
- 10786B** - Antique bronze finish
- 10786N** - Nickel plated finish
- 10786SN** - Satin nickel finish
- 10786BK** - Satin black finish
- 10786C** - Polished copper finish
- 10786S** - STEEL, Unfinished



10786C

3 1/4" Fitter



10727N

10727SN

Solid Brass, 3 1/4" fitter, Screw-on, Uno-type Shade Holder w/solid brass "rosette" set screws. Your choice of finish

- 10727** - Polished & lacquered brass
- 10727U** - Unfinished brass
- 10727A** - Antique brass finish
- 10727B** - Antique bronze finish
- 10727N** - Nickel plated finish
- 10727SN** - Satin nickel finish
- 10727BK** - Satin black finish
- 10727C** - Polished copper finish
- 10727S** - STEEL, unfinished




10727C



10727S

4" Fitter



10728N

10728SN

Solid Brass, 4" fitter, Screw-on, Uno-type Shade Holder w/solid brass "rosette" set screws. Your choice of finish

- 10728** - Polished & lacquered brass
- 10728U** - Unfinished brass
- 10728A** - Antique brass finish
- 10728B** - Antique bronze finish
- 10728N** - Nickel plated finish
- 10728SN** - Satin nickel finish
- 10728BK** - Satin black finish
- 10728C** - Polished copper finish
- 10728S** - STEEL, unfinished



10728BK



10728S



10728C

Brass Lamp Shade Holders



Cast brass shade holders with 1/8F center hole.

- I0770-** 2 1/4" fitter, Polished & Lacquered
- I0770U-** 2 1/4" fitter, Unfinished
- I0773-** 2 5/8" fitter, Polished & Lacquered
- I0773U-** 2 5/8" fitter, Unfinished



Cast brass holders with tapped 1/8F center hole and 3 set screws.

- I0771-** 3 1/4" fitter Unfinished
- I0772-** 4" fitter, Pol. & Lacq.
- I0772U-** 4" fitter, Unfinished



4" fitter cast brass holder with classical Acanthus leaves and beaded decoration, center hole tap 1/8F, with 3 thumb screws.

- I0794** - Pol. & Lacq.
- I0794U** - Unfinished



Stamped brass holders with 3 set screws. Slips 1/8 IP. Your choice of fitter size.

- I0774U-** 4" fitter, Unf.
- I0775U-** 5" fitter, Unf.



I0762N



I0762U

- I0762N-** Nickel Plated Brass
- I0762-** Brass, Polish & Lacquer
- I0762U-** Brass, Unfinished

I0854U- Brass Holder, 3 1/4" Fitter, 2 3/8" height with Set Screws, 7/16" center hole that slips 1/8IP, Three #8-32 Eyelets, rolled bottom edge, unfinished, 3 5/8" O.D. x 3 3/8" I.D.



Spun Brass Fixture Shade Holder to fit 3 1/4" fitter glass shades. 2 1/2" deep w/rolled edges and three screw eyelets. Slip 1/8 IP.



I0923- Brass gallery with side outlet & 1/8 IP slip bottom. Accepts 3" base chimney and fits our ball shade holders #10783 & #10793, and our tripod #12795. Polished & Lacquered.



I0918S- 3" fitter glass holder, stamped steel, 1" tall x 3 1/16" O.D., 7/16" center hole slips 1/8IP, raw steel.

I0918U-

3" fitter glass holder, stamped brass, 1" tall x 3 1/16" O.D., 7/16" center hole slips 1/8IP, unfin. brass



I1588U- 3 1/4" fitter, Stamped Brass Deco Style Holder with 3 screw eyelets & set screws. Slip 1/8 IP, 1 3/8" ht., Unfinished



Spun Brass Fixture Shade Holder for 4" fitter shades. 2 1/2" deep with rolled edges & 3 screw eyelets. Slips 1/8 IP.

- I0764N-** Nickel Plated Brass
- I0764-** Brass, Polished & Lacq.
- I0764U-** Brass, Unfinished
- I0764A-** Brass, Antique Bronze Finish
- I0764B-** Brass, Antique Brass Finish
- I0764S-** Steel, Unfinished



Spun Brass Fixture Shade Holder for 6" fitter shades. 3 3/8" ht. with rolled edges & 3 screw eyelets. Slips 1/8 IP.

- I0766N-** Nickel Plated Brass
- I0766-** Brass, Polished & lacquered
- I0766U-** Brass, Unfinished
- I0766A-** Brass, Antique Bronze Finish
- I0766B-** Brass, Antique Brass Finish
- I0766S-** Steel, Unfinished



I1589U- 4" fitter, Stamped Brass Deco Style Holder with 3 screw eyelets & set screws. Slip 1/8 IP, 1 7/8" ht., Unfinished

Schoolhouse & Fixture Shade Holders, Canopies, & Brass Tubing



Spun Brass Fixture Shade Holder for 4" fitter shades. 2½" deep with rolled edges & 3 screw eyelets. Slips 1/8 IP.

- 10764B**- Antique Brass Finish
- 10764U**- Unfinished Brass
- 10764A**- Antique Bronze Finish
- 10764**- Polished & Lacquered
- 10764N**- Nickel Plated
- 10764S**- Unfin. Steel



Spun Brass Fixture Shade Holder for 6" fitter shades. 3⅛" deep with rolled edges & 3 screw eyelets. Slips 1/8 IP.

- 10766A**- Antique Bronze Finish
- 10766U**- Unfinished Brass
- 10766B**- Antique Brass Finish
- 10766**- Polished & Lacquered
- 10766N**- Nickel Plated
- 10766S**- Unfinished Steel




Fixture Canopy, can be used w/loop for chain hanging fixture or used w/holders no. 10762, 10763, 10764, or 10766 for close-to-the-ceiling fixture. 5¼" dia. X 2¾" deep, 1/8 IP slip center hole, 2 bar holes, 4½" C to C. Fits crossbar # 22882 & 22887.

- 11830S**- Steel, Unfinished
- 11830U**- Brass, Unfinished
- 11830B**- Brass, Ant. Brass Finish
- 11830A**- Brass, Ant. Bronze Finish
- 11830N**- Nickel Plated
- 11830**- Brass, Pol. & Lacquered



Spun Brass Fixture Canopy with top opening to accommodate ¾" O.D. tubing. 4" drop, 5⅛" max. dia.

- 11816A**- Antique Bronze Finish
- 11816U**- Unfinished Brass
- 11816B**- Antique Brass Finish
- 11816N**- Nickel Plated
- 11816**- Polished & Lacquered Brass



Plain Brass Tubing Best Quality, Seamless Standard Wall

- A.) 10353A** - ¾" O.D. X 48" Antique Bronze Finish
- B.) 10353B** - ¾" O.D. X 48" Antique Brass Finish-
- C.) 10353N** - ¾" O.D. X 48" Nickel Plated
- D.) 10358** - 1" O.D. X 48" Unfinished
- E.) 10352** - ¾" O.D. X 36" Polished & Lacquered
- 10353** - ¾" O.D. X 48" Polished & Lacquered
- 10354** - ¾" O.D. X 48" Unfinished
- F.) 10350** - ½" X 36" Polished & Lacquered
- 10351** - ½" X 48" Unfinished
- 10351N**- ½" X 48" Nickel Finish
- G.) 10320** - ¾" O.D. X 36" Square Brass Tube, Unfinished

Shade Holders, & Kero Style Accessories

4" Solid Brass Ball Shade Holders



10789- Miniature size Ball shade holder for Nutmeg burner. Fits 1³/₈" to 2" fitter size shade.



10780 - Fits All #2 burners, has 2⁵/₈" inside dia.

10781 - Fits Rayo & Central Draft, has 2⁷/₈" inside dia.

10783 - Fits Aladdin brand burners, has 3¹/₈" inside dia.



10790 - Fits All #2 burners, has 2⁵/₈" inside dia.

10791 - Fits Rayo & Central Draft, has 2⁷/₈" inside dia.



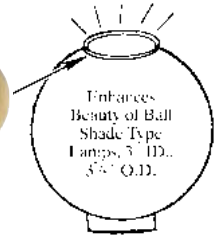
10790G- 4" Solid Brass, Fenced Ball Shade Holder, fits all #2 burners, 2⁵/₈" inside dia.



17985- Glass smoke bell for hanging lamp. Painted opal glass with brass plated loop. 4¹/₂" diameter, 4" drop.

10902-

Ball shade top ring, solid brass, polished & lacquered. 3" I.D., 3³/₈" O.D. A great way to top off any Gone-With-the-Wind or banquet style lamp.



TOP CROWN FOR 14" SLANT AND DOME SHADES



10905- for Slant Shades

10906- for Dome Shades

20402 - 7/8" Wide, Open, Unfinished Brass Banding, sold by the foot



SHADE RING HOLDERS



Solid brass shade ring type holder

Rings are heavy gauge brass with a fine polished and lacquered finish. This style of holder affords more strength and stability over plain tripod holders.

Shade Ring Holder	Fits Shade Size	Center Size	For Burner / Gallery	Fits B & P Part No.
10722	7"	2 ⁹ / ₁₆ "	# 2 Queen	10622, 30211 thru 30213
10734	10"	2 ⁹ / ₁₆ "	# 2 Queen	10622, 30211 thru 30213
10724	7"	2 ¹¹ / ₁₆ "	# 2 Brass Plated	12621, 30204-series & 30207-series burners
10730	10"	2 ¹¹ / ₁₆ "	# 2 Brass Plated	12621, 30204-series & 30207-series burners
10731N (Nickel Plate)	10"	2 ¹³ / ₁₆ "	Central Draft & Rayo	N/A
10731	10"	2 ¹³ / ₁₆ "	Central Draft & Rayo	N/A
10733	10"	3 ¹ / ₈ "	designed to fit some ALADDIN® brand burners* and Antique Lp Supply burners	30241 thru 30246
10739	10"	2 ¹ / ₁₆ "	ALADDIN Brand	22805, 22806, & 22808
10739N (Nickel Plate)	10"	2 ¹ / ₁₆ "	ALADDIN Brand	22807 & 22809

*The products identified in this advertisement are manufactured by B&P Lamp Supply, Inc. and are not licensed, inspected, or warranted by Aladdin Industries, LLC. They should not be confused with Aladdin® brand products or parts manufactured by Aladdin Mantle Lamp Co. of Clarksville, Tennessee. Aladdin® is a registered trademark of Aladdin Industries LLC.

Tripod and Ring-Type Shade Holders



10" fitter size, Nickel Plated Tripod shade holder with protective coating.

12795N- tripod* with 3 1/8" I.D. center designed to fit some Aladdin® Brand burners .

12716N- fits C.D. & Rayo type burners with 2 13/16" center size.



These brass plated **TRIPOD SHADE HOLDERS** are sized to fit snugly to lamp burners or galleries and safely support glass lamp shades. Center ring is solid brass.

SOLID BRASS shade rings w/rolled edge



Polished & Lacquered

10702- for 7" shades

10703- for 10" shades

Unfinished

10700 - for 5" fitter shade

10702U- for 7" fitter shade

Tripod Item Number	Fits Shade Size	Center Size	For Burner / Gallery	Fits B & P Part No.
12710	4"	1 7/32"	Nutmeg	10600
12710N - Nickel Plated	4"	1 7/32"	Nutmeg	10600N
12711	6"	2 1/8"	# 1 Queen	10611, 30200 thru 30203
12712	7"	2 1/8"	# 1 Queen	10611, 30200 thru 30203
12713	7"	2 9/16"	# 2 Queen	10622, 30211 thru 30213
12719	10"	2 9/16"	# 2 Queen	10622, 30211 thru 30213
12715	7"	2 11/16"	# 2 Brass Plated	12621, 30204-series & 30207-series burners
12717	10"	2 11/16"	# 2 Brass Plated	12621, 30204-series & 30207-series burners
12718	10"	3 1/16"	# 3 Burner & 3" Gallery	10923
12714	7"	2 13/16"	Central Draft & Rayo	N/A
12716	10"	2 13/16"	Central Draft & Rayo	N/A
12716N - Nickel Plated	10"	2 13/16"	Central Draft & Rayo	N/A
12795*	10"	3 1/8"	designed to fit some ALADDIN® brand burners* and B & P Lp Supply burners	30241 thru 30246
12795N* - Nickel Plated	10"	3 1/8"	designed to fit some ALADDIN® brand burners* and B & P Lp Supply burners	30241 thru 30246

*The products identified in this advertisement are manufactured by B&P Lamp Supply, Inc. and are not licensed, inspected, or warranted by Aladdin Industries, LLC. They should not be confused with Aladdin® brand products or parts manufactured by Aladdin Mantle Lamp Co. of Clarksville, Tennessee. Aladdin® is a registered trademark of Aladdin Industries LLC.



Under Socket Type Holder - Solid Brass

Polished and Lacquered

10740- 7"

10742- 10"



Check our Lower Prices!

10" shade ring and tripod* designed to fit Aladdin® brand burners and B & P burners. Solid brass, fits under models 7-12, A, B, C, 21C & 23

10739- Brass Polished & Lacq.

10739N - Nickel Plated

Modern Glass Pendant Lamp Shades



08830SEi - 3 1/4" lip fitter, 6" diameter, 6 1/8" height closed top ball shade, clear seeded glass, blown glass, ground and polished top.



08830Ci - 3 1/4" lip fitter, 6" diameter, 6 1/8" height closed top ball shade, clear glass, blown glass, ground and polished top.



08830i - 3 1/4" lip fitter, 6" diameter, 6 1/8" height closed top ball shade, clear over opal, hand blown glass, ground and polished top.



08831SEi - 4" lip fitter, 8" diameter, 8 3/16" height, closed top ball shade, clear seeded glass, blown glass, ground and polished top.



08831Ci - 4" lip fitter, 8" diameter, 8 3/16" height, closed top ball shade, clear glass, blown glass, ground and polished top.



08831i - 4" lip fitter, 8" diameter, 8 3/16" height closed top ball shade, clear over opal, hand blown glass, ground and polished top.



08834SEi - 4" lip fitter, 10" diameter, 9 5/8" height, closed top ball shade, clear seeded glass, blown glass, ground and polished top.



08834Ci - 4" lip fitter, 10" diameter, 9 5/8" height, closed top ball shade, clear glass, blown glass, ground and polished top.



08834i - 4" lip fitter, 10" diameter, 9 5/8" height closed top ball shade, clear over opal, hand blown glass, ground and polished top.

Modern Glass Pendant Lamp Shades



Socket/cord pendant with clear, seeded glass shade #08860SEi (see below) and our #11656BK, satin black aluminum socket cover which comes with a detachable screw-collar retaining ring (see page H-174)



08845SEi - 6" dia., 3" top opening hand blown glass neckless ball shade, clear seeded glass, ground & polished top.



08845Ci - 6" dia., 3" top opening, hand blown glass neckless ball shade, clear glass, ground and polished top.



08845i - 6" diameter, 3" top opening, clear over opal glass neckless ball shade, hand blown, ground & polished top.



08856SEi - 8" dia., 4" top opening, hand blown glass neckless ball shade, clear seeded glass, ground & polished top.



08856Ci - 8" dia., 4" top opening, hand blown glass neckless ball shade, clear glass, ground and polished top.



08856i - 8" diameter, 4" top opening, clear over opal glass neckless ball shade, hand blown, ground & polished top.



08899SEi - 9 3/4" diameter x 8" tall Onion Shade, 4" fitter each end, clear seeded glass, ground and polished top and bottom.



08899i - 9 3/4" diameter x 8" tall Onion Shade, 4" fitter each end, clear glass, ground and polished top and bottom.



08860Ci - Hand blown clear glass ball shade, 7 7/8" diameter, 7 1/16" tall, top center hole is 1.65" I.D., bottom center hole is 4.25" O.D., fits our socket cover 11656 series, ground and polished top and bottom.



08860SEi - Hand blown clear seeded glass ball shade, 7 7/8" diameter, 7 1/16" tall, top center hole is 1.65" I.D., bottom center hole is 4.25" O.D., fits our socket cover 11656 series, ground and polished top & bottom.
SEE ILLUSTRATION ABOVE!

Modern Glass Pendant Lamp Shades



2 1/4" lip fitter fixture shade, 8" diameter, ~1 3/4" height, blown glass, ground and polished top and bottom. Your choice of glass style.

08790C- Clear glass (pictured)

08790SE- Seeded clear glass



2 1/4" lip fitter fixture shade, 10" diameter, ~2 1/4" height, clear glass, blown glass, ground and polished top and bottom. Your choice of glass style.

08791SE- Seeded clear glass (pictured)

08791C- Clear glass



08824C- 2 1/4" lip fitter glass shade, 7 15/16" diameter bottom x 3 7/16" height, clear glass, polished top & bottom edge



08824SE- 2 1/4" lip fitter glass shade, 7 15/16" diameter bottom x 3 7/16" height, seeded clear glass, polished top & bottom edge



2 1/4" lip fitter glass shade, 7 3/16" diameter bottom x 5 3/8" height, polished top & bottom edge

08807C- Clear glass (pictured)



2 1/4" lip fitter glass shade, 7 3/16" diameter bottom x 5 3/8" height, polished top & bottom edge

08807SE- Seeded clear glass



08807A- 2 1/4" lip fitter glass shade, 7 3/16" diameter bottom x 5 3/8" height, cased amber over white glass, polished top & bottom edge



08808C- 2 1/4" lip fitter glass shade, 9" diameter bottom x 6 7/8" height, polished top & bottom edge



2 1/4" lip fitter fixture shade, 4 3/16" maximum outside diameter, 5" tall, blown glass, ground and polished top and bottom.

08797C- Clear glass (pictured)

08797SE- Seeded clear glass



2 1/4" lip fitter fixture shade, 6 5/8" height, 4 11/16" diameter, clear blown glass, ground and polished top and bottom.

08795C- Clear glass (pictured)

08795SE- Seeded clear glass



2 1/4" lip fitter, 7 3/16" diameter, 6 1/2" height open ball shade, clear glass, blown glass, ground and polished top and bottom.

08794C- Clear glass (pictured)

08794SEi- Seeded clear glass

Modern Glass Pendant Lamp Shades



10" diameter, 4" fitter, 6 1/2" depth, Hand blown schoolhouse shade, lip style fitter, ground and polished top edge. Your choice of glass style.

08815i- Clear over opal, cased glass (pictured)

08815Ci- Clear glass



12" diameter, 6" fitter, 7 1/4" depth, Hand blown clear glass schoolhouse shade, lip style fitter, ground & polished top edge. Your choice of glass style.

08816Ci- Clear glass (pictured)

08816i- Clear over opal glass



69141AC - Industrial Style Pendant with antique brass finish canopy, black twisted-pair cotton lamp cord, turned brass lamp socket, clear glass cone shade, and antique style light bulb. Not U.L. listed. 33" drop.



57978- 3" fitter, 8" height, clear glass cylinder with glass thickness of 2.20mm. Fits #2 burners and 3" galleries



57979- 3" fitter, 10" height, clear glass cylinder with glass thickness of 2.20mm. Fits #2 burners and 3" galleries



57811- 3" fitter, 8 1/2" height, modern clear glass chimney with 4" diameter bulge. Fits chimney holder #10918U and 10918N and other 3" glass holders

Metal Lamp Shades

These Industrial Style metal shades are styled after those used on early fixtures and are very trendy in today's minimalist decorating schemes. These shades are hand-spun and have a durable porcelain enamel finish. **Please Note:** Our enamel shades are hand spun and hand enameled. Due to the handmade nature of the product, slight blemishes occasionally occur, and are to be expected.

08382A Antique Brass



08382SN Satin Nickel



08382BL Blue



08382HG Harvest Gold



08382G Green



08382R Red



08382B Black



08382W White



08382BK Satin Black



08382S Unfinished Steel



08383G Green



08383R Red



08383B Black



08383W White



12" Industrial Style Metal Shades

12" dia. hand spun shades have a porcelain enamel finish and a 2 1/4" fitter. Your choice of color.

08383G - Green enamel

08383R - Red enamel

08383B - Black enamel

08383W - White enamel

10" Industrial Style Metal Shades

10" dia. hand spun metal shades have a sturdy exterior finish, a white enamel interior, and a 2 1/4" fitter. Your choice of color.

08382A - Antique brass finish

08382SN - Satin nickel finish

08382BL - Blue enamel

08382HG - Harvest Gold enamel

08382G - Green enamel

08382R - Red enamel

08382B - Black enamel

08382W - White enamel

08382BK - Satin Black

08382S - Unfinished Steel

08384BL Blue



08384G Green



08384R Red



08384B Black



08384W White



14" Industrial Style Metal Shades

14" dia. hand spun shades have a porcelain enamel finish and a 2 1/4" fitter. Choice of color.

08384BL - Blue enamel

08384G - Green enamel

08384R - Red enamel

08384B - Black enamel

08384W - White enamel

Industrial Style Metal Shades



7 1/16" Industrial Style Metal Dome Shades

7 1/16" dia. hand spun shades are 4 1/4" in height, have a 2 1/4" fitter and a porcelain enamel finish w/ black edge trim. Your choice of color.

08350BL - Blue enamel

08350HG - Harvest Gold enamel

08350G - Green enamel

08350R - Red enamel

08350B - Black enamel

08350W - White enamel

08350BR - Unfinished Brass

08350C - Polished Copper

08350BK - Satin Black

08350S - Unfinished Steel

Industrial Style Pendants (less shade)



08351G Green

08351G - 12 1/16" dia. Industrial Benjamin Style Metal Shade. Hand spun shade is 4 7/8" in height, has a 2 1/4" fitter and a durable white enamel inside, green enamel outside finish with a black edge trim.



08351W White

08351W - 12 1/16" dia. Industrial Benjamin Style Metal Shade. Hand spun shade is 4 7/8" in height, has a 2 1/4" fitter and a durable white enamel inside, white enamel outside finish with a black edge trim.



08351B Black

08351B - 12 1/16" dia. Industrial Benjamin Style Metal Shade. Hand spun shade is 4 7/8" in height, has a 2 1/4" fitter and a durable white enamel inside, black enamel outside finish with a black edge trim.



69141A -
Antique
Brass

69141SN -
Satin
Nickel

69141BL -
Blue

69141G -
Green

69141R -
Red

69141B -
Black

69141W -
White

These Industrial Pendants are styled after early fixtures and are very trendy in today's minimalist decorating schemes. The canopy has a porcelain enamel finish. The black lamp cord is twisted and cotton covered. Pendant comes with a turned brass socket shell and early style flat key turn knob socket. Socket unit is U.L. listed, but the fixture is not U.L. approved. 27" drop is measured to bottom of the 2 1/4" UNO style holder. Your choice of canopy color.

Please Note: Our enamel shades are hand spun and hand enameled. Due to the handmade nature of the product, slight blemishes occasionally occur, and are to be expected.

Industrial Style Metal Shades

08389G

Green



08389R

Red



08389B

Black



08389W

White



14" dia. hand spun shades are 2 1/2" in height, have a 2 1/4" fitter and have a porcelain enamel finish with a black edge trim. Your choice of color.

- 08389G** - Green enamel
- 08389R** - Red enamel
- 08389B** - Black enamel
- 08389W** - White enamel

08388G

Green



08388R

Red



08388B

Black



08388W

White



10 1/4" Industrial Style Flat Metal Shades

10 1/4" dia. hand spun shades are 1 1/2" in height, have a 2 1/4" fitter and a porcelain enamel finish with a black edge trim. Your choice of color.

- 08388G** - Green enamel
- 08388R** - Red enamel
- 08388B** - Black enamel
- 08388W** - White enamel

08386G

Green



10 1/4" Industrial Style Metal Cone Shade

08386G - 10 1/4" dia. hand spun shade is 4 1/4" in height, has a 2 1/4" fitter and a durable white enamel inside, green enamel outside finish.

08385G

Green



10 1/4" Mirrored Industrial Style Metal Cone Shade

08385G - 10 1/4" dia. hand spun shade is 4 1/4" in height, has a 2 1/4" fitter and a durable white enamel inside, green enamel outside finish.

08387G

Green



10 1/4" Mirrored Industrial Style Flat Metal Shade

08387G - 10 1/4" dia. hand spun shades are 1 1/2" in height, have a 2 1/4" fitter and a porcelain enamel finish.

08356BK

Satin Black



08356B

Black Enamel



08356S

Unfin. Steel



08356W

White Enamel



08356C

Polished Copper



Spun steel saucer shade, 2 1/4" fitter x 8" bottom diameter x 2 1/2" height, small inside rolled bottom edge. Your choice of color/finish.

- 08356BK** - Satin Black
- 08356B** - Black Enamel
- 08356S** - Unfinished Steel

- 08356W** - White Enamel
- 08356C** - Polished Copper w/White Enamel Inside

Metal Lamp Shades



08367BK - Metal parabolic shade, which could be used for task lamp, comes with UNO fitter mounted in the side and small outside rolled edge. 6 1/2" outside diameter, 3 5/16" height, satin black outside, satin white inside

08367S - Metal parabolic shade, which could be used for task lamp, comes with UNO fitter mounted in the side and small outside rolled edge. 6 1/2" outside diameter, 3 5/16" height, unfinished steel, lightly oiled to prevent rust

08367G - Metal parabolic shade, which could be used for task lamp, comes with UNO fitter mounted in the side and small outside rolled edge. 6 1/2" outside diameter, 3 5/16" height, green enamel outside, satin white inside



08361BK

Satin Black



08361B

Black Enamel



08361G

Green Enamel



08361W

White Enamel



083561C

Polished Copper

Spun steel cone shade, 2 1/4" fitter x 8" bottom diameter x 4" height, small rolled bottom edge. Your choice of color/finish.

- 08361BK** - Satin Black
- 08361B** - Black Enamel
- 08361G** - Green Enamel
- 08361W** - White Enamel
- 08361C** - Polished Copper w/White Enamel Inside

Metal Lamp Shades

Modern "Eyeball", Metal Light Shades

NEW SIZES! All shades with 1/8 IP slip center hole - made with sturdy, medium gauge material.



08355S

Diameter

Eyeball Shaped, Steel Metal Lamp Shades

- 08362S** - 3.15"
- 08363S** - 4"
- 08355S** - 4.75"
- 08364S** - 5.5"
- 08365S** - 6.25"
- 08366S** - 7"
- 08368S** - 8"
- 08369S** - 12"
- 08370S** - 14"

Steel, Modern "Eyeball" Shaped Light Shades with 1/8IP slip ($\frac{3}{8}$ " dia.) center hole. These eyeball shades are a perfect compliment to many custom Mid-Century Modern designs in table, pendant, and floor lighting. Raw unfinished steel shades are of a medium gauge that will not easily dent or bend.



08362U

3.15" dia.

08363U

4" dia.

08355U

4.75" dia.

Brass eyeball shades with .438 inch inside diameter center hole in top. 1mm material thickness, raw machined Satin Brass Outside with No Lacquer.

08362U- 3 $\frac{3}{16}$ " overall dia., 2 $\frac{1}{4}$ " bottom hole dia., 2 $\frac{5}{8}$ " overall ht.

08363U- 4" overall dia., 2 $\frac{7}{8}$ " bottom hole dia., 3 $\frac{1}{16}$ " overall ht.

08355U- 4.723" overall dia., 3.54" bottom hole dia., 3 $\frac{7}{8}$ " overall ht.

Eyeball Shaped, Steel Metal Lamp Shades - Harvest Gold Finish


Harvest Gold Color Steel, Modern "Eyeball" Shaped Light Shade with White Enamel Inside Finish and 1/8IP slip ($\frac{3}{8}$ " dia.) center hole. Eyeball shades are a perfect compliment to many custom Mid-Century Modern designs in table, pendant, and floor lighting. Harvest gold color enamel steel shades are of a medium gauge that will not easily dent or bend.



08355HG -
4.75" Diameter



08368HG -
8" Diameter



08368BK

8" Dia., Eyeball Shaped, Steel Metal Lamp Shade - Satin Black Finish

08368BK - 8" Dia., Satin Black Color Steel, Modern "Eyeball" Shaped Light Shade with White Enamel Inside Finish and 1/8IP slip ($\frac{3}{8}$ " dia.) center hole. Steel shades are of a medium gauge that will not easily dent or bend.



08368W

8" Dia., Eyeball Shaped, Steel Metal Lamp Shade - White Enamel Finish

08368W - 8" Dia., White Enamel Steel, Modern "Eyeball" Shaped Light Shade with White Enamel Inside Finish and 1/8IP slip ($\frac{3}{8}$ " dia.) center hole. Steel shades are of a medium gauge that will not easily dent or bend.

Metal Lamp Shades

HALF-DOME Metal Light Shades for Industrial & Mid-Century Modern Custom Designs

New Design! Modern Half Dome, STEEL Light Shades

All shades with 1/8 IP slip center hole - made with medium gauge, unfinished raw steel



08373S

New Design! Modern Half Dome, BRASS Light Shades

All shades with 1/8 IP slip center hole - made with medium gauge, unfinished raw brass



08373U

Modern Half-Dome Steel Metal Lamp Shades


	<u>Dia.</u>	<u>Height</u>	Steel, Modern Industrial Half-Dome Shaped Light Shades with 1/8IP slip ($\frac{3}{8}$ " dia.) center hole. These half-dome shades are a wonderful compliment to many custom Industrial & Mid-Century Modern designs in table, pendant, and floor lighting. Raw unfinished steel shades are of a medium gauge that will not easily dent or bend.
08371S -	6"	3"	
08372S -	8"	4"	
08373S -	10"	5"	
08374S -	12"	6"	

Half-Dome Shape Brass Metal Light Shades

	<u>Dia.</u>	<u>Height</u>	Brass, Modern Industrial Half-Dome Shaped Light Shades with 1/8IP slip ($\frac{3}{8}$ " dia.) center hole. These half-dome shades are a wonderful compliment to many custom Industrial & Mid-Century Modern designs in table, pendant, and floor lighting. Raw unfinished brass shades are of a medium gauge that will not easily dent or bend. In addition, the high quality brass material may be polished to a mirror-like finish, or may be treated with commercial finishes to match existing components.
08372U -	8"	4"	
08373U -	10"	5"	
08374U -	12"	6"	

New Design! Modern Half Dome, Steel Light Shades

All shades with 1/8 IP slip center hole - made with medium gauge, Satin Black Finish



08373BK

New Design! Modern Half Dome, Steel Light Shades

All shades with 1/8 IP slip center hole - made with medium gauge, White Enamel Finish



08373W

Half-Dome Shape, Satin Black Metal Light Shades

	<u>Dia.</u>	<u>Height</u>	Satin Black, Modern Industrial Half-Dome Shaped Light Shades with 1/8IP slip ($\frac{3}{8}$ " dia.) center hole. These half-dome shades come with a white enamel inside finish, and are of a medium gauge that will not easily dent or bend.
08372BK -	8"	4"	
08373BK -	10"	5"	

Half-Dome Shape, White Enamel Metal Light Shades

	<u>Dia.</u>	<u>Height</u>	White Enamel Finish, Modern Industrial Half-Dome Shaped Light Shades with 1/8IP slip ($\frac{3}{8}$ " dia.) center hole. These half-dome shades come with a white enamel inside finish, and are of a medium gauge that will not easily dent or bend.
08372W -	8"	4"	
08373W -	10"	5"	



08357U- $4\frac{3}{4}$ " diameter solid spun brass modern shade or canopy with 1/8IP slip center hole, 6" height, unfinished

New Metal Lamp Shades for Industrial Style Lamps, Pendants, and Fixtures

All w/rolled outside bottom edge



08352B - 10" Dia. Metal Dome Shade w/Black Enamel (gloss) outside & white enamel inside. 2 1/4" fitter, 5 1/2" ht.



08352BK - 10" Dia. Metal Dome Shade w/Satin Black outside & white enamel inside. 2 1/4" fitter, 5 1/2" ht.



08352W - 10" Dia. Metal Dome Shade w/White Enamel (gloss) outside & white enamel inside. 2 1/4" fitter, 5 1/2" ht.



08352WB - 10" Dia. Metal Dome Shade. White Enamel with Black Trim outside & white enamel inside. 2 1/4" fitter, 5 1/2" ht.



08353B - 12" Dia. Metal Dome Shade w/Black Enamel (gloss) outside & white enamel inside. 2 1/4" fitter, 6 3/8" ht.



08353BK - 12" Dia. Metal Dome Shade w/Satin Black outside & white enamel inside. 2 1/4" fitter, 6 3/8" ht.



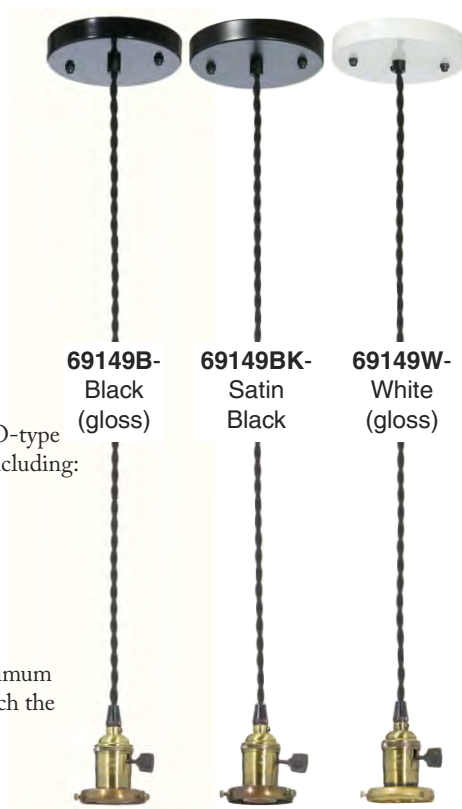
08353W - 12" Dia. Metal Dome Shade w/White Enamel (gloss) outside & white enamel inside. 2 1/4" fitter, 6 3/8" ht.

New! Top Quality Industrial Style Pendants

These Industrial style pendants come with brass 2 1/4" UNO-type shade fitters, and are constructed with the best materials including:

- Enamel coated steel canopies
- Metal cord grip bushings
- Heavy, turned brass, E-26 med. size lamp sockets with antique brass finish
- Early-style flat socket key
- 30" black cotton covered twisted pair lamp cord

Pendants are easily adjusted for drop length and have a maximum drop of about 32". **Your Choice of canopy color** to match the above metal lamp shades. Not U.L. listed



69149B-
Black
(gloss)

69149BK-
Satin
Black

69149W-
White
(gloss)

Light Bulb Cages



08376A- Antique Brass Finish

Steel Wire Bulb Cage, slip on large washer type, 7³/₈" tall x 5" wide, slips onto socket cover shade holder 11656 series (socket cover not included), 1¹¹/₁₆" ID top slip washer, wire diameter 1/8".



08376BK- Satin Black Finish



08376C- Polished Copper Finish



08376N- Polished Nickel Finish



08376SN- Satin Nickel Finish



08376W- Glossy White Finish



Bulb cage #08376BK shown with optional lamp socket cover #11656 BK with satin black finish



08375BK- Satin Black Finish


Steel wire bulb cage, clamp on socket type, 7³/₈" tall x 5" wide, clamps on to standard metal shell E26 socket, wire diameter 1/8".



08375- Brass Plated Finish



08375A- Antique Brass Finish



08375B- Antique Bronze Finish



08375N- Polished Nickel Finish



Bulb cage #08375A shown with optional short keyless lamp socket #48291A with antique brass finish

NEW! Multi-Port Canopies for Custom Ceiling Pendants

The possibilities are limitless with these new single and multi-port canopy kits. Each canopy comes with a complete mounting kit to fit a standard 4" electrical box and .32" diameter cord-grip bushing(s) that are compatible with a wide variety of popular lamp cords including cotton, rayon, & PVC in twisted pair, 2 & 3-wire (SVT-2 & SVT-3) Round Pulley styles. All canopies are 1" in height. Canopies are not U.L. approved. These pendant canopies are not intended to mount large/heavy glass or metal lampshades.




Mounting kit for 5" dia. canopies

Mounting kit for 6" & 8" dia. canopies




Side Mount Canopies



11718A
1-Port, Antique Brass

Item No.	No. of Ports	Size & Metal Finish
11718A	1	5" Diameter, 1" Ht., Antique Brass Finish
11718BK	1	5" Diameter, 1" Ht., Flat Black Finish
11718N	1	5" Diameter, 1" Ht., Nickel Plated Finish
11718U	1	5" Diameter, 1" Ht., Unfinished Steel
11718W	1	5" Diameter, 1" Ht., White Finish



3-Port, Flat Black 11719BK

Item No.	No. of Ports	Size & Metal Finish
11719BK	3	6" Diameter, 1" Ht., Flat Black
11719N	3	6" Diameter, 1" Ht., Nickel Plated
11719U	3	6" Diameter, 1" Ht., Unfinished Steel
11719W	3	6" Diameter, 1" Ht., White Finish



3-Port, Nickel Plated 11719N



5-Port, Unfinished Steel 11721U

Item No.	No. of Ports	Size & Metal Finish
11721BK	5	8" Diameter, 1" Ht., Flat Black
11721N	5	8" Diameter, 1" Ht., Polish Nickel
11721U	5	8" Diameter, 1" Ht., Unfin. Steel
11721W	5	8" Diameter, 1" Ht., White Finish



5-Port, White 11721W



Use New Multi-Port canopies, modern style sockets, and oversized vintage light bulbs to create an endless variety of custom light pendants.

Canopy: 11719BK

Sockets: 48260B

Light Bulbs: 47208



Canopy: 11718A

Socket: 47729A

Light Bulb: 47206



Bar Hole Canopies

11719A1
1-Port, Antique Brass



11719N1
1-Port, Nickel Plated

Item No.	No. of Ports	Size & Metal Finish
11744A	1	5 1/4" Diameter, 1" Ht., Antique Brass
11744BK	1	5 1/4" Diameter, 1" Ht., Satin Black
11744BR	1	5 1/4" Diameter, 1" Ht., Unfin. Brass
11744C	1	5 1/4" Diameter, 1" Ht., Polish Copper
11744N	1	5 1/4" Diameter, 1" Ht., Polish Nickel
11744SN	1	5 1/4" Diameter, 1" Ht., Satin Nickel
11744S	1	5 1/4" Diameter, 1" Ht., Unfinish Steel
11744W	1	5 1/4" Diameter, 1" Ht., White Finish

Item No.	No. of Ports	Size & Metal Finish
11719A1	1	6" Diameter, 1" Ht., Antique Brass
11719BK1	1	6" Diameter, 1" Ht., Satin Black
11719N1	1	6" Diameter, 1" Ht., Polished Nickel
11719SN1	1	6" Diameter, 1" Ht., Satin Nickel
11719U1	1	6" Diameter, 1" Ht., Unfinished Steel
11719W1	1	6" Diameter, 1" Ht., White Finish

Single Port canopy set comes with one large, matching-color metal cord grip bushing with hard black set screw, lock washer nut, pipe bushing, crossbar with ground screw and 8-32 mounting holes and (4) 8-32 x 1" long matching color single slot mounting screws. Canopy kit also has 3 wire nuts, (cord grip bushing I.D. = .34~.36mm), ground wire. **For SVT 2 and SVT 3 Braided Wire**


Hardware Mounting Kit for 11719 and 11744 series canopies



Single Port Ceiling Canopies



11744A- Antique Brass



11744SN- Satin Nickel

Single Port, 5 1/4" diameter modern stamped steel canopy kit for cord pendant, 1 3/4" height, comes with metal cord grip bushing that has a cord opening dia. of .350" and fits SVT-2 and SVT-3 lamp cord. Mount kit includes crossbar, and all mounting hardware. Canopy has 5/8" dia. center hole that slips 1/4IP. Unassembled. Your choice of finish



11744BR- Unfinished Brass



11744BK - Satin Black



11744N- Polished Nickel



11744S- Unfinished Steel




11744W- White Finish



11744C- Polished Copper

Hardware Mounting Kit for:
11744 & 11719 Series Canopies




Single Port, 6" diameter modern stamped steel canopy kit for cord pendant, 1 3/4" height, comes with metal cord grip bushing that has a cord opening dia. of .350" and fits SVT-2 and SVT-3 lamp cord. Mount kit includes crossbar, and all mounting hardware. Canopy has 5/8" dia. center hole that slips 1/4IP. Unassembled. Your choice of finish.



11719A1 - Antique Brass



11719BK1- Satin Black



11719SN1- Satin Nickel



11719N1- Nickel Plated



11719U1- Unfinished Steel



11719W1- White

Ceiling Canopy Hardware Kits

All of our ceiling and fixture canopy kits come with complete mounting hardware. However, our canopies that are sold as "canopy only" will need mounting hardware such as that which is pictured below.



I0960 - Ceiling canopy hardware mount kit comes with crossbar, 2 pieces of 1/2" x 8-32 screws, 2 pieces of 1 1/2" x 8-32 screws, brass cap nuts, lock nut, lock washer, 3 wire nuts, brass cord grip bushing, brass loop



I0960BK - Ceiling canopy hardware mount kit comes with crossbar, 2 pieces of 1/2" x 8-32 screws, 2 pieces of 1 1/2" x 8-32 screws, black cap nuts, lock nut, lock washer, 3 wire nuts, black cord grip bushing, black loop



I0960N - Ceiling canopy hardware mount kit comes with crossbar, 2 pieces of 1/2" x 8-32 screws, 2 pieces of 1 1/2" x 8-32 screws, nickel cap nuts, lock nut, lock washer, 3 wire nuts, nickel cord grip bushing, nickel loop



I0960W - Ceiling canopy hardware mount kit comes with crossbar, 2 pieces of 1/2" x 8-32 screws, 2 pieces of 1 1/2" x 8-32 screws, white cap nuts, lock nut, lock washer, 3 wire nuts, white cord grip bushing, white loop




I0979 - Ceiling canopy hardware mount kit 4/8" crossbar kit, comes with 1/4IP tapped crossbar with ground screw, 1/4IP x 1/8IP 1" tall hickey, brass 1/4M to 1/8F reducing bushing, 2 pieces 8-32 x 1/2" long slotted brass plated screws, 1 piece each of 1/4IP x 5/8" long nipple, 1/4IP x 1 1/2" nipple, 1/8IP x 5/8" long nipple, and 1/8IP x 1 1/2" long nipple, 1 piece each 1/4F and 1/8F nuts



Canopy Hardware Set with die cast screw collar loop (seats canopy with 1 1/16" center hole), includes two 1/4IP nipples (1 1/2" & 2 1/2"), one 1/4F steel hex nut, two screws (1/2" X 8/32), and heavy 1/4F crossbar. Your choice of loop finish

- I0933A** -Antique Brass
- I0933B** -Bronze
- I0933N** -Nickel Plated
- I0933SN** -Satin Nickel
- I0933BK** -Black Finish
- I0933W** -White Finish
- I0933** -Brass Plated & Lacq.



I22878 - Side Mount Style Ceiling canopy hardware kit comes with 1 piece slotted crossbar, zinc plated steel, 4 7/8" long x 7/8" wide x .072" thick with two 8-32F side holes, slotted 3 5/8" center to center for fitting residential box, slot size about 1 1/16" x 3/16", 2 pieces - zinc plated slotted head steel screws 3/8" long thread length x 8-32m thread, 2 pieces - zinc plated slotted head steel screws 1" long thread length x 8-32m thread, green 8-32 ground screw mounted in each piece, each kit in plastic bag



Canopy Hardware Set with cast brass screw collar loop (seats canopy with 1 1/16" center hole), includes two 1/4IP nipples (1 1/2" & 2 1/2"), one 1/4F steel hex nut, two 1/2" X 8/32 screws, and heavy 1/4F crossbar. Your choice of loop finish

- I0951** -Polished & Lacquered
- I0951A** -Antique Brass
- I0951B** -Antique Bronze
- I0951U** -Unfinished Brass
- I0951N** -Nickel Plated Brass
- I0951SN** -Satin Nickel Finish

Steel And Wooden Canopy Kits For Cord Pendant

Fits Twisted Pair Braided and SVT 2 and SVT 3 Plastic Lamp Cords



11784- Brass Plated



11784A- Antique Brass



11784BK- Satin Black

Single Port, 5" diameter modern stamped steel canopy kit for cord pendant, 2" height, comes with cord grip bushing that has a cord opening dia. of .270" and fits twisted pair braided wire as well as SVT-2 and SVT-3 lamp cord. Mount kit includes crossbar, and all mounting hardware. Canopy has $\frac{7}{16}$ " dia. center hole that slips $\frac{1}{8}$ IP. Unassembled. Your choice of finish.



11784N- Nickel Plated



11784SN- Satin Nickel

- 11784** - Brass Plated Finish
- 11784A** - Antique Brass Finish
- 11784BK** - Satin Black Finish
- 11784N** - Nickel Plated Finish
- 11784SN** - Satin Nickel Finish
- 11784W** - White Finish



11784W- White




Illustration of Hardware Kit that comes with all 11784 series canopies




11664U - 2 $\frac{5}{8}$ " tall x 1 $\frac{5}{8}$ " inside diameter beech wood socket cover, 1/8 IP slip center hole, Stains or paints easily, unfinished, not laminated



11745UK



11749UK



HARDWARE KIT



HARDWARE KIT



11760UK



11761UK

5 $\frac{3}{8}$ " diameter, 1 $\frac{1}{4}$ " ht. round beech wood, side mounting canopy kit. Stains or paints easily, unfinished, not laminated. Includes hardware mounting kit. #11745UK has cord bushing that fits twisted pair and SVT-2 braided lamp cord.

- 11745UK** - with 1/8 IP slip Center Hole & Cord Bushing
- 11749UK** - w/No Center Hole

5 $\frac{3}{8}$ " x 5 $\frac{3}{8}$ " square beech wood, side mounting canopy kit. 1 $\frac{1}{4}$ " height, Stains or paints easily, unfinished, not laminated. Includes hardware mounting kit. #11760UK has cord bushing that fits twisted pair and SVT-2 braided lamp cord.

- 11760UK** - with 1/8 IP slip Center Hole & Cord Bushing
- 11761UK** - w/No Center Hole

Modern Canopy Kits For Cord Pendant

Fits Twisted Pair Braided and SVT 2 and SVT 3 Plastic Lamp Cords



11783- Brass Plated



11783A- Antique Brass



11783B- Antique Bronze



11783BK- Satin Black



11783SB- Satin Brass



11783C- Polished Copper



11783N- Nickel Plated



11783BL- Glossy Black

Modern stamped steel canopy kit for cord pendant, 5 1/4" diameter, 1 1/2" height, comes with cord grip bushing with entrance hole of .270" dia. which fits twisted pair braided cord as well as SVT-2 and SVT-3 plastic lamp cord. Kit includes crossbar and all mounting hardware. Canopy has 7/16" dia. center hole that slips 1/8IP. Unassembled. Your choice of finish.




11783W- White




11783SN- Satin Nickel

- 11783 - Brass Plated Finish
- 11783A - Antique Brass Finish
- 11783B - Antique Bronze Finish
- 11783SB - Satin Brass Finish
- 11783BK - Satin Black Finish
- 11783BL - Glossy Black Finish
- 11783C - Polished Copper Finish
- 11783N - Nickel Plated Finish
- 11783W - White Finish
- 11783SN - Satin Nickel Finish

Illustration of Hardware Kit that comes with all 11783 series canopies



BRASS MODERN CANOPY KIT W/BRASS BUSHING



5 1/4" diameter Modern stamped brass canopy kit for cord pendant, 1 1/2" height, comes with a brass cord grip bushing with entrance hole of .270" which fits twisted pair braided and SVT-2 and SVT-3 plastic lamp cord, crossbar, and all mounting hardware, 7/16" center hole that slips 1/8IP, unassembled, unfinished brass.

- 11777BRB - Canopy & hardware kit with matching finish
- 11777BR - Canopy only (no hardware)

PENDANT CANOPY KIT TO MOUNT LED DRIVER

5" X 2" deep, steel side mounted crossbar single port canopy kit with **room to mount LED driver**. Kit comes with 2 side-mount screws, 2 crossbar screws, 3 wire nuts, and side-mount crossbar. Cord entrance hole is .31" and fits a variety of twisted pair cord and SVT braided wire. Your Choice of Metal Finish:

- 11742BK - Satin Black Finish
- 11742W - White Finish
- 11742S - Unfinished Steel



11742BK



11742W



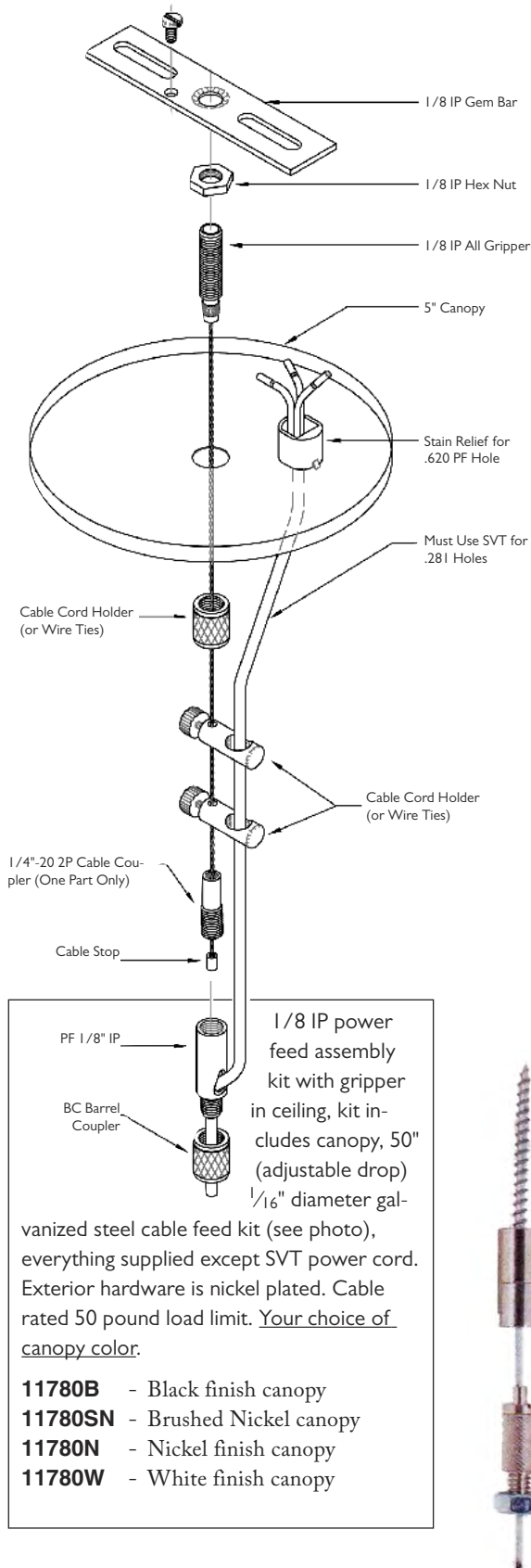
11742S

Fits Round Cord Sizes Up To, and Including, SVT3 Braided

CANOPY KITS FOR CORD PENDANTS

Fits Twisted Pair Braided and SVT 2 and SVT 3 Plastic Lamp Cords

Steel Cable Kits For Pendant Support



10811BB - Glossy Black Finish



10811BKB - Satin Black Finish



10811SBB - Unfinished Steel



10811WB - White Finish

Modern stamped steel canopy kit for cord pendant, 5 1/8" diameter, 1 3/8" height. Canopies come with a metal cord grip bushing with cord opening of .290" dia. which fits twisted pair braided wire as well as SVT-2 and SVT-3 plastic lamp cord. Mounting kits include crossbar and all mounting hardware. Canopy has 7/16" dia. center hole that slips 1/8IP. Your choice of finish. 1 3/8"



Illustration of PARTS KIT for #11811 series canopies above



10811UB - 5 1/8" diameter Modern stamped BRASS canopy kit for cord pendant, 1 3/8" height, comes with brass cord grip bushing with entrance hole of .290" which fits twisted pair braided and SVT-2 and SVT-3 plastic lamp cord, crossbar, and all mounting hardware, 7/16" dia. center hole that slips 1/8IP, unassembled, unfinished brass.

13005- 1/4-20 IPS Cable Hanging Kit comes with 50" 1/16" galvanized steel cable, nickel plated standoff coupling for flush mount to dry wall, 1/4-20 IP adjustable cable gripper, and 1.5" long wood screw. Cable rated 50 pound load limit.

- 4 Foot length - 1/16" dia. steel cable
- Chrome plated ceiling cable coupler
- 1/4-20 IPS adjustable cable gripper
- 1 1/2" wood screw

Cable rated for 50 lbs.



13009-

120 inches (10 ft.) of 1/16" diameter galvanized steel cable with #1 stop sleeve. Cable rated for 50 lbs.

Canopy Only – 1/8 IPS Center Hole Slip Canopies



11782BR- 5" diameter solid brass canopy with 1/8IP slip center hole, 1 3/16" height, unfinished brass



10044U - 5" diameter, Heavy, die cast brass modern style canopy, 3/4" height, slip 1/8IP center hole. Unfinished brass



11786U- Die Cast Brass Canopy, 4 3/4" dia., 2 3/8" deep, slip 1/8IP center hole, unfinished brass



10051U - 5" dia. Modern style SPUN BRASS base, 1/8F (7/16" dia) center hole, 1" ht. Bottom with rolled in edge.



10838U- Die cast brass canopy or back plate, 4 3/4" X 1 1/8", with 1/8 IP slip hole. Unfinished brass



11795U- Die Cast Brass Canopy, 5 1/2" dia., 2 3/4" deep, slip 1/8IP center hole, unfinished brass



11860U- Die Cast Brass Canopy, 5" dia., 2 5/8" deep, with 1/8 IP slip center hole. Unfinished



Die cast brass cap or canopy, slips 1/8IP, Unfinished

11727U - 4" dia. brass cap, 1 5/16" ht.

11728U - 4 3/4" dia. brass canopy or cap, 1 5/8" ht.



11765U - Top quality die cast brass canopy or backplate, 5" square x 3/4" deep, has 1/8IP slip center hole, unfinished



11813U- 3 3/8" dia. Embossed Die Cast Brass Chain Junction Cap, Has 3 loops & 1/8 IP slip center hole, Unfinished.



11814U- Embossed cast brass chain drop canopy. Has 3 loops & 1/8 IP slip center hole. 5 1/4" dia., 7/8" drop. Unfinished brass



11766U - Top quality die cast brass canopy or backplate, 5 3/8" square x 1/4" deep, has 1/8IP slip center hole, unfinished



11440U - 4 3/4" diameter unfinished brass die cast canopy, 2 1/4" height, slips 1/8IP, unfinished brass

Canopy Only – 1/8 IPS Center Hole Slip Canopies



11856U- Die Cast Brass Canopy, 7⁷/₈" dia., 2³/₈" deep, with 1/8 IP slip center hole. Unfin.



11724U - 3¹/₈" diameter die cast brass cap, 1" height, slips 1/8IP, unfinished



Die cast brass canopy or cap, slips 1/8IP, unfinished

11725U - 4" dia., 1¹/₁₆" height
11726U - 5¹/₂" dia., 1⁵/₈" height



Die cast brass canopy or cap, slips 1/8IP, Unfinished

11720U - 4" dia., 1¹/₄" height
10819U - 4³/₄" dia., 1³/₄" height



11722U - 5¹/₂" dia., 1⁷/₈" height, die cast brass canopy or cap, slips 1/8IP, Unfinished Brass



11723U - 6¹/₄" dia., 2³/₈" height, die cast brass canopy or cap, slips 1/8IP, Unfinished Brass



11457U- 4³/₄" diameter unfinished brass die cast canopy, 1¹/₂" height, has ⁷/₁₆" (1/8 IP slip) diameter center hole, unfinished brass



11458U- 6¹/₄" diameter unfinished brass die cast canopy, 1⁷/₈" height, has ⁷/₁₆" (1/8 IP slip) diameter center hole, unfinished brass




11459U- 7⁷/₈" diameter unfinished brass die cast canopy, 2" height, has ⁷/₁₆" (1/8 IP slip) diameter center hole, unfinished brass



Spun Steel canopy, ⁷/₁₆" center hole slips 1/8IP, ³/₄" tall, Unfinished Steel. Your Choice of diameter.

11443S- 7⁷/₈" dia.
11444S- 9⁷/₈" dia. (pictured)



Spun Brass canopy, ⁷/₁₆" center hole slips 1/8IP, ³/₄" tall, Unfinished Brass - nice heavy gauge brass

11443U- 7⁷/₈" diameter (pictured)
11444U- 9⁷/₈" diameter

Canopy Only – 1/8 IPS Center Hole Slip Canopies



Unfin. Brass



Polished & Lacq. Brass



Nickel Plated Brass

Stamped embossed fixture canopies, 5 1/4" dia., slips 1/8 IP with 7/16" center hole

- 10808U**- Brass, Unfinished
- 10808** - Brass w/Polished & Lacq. Finish
- 10808N**- Brass, Nickel Plated
- 10808A**- Brass w/Antique Brass Finish
- 10808BK**- STEEL, Satin Black Finish
- 10808B**- Brass w/Antique Bronze Finish
- 10808S**- STEEL, Unfinished



Antique Brass



Steel, Satin Black



Antique Bronze Finish



Steel, Unfin.



Stamped Brass Fixture Canopy.

with 1/8IP slip center hole, 5 1/4" dia., 3" ht.

- 11838** - Polished & Lacq.
- 11838U**- Polished, No Lacq.
- 11838N**- Nickel Plated
- 11838A**- Antique Finish



Stamped Brass Canopy, hammered Arts & Crafts design. 5 1/4" dia., 1 7/8" ht. 1/8 IP center hole slip.

- 11843A**- Antique Brass Finish
- 11843U**- Unfinished



Stamped Brass Low Profile canopy or back plate slips 1/8 IP center hole. 4 7/16" dia., 2" ht.

- 11842U**- Polished, No Lacq



11863U- 5 3/8" dia., Stamped Brass Canopy or Back Plate. 1 1/2" ht., slips 1/8 IP. Unfinished



11815- Spun brass fixture canopy with top opening to slip 1/8 IP pipe. 4" drop., 5 1/8" max. dia. Polished & lacquered finish



Spun brass Fixture Canopy, can be used w/loop for chain hanging fixture or used w/holders no. 10762, 10763, 10764, or 10766 for close-to-the-ceiling fixture. 5 1/4" dia. X 2 3/4" deep, 1/8 IP slip center hole, 2 bar holes, 4 1/2" C to C. Fits crossbar # 22882 & 22887.

- 11830**- Brass, P & L finish
- 11830U**- Brass, Unfinished
- 11830N**- Nickel Plated

Side-Mounting – 1/8 IPS Center Hole Slip Canopies



11763U- Unfinished Brass



11763A- Antique Brass



11763BK- Satin Black



11763N- Polished Nickel



11763SN- Satin Nickel

5" x $\frac{3}{4}$ " height Square STEEL Side-mounting Canopy with interior mounting hardware and 2 set screws, 8-32 ground screw. Your Choice of Finish




Illustration of included side-mounting hardware (11763A)



11763W- Glossy White


11763U- Unfinished BRASS
11763A- Antique Brass Finish
11763BK- Satin Black Finish
11763N- Polished Nickel Finish
11763SN- Satin Nickel Finish
11763W- Glossy White Finish



11762U- Unfinished Brass



11762A- Antique Brass




11762BK- Satin Black



11762C- Polished Copper



11762N- Polished Nickel



11762S- Unfinished Steel

5" diameter x $\frac{3}{4}$ " height, Side-mounting STEEL Canopy (#11762U is brass) with interior mounting hardware and 3 set screws, 8-32 ground screw. Your Choice of Finish



11762SN- Satin Nickel



11762W- Glossy White




Illustration of included side-mounting hardware (11762A)

11762U- Unfinished BRASS
11762A- Antique Brass Finish
11762BK- Satin Black Finish
11762C- Polished Copper Finish
11762N- Polished Nickel Finish
11762S- Unfinished Steel
11762SN- Satin Nickel Finish
11762W- Glossy White Finish

Side Mount Canopy & 1/8 IPS Center Hole Slip Canopies



1144IU - 4¹¹/₁₆" diameter unfinished brass die cast canopy, 1¹/₂" height, slips 1/8IP with side mounting crossbar tapped 8-32F and (2) 8-32 mounting screws, unfinished brass

Canopy Only – 1/8 IPS Center Hole Slip Canopies




11758 - 5" diameter steel canopy, ⁷/₁₆" center hole slips 1/8 IP, 1 ⁷/₈" tall, brass plated finish



11758CH - 5" diameter steel canopy, ⁷/₁₆" center hole slips 1/8 IP, 1 ⁷/₈" tall, chrome plated finish

Modern Single Port Canopies



10852SB -Satin Brass finish modern canopy or sconce cap, 5 ³/₄" diameter with 1/8IP slip center holes. ¹⁵/₁₆" height, good canopy to match neckless shade holders 11792SB & 11793SB. Canopy is made of brass material



10852U -Unfinished Brass modern canopy or sconce cap, 5 ³/₄" diameter with 1/8IP slip center holes. ¹⁵/₁₆" height, good canopy to match neckless shade holders 11792U & 11793U. Canopy is made of brass material




10852BK -Satin Black finish modern canopy or sconce cap, 5 ³/₄" diameter with 1/8IP slip center holes. ¹⁵/₁₆" height, good canopy to match neckless shade holders 11792BK & 11793BK. Canopy is made of brass material

Canopy Only – 1/8 IPS Center Hole Slip Canopies

Steel Canopies - No Mounting Hardware




11811A- Antique Brass Finish




11811B- Glossy Black Finish




11811BK- Satin Black Finish



11811BL- Glossy Blue Finish



11811G- Glossy Green Finish



11811R- Glossy Red Finish



11811SN- Satin Nickel Finish



11811S- Unfinished Steel



11811W- Glossy White Finish

STEEL Ceiling Canopies or Back Plates (No Hardware) 5 1/8" dia. with 1/8IP slip center hole. 7/8" ht., Choice of Finish

- 11811A** - Antique Brass Finish (Steel)
- 11811B** - Glossy Black Finish (Steel)
- 11811BK** - Satin Black Finish (Steel)
- 11811BL** - Glossy Blue Finish (Steel)
- 11811G** - Glossy Green Finish (Steel)
- 11811R** - Glossy Red (Steel)
- 11811SN** -Satin Nickel Finish (Steel)
- 11811S** - Unfinished Steel
- 11811W**- Glossy White (Steel)

Canopy Only – 1/8 IP Center Hole Slip w/Bar Holes



11438BK- Satin Black Finish



11438SN- Satin Nickel Finish



11438W- Glossy White Finish



11438U- Unfinished Brass



11779BR- 5" diameter modern brass canopy with 1/8IP slip center hole and bar holes 2 3/4" center to center, 1 3/16" height, Unfinished Brass



11779U- 5" diameter modern steel canopy with 1/8IP slip center hole and bar holes 2 3/4" center to center, 1 3/16" height, Unfinished Steel

METAL Ceiling Canopy, 5 1/2" dia. x 7/8" height, with 1/8IP slip center hole, two bar screw holes spaced 2 3/4" center to center, Choice of Finished Steel or Unfinished Brass


Canopy Only - 1/8 IP Center Hole Slip w/Bar Holes



11775 - Steel, Brass Plated



11775A - Steel, Antique Brass Finish



11775BK - Steel, Black Finish

Steel canopy only, 5 1/4" diameter with 1/8IP slip center hole and bar holes 2 3/4" center to center, 3/4" height. Nice, inexpensive, general purpose style canopy. Your Choice of Finish

11775 - Brass Plated (Steel)

11775A - Antique Brass Finish (Steel)

11775BK - Black Finish (Steel)

11775N - Nickel Plated Finish (Steel)

11775W - White Enamel Finish (Steel)



11775N - Steel, Nickel Plated Finish



11775W - Steel, White Finish

Brass ceiling Canopy only, 5 1/4" diameter with 1/8IP slip center hole and bar holes 3 9/16" center to center, 1/2" height. Nice, inexpensive, general purpose style canopy. Your Choice of Finish

11777BR - Unfin. Brass

11777BSB - Satin Brass, BRASS - No Lacquer

Bar Holes are
3 9/16" C to C



11777BR - Unfinished BRASS



11777BSB - Satin Brass - BRASS, No Lacquer

Steel Ceiling Canopy only, 5 1/4" diameter with 1/8IP slip center hole and bar holes 2 3/4" center to center, 1/2" height. Nice, inexpensive, general purpose style canopy. Your Choice of Finish

11777A - Antique Brass

11777B - Antique Bronze

11777BL - Glossy Black

11777BK - Sat. Black, Steel

11777U - Unfinished Steel

11777N - Pol. Nickel, Steel

11777SB - Satin Brass Finish, Steel

11777SN - Satin Nickel, Steel

11777C - Polished Copper, Steel

11777W - Glossy White Finish, Steel

Bar Holes are 2 3/4" C to C




11777A - Antique Brass Finish



11777B - Antique Bronze



11777BL - Glossy Black



11777BK - Satin Black



11777U - Unfinished Steel




11777N - Polished Nickel



11777SB - Satin Brass Finish- Steel



11777SN - Satin Nickel



11777C - Polished Copper



11777W - White Finish

Canopy Only - 1/8 IP Center Hole Slip w/Bar Holes



Unfin. Brass



Antique Brass



Antique Bronze



Nickel Plated

5" diameter solid spun brass canopy with 1/8IP slip center hole and bar holes 4 1/4" center to center, 1 3/16" height, antique brass finish - your choice of finishes.

- 11825U- Unfinished Brass
- 11825A- Antique Brass
- 11825B- Antique Bronze Finish
- 11825N- Nickel Plated Finish



Unfin. Brass



Antique Brass



Antique Bronze

4 5/8" diameter solid spun brass canopy, center hole slips 1/8IP, bar holes 3 9/16" center to center, 1 3/4" deep - your choice of finishes.

- 11733U- Unfinished Brass
- 11733A- Antique Brass
- 11733B- Antique Bronze Finish
- 11733BK- Satin Black Finish




Satin Black




Stamped Brass Canopy or backplate with 1/8 IP slip center hole, 2 bar holes, 2 3/4" C to C, 4 7/8" dia. X 1 1/4" ht.

- 11851U- Polished, No Lacq.
- 11851N- Nickel Plated



10044BK- 5" diameter x 3/4" deep, heavy gauge **cast iron** canopy with 2 bar holes 3 9/16" center to center, has 5/8" dia. center hole (slips 1/4 IP), satin black finish



11765BK- 5" square x 3/4" deep, heavy gauge **cast iron** canopy with 2 bar holes 3 9/16" center to center, has 5/8" dia. center hole (slips 1/4 IP), satin black finish



11466BK- 6 9/16" diameter x 1 15/16" deep, steel canopy, 7/16" center hole that slips 1/4IP, 2 bar holes 4 1/4" center to center, rolled bottom edge, satin black finish

Canopy Only - 1/8 IP Center Hole Slip w/Bar Holes

Ceiling Canopy or Back Plate (No Hardware) **5 1/8" dia.**, with 1/8 IP slip center hole and 2 bar holes 3 9/16" center to center, rolled inside bottom edge, 5 1/8" O.D., 7/8" tall, Choice of Finish and Material (steel or brass).

5 1/8" Diameter

STEEL

10811A - Antique Brass

10811B - Black Enamel

10811BK - Satin Black

10811C - Polished Copper

10811HG - Harvest Gold

10811N - Polished Nickel

10811S - Unfinished Steel

10811SN - Satin Nickel

10811W - Glossy White


BRASS

10811U - Unfinished brass


10811SB Brass, satin brass finish



10811A - Antique Brass (Steel)



10811B - Black Enamel (Steel)



10811BK - Satin Black (Steel)




10811C - Polished Copper Finish



10811HG - Harvest Gold (Steel)



10811N - Polished Nickel (Steel)



10811S - Unfinished Steel



10811SN - Satin Nickel (Steel)



10811W - Glossy White (Steel)




10811U - Unfinished Brass



10811SB - Brass, Satin Brass Finish

This unique modern sconce uses our canopy number 10811BK (see above) and new black glazed porcelain E26 lamp sockets (#48096) from page H-26.




6" Diameter

Unfinished Ceiling Canopy or Back Plate (No Hardware) **6" dia.**, with 1/4 IP slip center hole (approx. 1/2" dia.) and 2 bar holes 3 9/16" center to center, rolled inside bottom edge, 6" O.D., 1" tall, Your choice of material (steel or brass).




11747U - Unfinished Brass




11747S - Unfinished Steel

Canopy Only - Canopies for Screw Collar Loops



11767BK- Heavy gauge **cast iron** canopy, 5" round x $\frac{3}{4}$ " deep, has $1\frac{1}{16}$ " I.D. center hole, satin black finish




11764BK- Heavy gauge **cast iron** canopy, 5" square x $\frac{3}{4}$ " deep, has $1\frac{1}{16}$ " I.D. center hole, satin black finish




11464BK- $6\frac{1}{4}$ " diameter steel canopy, $1\frac{1}{16}$ " I.D. center hole for screw collar loop, $1\frac{1}{8}$ " tall, satin black finish



11773A - Brass canopy with antique brass finish, $4\frac{3}{8}$ " diameter brass canopy with $1\frac{1}{16}$ " I.D. center hole, 1" height.



11764U - Heavy die cast brass canopy, 5" square x $\frac{3}{4}$ " deep, has $1\frac{1}{16}$ " I.D. center hole, unfinished brass



Modern canopy, $5\frac{1}{8}$ " outside diameter, $\frac{1}{2}$ " ht., $1\frac{1}{16}$ " I.D. center hole for screw collar loop.

11757U - Unfinished Brass

11757S - Unfinished Steel



11767U - Heavy die cast brass modern style canopy, 5" diameter x $\frac{3}{4}$ " height, $1\frac{1}{16}$ " I.D. center hole for screw collar loop, unfinished brass



Unfinished brass die cast canopy, has $1\frac{1}{16}$ " I.D. center hole for screw collar loop, unfinished brass

11458UH- $6\frac{1}{4}$ " diameter, $1\frac{7}{8}$ " height

11459UH- $7\frac{7}{8}$ ", 2" height



11447U- $6\frac{1}{4}$ " diameter unfinished brass die cast canopy, $\frac{3}{4}$ " height, has $1\frac{13}{32}$ " diameter center hole for large screw collar loop, unfinished brass, fits screw collar loops 10999U, 20851U, 20843U, 20827U, 21246U



11796U- 5" diameter brass canopy with $1\frac{1}{16}$ " I.D. center hole, $\frac{7}{8}$ " height, unfinished brass



11831U - $5\frac{1}{4}$ " diameter brass canopy with $1\frac{1}{16}$ " I.D. center hole, $1\frac{3}{8}$ " height. Solid, heavy gauge brass canopy, unfinished brass



10803U- $5\frac{1}{2}$ " diameter brass canopy with $1\frac{1}{16}$ " I.D. center hole, $1\frac{1}{2}$ " height. Solid, heavy gauge brass canopy, unfinished brass

Canopy Only - Canopies for 1 1/16" Screw Collar Loops



Canopy only, 5 1/2" diameter brass canopy with 1 1/16" I.D. center hole, 1 1/2" height.

10803 - Polished & Lacquered Brass
10803U - Unfinished Brass



10803A - Canopy only, ANTIQUE BRASS finish, 5 1/2" diameter brass canopy with 1 1/16" I.D. center hole, 1 1/2" height.



10803N - Canopy only, NICKEL PLATED finish, 5 1/2" diameter brass canopy with 1 1/16" I.D. center hole, 1 1/2" height.



10803B - Canopy only, ANTIQUE BRONZE finish, 5 1/2" diameter brass canopy with 1 1/16" I.D. center hole, 1 1/2" height.



11852U - Die Cast Brass Canopy, 5 1/2" dia., 1 1/2" deep, with 1 1/16" I.D. center hole for screw collar loop. Unfinished brass



11853- Die Cast Brass Canopy, 5 1/2" dia., 1 1/2" deep, with 1 1/16" I.D. center hole, Polished & Lacquered



11853A- Die Cast Brass Canopy, 5 1/2" dia., 1 1/2" deep, with 1 1/16" I.D. center hole, antique brass finish



11853B- Die Cast Brass Canopy, 5 1/2" dia., 1 1/2" deep, with 1 1/16" I.D. center hole, antique bronze finish




11853U- Die Cast Brass Canopy, 5 1/2" dia., 1 1/2" deep, with 1 1/16" I.D. center hole, unfinished brass



11853N- Die Cast Brass Canopy, 5 1/2" dia., 1 1/2" deep, with 1 1/16" I.D. center hole, nickel plated finish


Canopy Only - Canopies for 1 1/16" Screw Collar Loops




11756A - Steel, Antique Brass Finish




11756C - Steel, Polished Copper Finish



11756BK - Steel, Satin Black Finish




11756N - Steel, Polished Nickel Finish




11756SN - Steel, Satin Nickel Finish



11756S - Unfinished Steel



11756SB - Brass, Satin Brass Finish



11756U - Unfinished Brass



11756W - Steel, Glossy White

Steel Canopies with rolled inside bottom edge, 5 1/8" outside diameter, 3/4" height, 1 1/16" inside diameter center hole for screw collar loop. Canopies #11756U & 11756SB are made of brass. Your Choice of Material and Finish

- 11756A**- Antique Brass Finish
- 11756C**- Polished Copper
- 11756BK**- Satin Black Finish
- 11756N**- Polished Nickel Finish
- 11756SN**- Satin Nickel Finish
- 11756S**- Unfinished Steel
- 11756SB**- Satin Brass Finish
- BRASS**
- 11756U**- Unfinished BRASS
- 11756W**- Glossy White



Solid stamped brass canopy with rosette design, 5 1/4" dia. X 1 1/8" deep with 1 1/16" center hole for screw collar loop. Nice general purpose design. No canopy kit included

- 10806** - Polished and lacquered
- 10806U**- Unfinished Brass
- 10806A** - Antique brass finish
- 10806N** - Nickel plated
- 10806S** - STEEL, Unfinished



11839U- Stamped Brass Fixture Canopy with 1 1/16" I.D. center hole. 5 1/4" dia. X 3" ht. Polished Brass, No Lacquer



11433U - 5" diameter cast brass canopy, 1 1/8" height, slips 1 1/16" center hole, Unfinished Brass



11433A - 5" diameter cast brass canopy, 1 1/8" height, slips 1 1/16" center hole, Antique Brass Finish



11433B - 5" diameter cast brass canopy, 1 1/8" height, slips 1 1/16" center hole, Antique Bronze Finish

Canopy Only - Canopies for 1 1/16" Screw Collar Loops



11875A - 5 1/2" Diameter, Antique Brass Finish, Die Cast Brass Ceiling Canopy for use with a screw collar loop, 1 5/8" height, center hole slips 1 1/16", fits our screw collar loops 10995A and others. This canopy is of the highest quality in terms of casting and design, and will compliment many styles of lighting fixtures. Antique brass finish.



11875B - 5 1/2" Diameter, Antique Bronze Finish, Die Cast Brass Ceiling Canopy for use with a screw collar loop, 1 5/8" height, center hole slips 1 1/16", fits our screw collar loops 10995BK and others. This canopy is of the highest quality in terms of casting and design, and will compliment many styles of lighting fixtures. Antique bronze finish.



11875U - 5 1/2" Diameter, Unfinished, Die Cast Brass Ceiling Canopy for use with a screw collar loop, 1 5/8" height, center hole slips 1 1/16", fits our screw collar loops 10995U, 10996U, and others. This canopy is of the highest quality in terms of casting and design, and will compliment many styles of lighting fixtures. Unfinished Brass.



11875N - 5 1/2" Diameter, Nickel Plated, Die Cast Brass Ceiling Canopy for use with a screw collar loop, 1 5/8" height, center hole slips 1 1/16", fits our screw collar loops 10995N and others. This canopy is of the highest quality in terms of casting and design, and will compliment many styles of lighting fixtures. Nickel plated brass.



11789U - 6" Diameter, Die Cast Brass Canopy for use with screw collar loop, 6" diameter, 1 5/8" height, center hole slips 1 1/16", fits our 10995U and other screw collar loops, and 20853 and 20852U loops, unfinished brass



11799U - 6" Diameter, Die Cast Brass Canopy for use with screw collar loop, 6" diameter, 1 1/2" height, center hole slips 1 13/32", accepts our screw collar loops, 10999U, 20851U, 20843U, 20827U, and 21246U, all of which are designed to support larger-size fixtures. Unfinished Brass



11864U- 5" dia., Stamped Brass Canopy with 1 1/16" slip center hole. 1 3/4" ht., Unfinished



11755 - Steel canopy, 5" diameter, 1 1/16" center hole for screw collar loop, 1 7/8" tall, brass plated finish



11755CH - Steel canopy, 5" diameter, 1 1/16" center hole for screw collar loop, 1 7/8" tall, chrome plated finish

Canopy Only - Canopies for 1 1/16" Screw Collar Loops



11831 - Polished & Lacq. Finish (Brass)



11831A - Antique Brass Finish (Brass)



11831B - Antique Bronze Finish (Brass)



11831N - Nickel Plated Finish (Brass)



11831U - Unfinished (Brass)

Brass canopy only, 5 1/4" diameter with 1 1/16" I.D. center hole, 1 3/8" height. Solid, heavy gauge brass canopy. Your Choice of Finish

- 11831** - Polished & Lacq. Finish
- 11831A** - Antique Brass Finish
- 11831B** - Antique Bronze Finish
- 11831N** - Nickel Plated Finish
- 11831U** - Unfinished Brass



11726UH - 5 1/2" diameter unfinished brass die cast canopy, 1 1/2" height, has 1 1/16" diameter hole for screw collar loop, unfinished brass

11464U - 6 1/4" diameter brass canopy, 1 1/16" diameter center hole for screw collar loop, 1 1/8" tall, unfinished brass



11788 - Brass Plated Finish (Steel)



11788A - Antique Brass Finish (Steel)



11788N - Nickel Plated Finish (Steel)



11788SN - Satin Nickel Finish (Steel)



11788U - Unfinished (Steel)

Steel canopy only, 5 1/4" diameter with 1 1/16" I.D. center hole, 1 3/8" height. Nice, inexpensive, general purpose style canopy. Your Choice of Finish

- 11788** - Brass Plated Finish
- 11788A** - Antique Brass Finish
- 11788N** - Nickel Plated Finish
- 11788SN** - Satin Nickel Finish
- 11788U** - Unfinished Steel

Canopy Only - Canopies for 1 1/16" Screw Collar Loops



11787 - Brass Plated Finish (Steel)



11787A - Antique Brass Finish (Steel)



11787BK - Satin Black Finish (Steel)



11787N - Nickel Plated Finish (Steel)



11787SN - Satin Nickel Finish (Steel)



11787W - White Finish (Steel)



11787U - Unfinished (Steel)

- 11787** - Brass Plated Finish
- 11787A** - Antique Brass Finish
- 11787BK** - Satin Black Finish
- 11787N** - Nickel Plated Finish
- 11787SN** - Satin Nickel Finish
- 11787W** - White Finish
- 11787U** - Unfinished Steel

Steel canopy only, 5" diameter with 1 1/16" I.D. center hole, 1 3/8" height. Nice, inexpensive, general purpose style canopy.



11781 - Brass Plated Finish (Steel)



11781A - Antique Brass Finish (Steel)



11781BK - Satin Black Finish (Steel)



11781N - Nickel Plated Finish (Steel)



11781SN - Satin Nickel Finish (Steel)



11781W - White Finish (Steel)



11781B - Antique Bronze Finish (Steel)



11781U - Unfinished (Steel)

Steel canopy only, 5" diameter with 1 1/16" I.D. center hole, 7/8" height. Nice, inexpensive, general purpose style canopy.

- 11781** - Brass Plated
- 11781A** - Antique Brass
- 11781BK** - Satin Black
- 11781N** - Nickel Plated
- 11781SN** - Satin Nickel
- 11781W** - White Finish
- 11781B** - Antique Bronze
- 11781U** - Unfin. Steel

Canopy Only - Canopies for Screw Collar Loops



11431U - 5 1/2" diameter spun brass beehive canopy, 1 3/4" height, slips 1 1/16" center hole, unfinished brass. 5 1/2"



11431S - 5 1/2" diameter spun steel beehive canopy, 1 3/4" height, slips 1 1/16" center hole, raw steel.



11431N - 5 1/2" diameter spun brass beehive canopy, 1 3/4" height, slips 1 1/16" center hole, polished nickel finish



11430U - 5" diameter spun brass beehive canopy, 1 15/16" height, slips 1 1/16" center hole, unfinished



11430S - 5" diameter spun steel beehive canopy, 1 15/16" height, slips 1 1/16" center hole, raw steel.



11430N - 5" diameter spun brass beehive canopy, 1 15/16" height, slips 1 1/16" center hole, polished nickel finish



11432U - 6 3/8" diameter cast brass canopy, 1 3/16" height, slips 1 1/16" center hole, unfinished brass



11433U - 5" diameter cast brass canopy, 1 1/8" height, slips 1 1/16" center hole, unfinished



11439U - 4 11/16" diameter unfinished brass die cast canopy, 1 7/8" height, has 1 1/16" diameter hole for screw collar loop, unfinished brass



6 1/4" diameter unfinished brass die cast canopy, 2 1/4" height, has hole for screw collar loop, unfinished brass

11731UH - 1 1/16" diameter hole

11731UB - 1 13/32" diameter hole



11722UH - 5 1/2" diameter unfinished brass die cast canopy, 1 3/4" height, has 1 1/16" diameter hole for screw collar loop, unfinished brass



11730UH - 4 3/4" diameter unfinished brass die cast canopy, 1 5/8" height, has 1 1/16" diameter hole for screw collar loop, unfinished brass

Canopies with Slip Rings & Canopies w/Loop Kits



Spun Brass Fixture Canopy with top opening to accommodate 3/4" O.D. tubing. 4" drop, 5 1/8" max. dia.

- 11816A**- Antique Bronze Finish
- 11816U**- Unfinished Brass
- 11816B**- Antique Brass Finish
- 11816N**- Nickel Plated
- 11816**- Polished & Lacquered Brass



Stamped Brass Low Profile canopy or back plate with 3/4" I.D. center slip ring. 4 7/16" dia., 2" ht.

- 11840**- Polished & Lacquered
- 11840U**- Polished, No Lacq



Fixture Canopy, can be used w/loop for chain hanging fixture or used w/holders no. 10762, 10763, 10764, or 10766 for close-to-the-ceiling fixture. 5 1/4" dia. X 2 3/4" deep, 1/8 IP slip center hole, 2 bar holes, 4 1/2" C to C. Fits crossbar # 22882 & 22887.

- 11830S**- Steel, Unfinished
- 11830U**- Brass, Unfinished
- 11830B**- Brass, Ant. Brass Finish
- 11830A**- Brass, Ant. Bronze Finish
- 11830N**- Nickel Plated
- 11830**- Brass, Pol. & Lacquered



11806- Spun brass chain drop canopy for Pan fixtures. Has cast brass hooks, finial, 5 1/8" dia., 4 5/8" drop. Polished & lacq. finish



11818U- Square stamped brass Mission style ceiling canopy or wall backplate, 4 1/2" sq. X 4 1/2" ht., slips 3/4" square tube. Unfinished brass



11805- Die cast brass ceiling canopy with satin black finish, loop, crossbar, and 1/8 IP pipe. 5 1/2" diameter.



11801N - Nickel plated, solid brass die cast canopy with loop, crossbar, and 1/8 IP pipe in center. 5 1/2" dia., X 1 1/2" deep.



Fine die cast brass canopy w/loop, crossbar, & 1/8 IP pipe in center. 5 1/2" dia.
11801- Polished & lacquered
11801U- Unfinished

Canopies with Loop Kits



Large Victorian style die cast canopy with heavy brass loop, crossbar and 1/8 IP pipe. 6¼" dia., 4¼" drop. For larger hanging fixtures.

11809- Pol. & Lacquered
11809U- Unfinished



Victorian style die cast brass canopy with loop, crossbar, and 1/8 IP pipe. 5½" dia., 3½" drop.

11802- Polished and lacquered
11802U- Unfinished



11804- Cast Brass Canopy with polished & lacquered finish, loop, crossbar, and 1/8 IP pipe through center. 5¼" diameter.



Illustration of typical hardware setup for cast brass ceiling canopies on this page



Fine solid brass die cast canopy with loop, crossbar, and 1/8 IP pipe in center. 5½" X 1⅝" deep.

11800U - Unfinished
11800 - Polished & Lacquered



11803- Cast Brass Canopy with polished & lacquered finish, loop, cross bar and 1/8 IP pipe through center. 5⅝" dia.



Two loop, stamped brass embossed canopy with turned finial, cross bar, & 1/8 IP pipe. 5¼" diameter.

10807- Polished & lacquered
10807U- Unfinished



Three loop, stamped brass embossed ceiling canopy with turned finial, crossbar, & 1/8 IP pipe. 5¼" diameter.

10809- Polished & lacquered
10809U- Unfinished



Victorian style die cast brass canopy with loop, crossbar and 1/8 IP pipe. 5½" dia., 2¼" drop.

11808- Pol. & Lacquered
11808U- Unfinished



Illustration of typical hardware parts kit for stamped brass ceiling canopies on this page

Ceiling Canopies with Loop Kits



11778 - BRASS PLATED



11778A - ANTIQUE BRASS



11778BK - SATIN BLACK

Steel canopy & hardware kit with 5" diameter modern steel canopy with 1/8" IP slip center hole, and bar holes 2 3/4" center to center, 1 3/16" ht. Comes with complete hardware kit. Unassembled.

- 11778** - Brass Plated Finish
- 11778A** - Antique Brass Finish
- 11778BK** - Satin Black Finish
- 11778N** - Nickel Plated Finish
- 11778SN** - Satin Nickel Finish
- 11778W** - White Finish



11778N - NICKEL PLATED



11778SN - SATIN NICKEL



11778W - WHITE



Illustration of Hardware Kit For 11778 series Canopies



10811BL - BLACK ENAMEL



10811BKL - SATIN BLACK



10811SL - UNFINISHED STEEL

Modern canopy kit, 5 1/8" diameter with 1/8" IP slip center hole, and bar holes 3 7/16" center to center, 7/8" ht. Comes with complete hardware kit. Unassembled.

- 10811BL** - Black Enamel Finish (Steel)
- 10811BKL** - Satin Black Finish (Steel)
- 10811SL** - Unfinished (Steel)
- 10811WL** - Glossy White Finish (Steel)
- 10811UL** - Unfinished BRASS



10811WL - GLOSSY WHITE



10811UL - BRASS, UNFINISHED




Illustration of Hardware Kit For 10811 series STEEL Canopies



Hardware Kit For #10811UL - Unfinished BRASS Canopy

Ceiling Canopies with Loop Kits



I1879 - Canopy & hardware kit, steel with **BRASS PLATED** finish, 5 1/4" diameter steel canopy with 1/8IP slip center hole and bar holes 2 3/4" center to center, 3/4" height. Nice, inexpensive, general purpose style canopy. Unassembled.



I1879A - Canopy & hardware kit, steel with **ANTIQU BRASS** finish, 5 1/4" diameter steel canopy with 1/8IP slip center hole and bar holes 2 3/4" center to center, 3/4" height. Nice, inexpensive, general purpose style canopy. Unassembled.




Illustration of Hardware Kit For I1879 series canopies and most canopies on this page



I1879BK - Canopy & hardware kit, steel with **BLACK** finish, 5 1/4" diameter steel canopy with 1/8IP slip center hole and bar holes 2 3/4" center to center, 3/4" height. Nice, inexpensive, general purpose style canopy. Unassembled.



I1879N - Canopy & hardware kit, steel with **NICKEL PLATED** finish, 5 1/4" diameter steel canopy with 1/8IP slip center hole and bar holes 2 3/4" center to center, 3/4" height. Nice, inexpensive, general purpose style canopy. Unassembled.



Stamped Brass Canopy, hammered Arts & Crafts design. 5 1/4" dia., 3 1/2" ht. w/loop. Comes w/crossbar & bar screws.

I1873A- Antique Brass Finish

I1873U- Unfinished



I1879W- Canopy & hardware kit, steel with **WHITE** finish, 5 1/4" diameter steel canopy with 1/8IP slip center hole and bar holes 2 3/4" center to center, 3/4" height. Nice, inexpensive, general purpose style canopy. Unassembled.



I1777BRL - Canopy & hardware kit, **UN-FINISHED STAMPED BRASS**, 5 1/4" diameter Thin Brass Canopy with 1/8 IP slip center hole, 1/2" height, and bar holes 3 9/16" center to center. Kit comes w/die cast brass loop. Unassembled.



Stamped brass embossed canopy with loop, cross bar, and 8/32 thread thumb screws for mounting. 5 1/4" diameter.

I0805- Polished & lacquered

I0805U- Unfinished

Versatile Ceiling Canopies w/Loop, Hook, & Cord Grip Bushing Kits



11436U - 5 1/4" diameter stamped brass modern canopy kit, 1 1/4" height, comes with loop, **optional cord grip bushing**, crossbar and all mounting hardware, 7/16" center hole that slips 1/8IP, unassembled, unfinished brass

Cast brass modern canopy kit, 1 1/8" height, comes with loop, **optional cord grip bushing**, crossbar and all mounting hardware, 7/16" center hole that slips 1/8IP, unassembled, unfinished brass. Your choice of size


11434U - 4 3/4" diameter

11435U - 5 1/2" diameter (pictured)



11442U - 5 1/4" diameter stamped brass modern canopy kit, 1 7/8" height, comes with hook, **optional cord grip bushing**, crossbar and all mounting hardware, 7/16" center hole that slips 1/8IP, unassembled, unfinished brass

Illustration of PARTS KIT for #11442U canopy



11783BKH - Satin Black Finish



11777BRH - Unfinished Brass



11783NH - Polished Nickel Finish

Modern canopy kit, 5 1/4" diameter, 1 1/2" height, comes with matching hook and **optional cord grip bushing**, crossbar and all mounting hardware, 7/16" center hole that slips 1/8IP, Unassembled. Your choice of canopy finish



11783AH - Antique Brass Finish



11783SNH - Satin Nickel Finish

- 11783BKH** - Satin Black Finish (Steel)
- 11777BRH** - Unfinished Brass (Brass)
- 11783NH** - Polished Nickel Finish (Steel)
- 11783AH** - Antique Brass Finish (Steel)
- 11783SNH** - Satin Nickel Finish (Steel)

Illustration of PARTS KIT for all canopies in series #11777BHR, and series #11783



Ceiling Canopies with Loop Kits



11716U - Unfinished Brass



11716A - Antique Brass Finish



11716SN - Satin Nickel Finish



11716B - Antique Bronze Finish



11716BK - Satin Black Finish

Brass canopy and hardware kit, 4⁵/₁₆" diameter, 1³/₄" height, comes with a brass loop and cap nuts with matching finish, crossbar and all mounting hardware. ⁷/₁₆" diameter center hole slips 1/8IP, bar holes are 3⁹/₁₆" center to center. Unassembled. Your choice of canopy finish

11716U -Unfinished Brass

11716A - Antique Brass Finish

11716SN - Satin Nickel Finish

11716B - Antique Bronze Finish

11716BK - Satin Black Finish

Illustration of
PARTS KIT
for #11716 series
canopies



Ceiling Canopies with Loop Kits



I0801 - Brass Plated Finish



I0801A - Antique Brass Finish



I0801B - Black Finish



I0801N - Nickel Plated Finish



I0801AB - Antique Bronze Finish



I0801SN - Satin Nickel Finish

Traditional steel canopy with mounting hardware kit, 5 1/8" diameter X 1 1/8" deep, comes with matching loop, crossbar and all mounting hardware. Canopy has a 7/16" center hole that slips 1/8IP. Unassembled. Nice, inexpensive general purpose canopy. Your choice of canopy finish



I0801AC - Antique Copper Finish



I0801W - Glossy White Finish

I0801 - Brass Plated Finish

I0801A - Antique Brass Finish

I0801B - Black Finish

I0801N - Nickel Plated Finish

I0801AB - Antique Bronze Finish

I0801SN - Satin Nickel Finish

I0801AC - Antique Copper Finish

I0801W - Glossy White Finish



Illustration of PARTS
KIT for #10801 series
canopies

Ceiling Canopies with Loop Kits



11746 - Brass Plated Finish



11746A - Antique Brass Finish



11746BL - Black Gloss Finish



11746CH - Chrome Plated Finish



11746W - Glossy White Finish

Stamped steel, modern canopy kit, 5" diameter, 1 3/4" height, comes with matching loop, crossbar and all mounting hardware, 7/16" center hole that slips 1/8IP, Unassembled. Your choice of canopy finish

- 11746** - Brass Plated Finish
- 11746A** - Antique Brass Finish
- 11746BL** - Black Gloss Finish
- 11746CH** - Chrome Plated Finish
- 11746W** - Glossy White Finish




Illustration of PARTS KIT for #11746 series canopies

Ceiling Canopies with Loop Kits



11717U -
Unfinished Brass



Parts Kit for #11717 series
canopies



11717A -
Antique Brass



11717B -
Antique Bronze

Brass canopy & hardware kit, 5" dia. solid brass canopy with 1/8IP slip center hole and bar holes 4 1/4" center to center, 1 3/16" height. Unassembled, your choice of finish.

- 11717U** - Unfinished Brass
- 11717A** - Antique Brass
- 11717B** - Antique Bronze
- 11717N** - Nickel Plated



11717N -
Nickel Plated



11767SL-
Heavy gauge
cast iron
canopy kit with
crossbar, large
loop, 5" diame-
ter x 3/4" deep,
has 5/8" center
hole that slips
1/4 IP, and comes with mounting hardware,
satin black finish



11765SL-
Heavy gauge
cast iron
canopy kit with
crossbar and
large loop, 5"
square x 3/4"
deep, has 5/8"
center hole that
slips 1/4 IP, comes with mounting hardware,
satin black finish



11466BKL- 6 9/16" diameter x
1 15/16" ht. steel canopy comes
with a 5/8" center hole that
slips 1/4IP, rolled bottom edge,
comes with mounting hardware,
satin black finish



Traditional Canopies w/Screw Collar Loop Kits



Parts Kit that comes w/11759



Parts Kit that comes w/11759N



11759- 6" diameter clear crystal canopy for crystal chandelier, has a polished brass insert, matching finish screw collar hardware kit, 1 1/16" dia. center hole. 1 3/4" height

11759N- 6" diameter clear crystal canopy for crystal chandelier, has a nickel plated brass insert, matching finish screw collar hardware kit, 1 1/16" dia. center hole. 1 3/4" height



11768U - Top quality die cast brass canopy, 5" square x 3/4" deep, has 1 1/16" center hole with screw collar loop and ceiling hardware, unfinished



11726UHK - 5 1/2" diameter unfinished brass die cast canopy with screw collar loop and mounting hardware, 1 1/16" dia. center hole. 3 1/8" height unfinished brass



11769U - Top quality, heavy die cast brass modern style canopy, 5" diameter x 3/4 inch height, 1 1/16" center hole with screw collar loop and ceiling hardware, unfinished brass



11433UC- 5" diameter, unfinished cast brass canopy & hardware kit with brass screw collar loop and mounting hardware, 3" height, slips 1 1/16" center hole, unfinished brass



11433AC- 5" diameter, antique brass finish, cast brass canopy & hardware kit with brass screw collar loop and mounting hardware, 3" height, slips 1 1/16" center hole, antique brass finish



11433BC- 5" diameter, antique bronze finish, cast brass canopy & hardware kit with brass screw collar loop and mounting hardware, 3" height, slips 1 1/16" center hole, antique bronze finish



Illustration of Parts Kit that comes w/all canopies above

Ceiling Canopies w/Screw Collar Loop Kits



11785U - Unfinished Brass



11785A - Antique Brass Finish



11785N - Nickel Plated Brass



11785B - Antique Bronze Finish



11785SN - Satin Nickel Finish

Brass canopy & hardware kit, 5 1/2" diameter brass canopy with 1 1/16" I.D. center hole, 1 1/2" height. Solid, heavy gauge brass canopy with top quality cast brass loop and mounting hardware. Unassembled. Your choice of finish



Parts Kit that comes w/all canopies in this section



11819 - Steel canopy & hardware kit, **BRASS PLATED** finish, 5 1/4" diameter steel canopy with 1 1/16" I.D. center hole, 1 3/8" height. Nice, inexpensive, general purpose style canopy. Unassembled.



11819A - Steel canopy & hardware kit, **ANTIQUÉ BRASS** finish, 5 1/4" diameter steel canopy with 1 1/16" I.D. center hole, 1 3/8" height. Nice, inexpensive, general purpose style canopy. Unassembled.



Parts Kit that comes w/all canopies in this section



11819N - Steel canopy & hardware kit, **NICKEL PLATED** finish, 5 1/4" diameter steel canopy with 1 1/16" I.D. center hole, 1 3/8" height. Nice, inexpensive, general purpose style canopy. Unassembled.



11819SN - Steel canopy & hardware kit, **SATIN NICKEL** finish, 5 1/4" diameter steel canopy with 1 1/16" I.D. center hole, 1 3/8" height. Nice, inexpensive, general purpose style canopy. Unassembled.

Canopies w/Screw Collar Loop Kits



11734 - Brass canopy & hardware kit, **POLISHED & LACQUERED** finish, 5 1/4" dia. brass canopy with 1 1/16" I.D. center hole, 1 3/8" height. Solid, heavy gauge brass canopy w/top quality cast brass loop & mounting hdwe. Unassembled.



11734A - Brass canopy & hardware kit, **ANTIQUÉ BRASS** finish, 5 1/4" dia. brass canopy with 1 1/16" I.D. center hole, 1 3/8" height. Solid, heavy gauge brass canopy w/top quality cast brass loop & mounting hdwe. Unassembled.



11734N - Brass canopy & hardware kit, **NICKEL PLATED** finish, 5 1/4" dia. brass canopy with 1 1/16" I.D. center hole, 1 3/8" height. Solid, heavy gauge brass canopy w/top quality cast brass loop & mounting hdwe. Unassembled.



Parts Kit that comes w/all canopies in this section



11734B - Brass canopy & hardware kit, **ANTIQUÉ BRONZE** finish, 5 1/4" dia. brass canopy with 1 1/16" I.D. center hole, 1 3/8" height. Solid, heavy gauge brass canopy w/top quality cast brass loop & mounting hdwe. Unassembled.



11734U - Brass canopy & hardware kit, **UNFINISHED BRASS**, 5 1/4" dia. brass canopy with 1 1/16" I.D. center hole, 1 3/8" height. Solid, heavy gauge brass canopy w/top quality cast brass loop & mounting hdwe. Unassembled.



11799UB - 6" Diameter, die cast brass canopy complete with our #21246U oversized heavy duty screw collar loop w/wire way. Comes with a heavy crossbar, ground screw, steel 3/8 IP nipple, and is 4" in ht. This fine canopy is for larger-size fixtures, unfinished brass. 1 13/32" inside dia. center hole. Unassembled



11799UK - 6" Diameter, die cast brass canopy complete with our #10999U heavy duty screw collar loop w/wire way. Comes with a heavy crossbar, ground screw, steel 1/4 IP nipple, and is 3" in height. This fine canopy is for larger-size fixtures, unfinished brass. 1 13/32" inside dia. center hole. Unassembled



11773AK - Cast Brass Canopy & hardware kit, **ANTIQUÉ BRASS FINISH**, 4 3/8" diameter brass canopy has 1 1/16" I.D. center hole, and is 2 1/2" in height. Brass canopy with top quality cast brass loop and mounting hardware. Unassembled.

Ceiling Canopies w/Screw Collar Loop Kits



11834 - Brass Plated Finish



11834A - Antique Brass Finish



11834BK - Satin Black Finish



11834N - Nickel Plated Finish



11834SN - Satin Nickel Finish



11834W - White Finish

Steel canopy & hardware kit, 5" dia. steel canopy with 1 1/16" I.D. center hole, 2 5/8" height. Mounting hardware includes 1/4 IP loop, nipples, and cossbar. Unassembled. Your choice of finish.

- 11834** - Brass Plated Finish
- 11834A** - Antique Brass Finish
- 11834BK** - Satin Black Finish
- 11834N** - Nickel Plated Finish
- 11834SN** - Satin Nickel Finish
- 11834W** - White Finish



Illustration of PARTS KIT for #11834 series canopies above



11755K - 5" diameter steel canopy kit, 1 1/16" dia. center hole for screw collar loop, 1 7/8" tall, brass plated finish. Comes complete with matching finish screw collar hardware kit.



11755CHK - 5" diameter steel canopy kit, 1 1/16" dia. center hole for screw collar loop, 1 7/8" tall, chrome plated finish. Comes complete with matching finish screw collar hardware kit.

Ceiling Canopies w/Screw Collar Loop Kits



11850 - Brass Plated Finish



11850A - Antique Brass Finish



11850B - Antique Bronze Finish



11850BK - Black Finish



11850N - Nickel Plated Finish



11850SN - Satin Nickel Finish



11850W - White Finish

Steel canopy & hardware kit, 5" dia. steel canopy with 1 1/16" I.D. center hole, 2 3/8" height. Mounting hardware includes 1/4 IP loop, nipples, and crossbar. Unassembled. Your choice of finish.

- 11850** - Brass Plated Finish
- 11850A** - Antique Brass Finish
- 11850B** - Antique Bronze Finish
- 11850BK** - Black Finish
- 11850N** - Nickel Plated Finish
- 11850SN** - Satin Nickel Finish
- 11850W** - White Finish



Illustration of PARTS KIT for #11850 series canopies



11767SS- Heavy gauge **cast iron** canopy kit with screw collar loop, 5" round x 3/4" deep, has 1 1/16" center hole, comes with mounting hardware, satin black finish



Illustration of PARTS KIT for #11767SS and 11764SS canopies



11764SS- Heavy gauge **cast iron** canopy kit with screw collar loop, 5" square X 3/4" deep, has 1 1/16" center hole, comes with mounting hardware, satin black finish

Complete Canopies With Mounting Kits

Solid stamped BRASS canopy & canopy kit with 5 1/4" dia. X 1 1/8" deep canopy, matching solid brass screw collar loop, 3' of steel chain, crossbar, nipple, hickey, 2 nuts and 2 fixture screws. Nice general purpose style canopy.



- 11836** - Polished and lacq. (pictured)
- 11836A** - Antique brass finish
- 11836N** - Nickel plated
- 11836U** - Unfinished

11836BL - Black enamel finished STEEL canopy & canopy kit with 5 1/4" dia. X 1 1/8" deep canopy, matching die cast screw collar loop, 3' of steel chain, crossbar, nipple, hickey, 2 nuts and 2 fixture screws. Nice general purpose style canopy.



11836W - Glossy white finished STEEL canopy & canopy kit with 5 1/4" dia. X 1 1/8" deep canopy, matching die cast screw collar loop, 3' of steel chain, crossbar, nipple, hickey, 2 nuts and 2 fixture screws. Nice general purpose style canopy.



Solid spun BRASS canopy & canopy kit with 5 1/2" dia. X 1 1/2" deep canopy, matching solid brass screw collar loop, 3' of steel chain, crossbar, nipple, hickey, 2 nuts and 2 fixture screws. Nice style for Crystal Chandeliers.



- 11833N**- Nickel plated (pictured)
- 11833**- Polished and lacquered
- 11833U**- Unfinished

11439UK- 4 11/16" diameter unfinished brass die cast canopy, 1 7/8" diameter hole for screw collar loop, 3 1/4" height, unfinished brass



11464US- 6 1/4" diameter BRASS canopy kit, 1 1/16" center hole for screw collar loop, comes with mounting hardware, 1 1/8" tall, unfinished brass - no lacquer



11464BKS- 6 1/4" diameter STEEL canopy kit, 1 1/16" center hole for screw collar loop, comes with mounting hardware, 1 1/8" tall, satin black finish



11459UHK- 7 7/8" diameter unfinished brass die cast canopy with mounting hardware and screw collar loop, 2" height, has 1 1/16" diameter center hole, unfinished brass



11458UHK- 6 1/4" diameter unfinished brass die cast canopy kit with mounting hardware and screw collar loop, 1 7/8" height, has 1 1/16" diameter center hole, unfinished brass



Complete Canopies With Mounting Kits



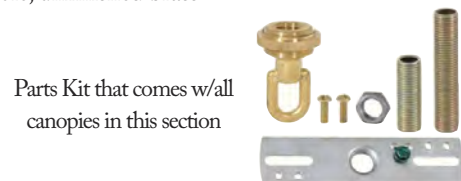
11731U-
6 1/4" diameter
die cast brass
canopy & hard-
ware kit with
brass screw collar loop and mounting
hardware, 3 3/4" height, 1 1/16" dia.
center hole, unfinished brass



11722UHK -
5 1/2" diameter un-
finished brass die
cast canopy with
screw collar loop and mounting hardware,
3 3/8" height, 1 1/16" dia. center hole, unfin-
ished brass



11730U-
4 3/4" diameter
die cast brass
canopy & hard-
ware kit with brass
screw collar loop and
mounting hardware, 3 3/8"
height, 1 1/16" dia. center
hole, unfinished brass



Parts Kit that comes w/all
canopies in this section



11877- Die Cast Brass Canopy, 5 1/2" dia.,
3 3/8" deep, with 1 1/16" center hole with
screw collar loop and ceiling hardware,
polished & lacquered



11877A- Die Cast Brass Canopy, 5 1/2"
dia., 3 3/8" deep, with 1 1/16" center hole
with screw collar loop and ceiling hard-
ware, antique brass finish



11877B- Die Cast Brass Canopy, 5 1/2"
dia., 3 3/8" deep, with 1 1/16" center hole
with screw collar loop and ceiling hard-
ware, antique bronze finish



11877U- Die Cast Brass Canopy, 5 1/2"
dia., 3 3/8" deep, with 1 1/16" center hole
with screw collar loop and ceiling
hardware, unfinished brass



11877N-
Die Cast Brass Canopy, 5 1/2" dia., 3 3/8"
deep, with 1 1/16" center hole with screw collar
loop and ceiling hardware, nickel plated finish



11432UK- 6 3/8" diam-
eter cast brass
canopy & hard-
ware kit with
brass screw col-
lar loop and
mounting hard-
ware, 3" height, slips
1 1/16" center hole, unfin-
ished brass

Heavy Antique Style
Cast BRASS Canopy
Kit with 5 1/2" dia. X
1 1/2" deep canopy
w/screw collar loop,
crossbar with 1/4F
center tap, 1/4 IP nipple,
and 2 fixture screws. 1 1/16" dia.
center hole, Unassembled

11878 - Polished & Lacquered
11878U - Unfinished (pictured)



Convenience Outlet and Wooden Canopy Kits



BRASS PLATED finish, 5" diameter steel canopy with convenience outlet and complete hardware kit with 1/8IP slip center hole, and bar holes 2 3/4" center to center. Comes with complete hardware kit. 10 lbs max weight support. Unassembled.

10800KBP - Brass Plated Canopy w/convenience outlet & hardware kit with matching finish



WHITE GLOSS finish, 5" diameter steel canopy with convenience outlet and complete hardware kit with 1/8IP slip center hole, and bar holes 2 3/4" center to center. Comes with complete hardware kit. 10 lbs max weight support. Unassembled.

10800KW - White Gloss Finish Canopy w/convenience outlet & hardware kit with matching finish



SATIN BLACK finish, 5" diameter steel canopy with convenience outlet and complete hardware kit with 1/8IP slip center hole, and bar holes 2 3/4" center to center. Comes with complete hardware kit. 10 lbs max weight support. Unassembled.

10800KBK - Satin Black Finish Canopy w/convenience outlet & hardware kit with matching finish



Efficient for Showroom Use

10800 - Canopy with a 2-prong electrical outlet, 8/32 thread mounting screws, cross bar, and 6" lead wires. 4 3/4" diameter with Satin brass plated finish.




11664U - 2 5/8" tall x 1 5/8" inside diameter beech wood socket cover, 7/16" center hole, Stains or paints easily, unfinished, not laminated


11745UK



11749UK



HARDWARE KIT



HARDWARE KIT

5 3/8" diameter, 1 1/4" ht. round beech wood, side mounting canopy kit. Stains or paints easily, unfinished, not laminated. Includes hardware mounting kit. #11745UK has cord bushing for twisted pair and SVT-2 braided lamp cord.

11745UK - with 1/8IP Slip Center Hole & Cord Bushing

11749UK - w/No Center Hole

11760UK



11761UK



5 3/8" x 5 3/8" square beech wood, side mounting canopy kit. 1 1/4" height, Stains or paints easily, unfinished, not laminated. Includes hardware mounting kit. #11760UK has cord bushing for twisted pair and SVT-2 braided lamp cord.

11760UK - with 1/8IP Slip Center Hole & Cord Bushing

11761UK - w/No Center Hole

Bead Chain Fixture Kits



69509U- Unfinished Brass Bead Chain Fixture Hardware Set. This electrified fixture (less shade) is designed to mount onto any 3-hole bead chain glass shade. Fully assembled and ready to hang, the set comes with canopy, shade holder, porcelain socket, and 3-6" long adjustable bead chains. Approximate adjustable drop from 10" to 16". (Drop estimate includes depth of average shade). Maximum recommended bulb is 60 watts. Solid Brass, unfinished.



69509N- Polished Nickel Bead Chain Fixture Hardware Set. This electrified fixture (less shade) is designed to mount onto any 3-hole bead chain glass shade. Fully assembled and ready to hang, the set comes with canopy, shade holder, porcelain socket, and 3-6" long adjustable bead chains. Approximate adjustable drop from 10" to 16". (Drop estimate includes depth of average shade). Maximum recommended bulb is 60 watts. Brass, Polished Nickel Finish.



69511 - Center-Post Fixture Hardware set. This electrified fixture is designed to mount onto and hold any center-post glass fixture shade having approximately a 1/4" to 1/2" I.D. center hole. Fully assembled and ready to mount and hang, this set comes with brass canopy, socket cover and harp and porcelain socket. 10 1/2" drop from the ceiling. Solid brass, polished and lacquered finish. Use 60 watt bulb maximum. Glass shade not included. Has U.L. listed porcelain socket. Fixture is not U.L. listed.



69510 - Polished & Lacquered Brass Finish



69510A - Antique Brass Finish



Bead Chain Fixture Hardware Set. This electrified fixture (less shade) is designed to mount onto any 3-hole bead chain glass shade. Fully assembled and ready to hang, the set comes with canopy, shade holder, porcelain socket, and 3-6" long adjustable bead chains. Approximate adjustable drop from 10" to 16". (Drop estimate includes depth of average shade). Solid Brass. Shade not included. Has U.L. listed porcelain socket.



69510B - Antique Bronze Finish



69510N - Nickel Plated Finish



69510S - Steel, Unfinished


Wired Ceiling Pan Kits

3 1/4" Fitter Size, Wired, Steel Ceiling Pans



canopy kit w/antique brass set screws for Item No. 11754A

- 11754**- Brass Plated finish
- 11754A** - Antique Brass finish
- 11754BL** - Black Gloss finish
- 11754CH** - Chrome finish
- 11754SN** - Satin Nickel finish
- 11754W** - White Gloss finish



Wired, 3 1/4" fitter Fixture Holder, 5" dia., steel plated finish, U.L. listed. Comes with crossbar, wire nuts, matching or color-coordinated thumb screws, and includes high heat porcelain socket. Your choice of metal finish.

4" Fitter Size, Wired Ceiling Pans



Wired, 4" fitter Fixture Holder, 5" dia., steel plated finish, U.L. listed. Comes with crossbar, wire nuts, thumb screws, and includes high heat porcelain socket.

- 11876**- Polished Brass finish
- 11876A** - Antique finish
- 11876N** - Nickel finish



11876SN- Wired, 4" fitter Fixture Holder, 5" dia., steel, plated finish, U.L. listed. Accepts 4" lip fitter shades. Comes with crossbar, wire nuts, thumb screws, and includes high heat porcelain socket, satin nickel finish



11876W- Wired, 4" fitter Fixture Holder, 5" dia., steel, plated finish, U.L. listed. Accepts 4" lip fitter shades. Comes with crossbar, wire nuts, thumb screws, and includes high heat porcelain socket, white finish



11876BK- Wired, 4" fitter Fixture Holder, 5" dia., steel, plated finish, U.L. listed. Accepts 4" lip fitter shades. Comes with crossbar, wire nuts, thumb screws, and includes high heat porcelain socket, black finish



73700-Cast Iron Ceiling Porch Fixture Canopy, Classical Revival design, 3 1/4" fitter size, 6 3/4" canopy dia., 3 1/4" ht. Use with socket No. 48113, Satin Black finish, unwired.

Wired Ceiling Pan Kits

8" Fitter Size, Wired, Steel Ceiling Pans



I1832SN- Wired, 8" fitter Fixture Holder, 8 3/4" dia., steel, plated finish, U.L. listed. Accepts 8" lip fitter shades. Comes with crossbar, wire nuts, thumb screws, and includes 2 sockets, satin nickel finish



I1832N- Wired, 8" fitter Fixture Holder, 8 3/4" dia., steel, plated finish, U.L. listed. Accepts 8" lip fitter shades. Comes with crossbar, wire nuts, thumb screws, and includes 2 sockets, nickel finish



I1832W- Wired, 8" fitter Fixture Holder, 8 3/4" dia., steel, plated finish, U.L. listed. Accepts 8" lip fitter shades. Comes with crossbar, wire nuts, thumb screws, and includes 2 sockets, white finish



I1732- 2-Light Bent Glass Ceiling Fixture Holder with white canopy (4 3/4" dia.), 5 1/4" overall height. Fixture has 1/8 IP slip fit that requires use with a bent glass ceiling fixture shade with an approximate 3/8" dia. (or slightly larger) center hole. Fixture is fully wired, rated for 120V, and has proper ground wire. Also comes with mounting hardware and cast metal retaining finial tapped 1/8 IP. U.L. listed

6" Fitter Size, Wired Ceiling Pans



I1880N- Wired, 6" fitter Fixture Holder, 6 3/4" dia., steel, plated finish, U.L. listed. Accepts 6" lip fitter shades. Comes with crossbar, wire nuts, thumb screws, and includes high heat porcelain socket, nickel finish

I1880A-

Wired, 6" fitter Fixture Holder, 6 3/4" dia., steel, plated finish, U.L. listed. Accepts 6" lip fitter shades. Comes with crossbar, wire nuts, thumb screws, and includes high heat porcelain socket, antique brass finish



I1880SN- Wired, 6" fitter Fixture Holder, 6 3/4" dia., steel, plated finish, U.L. listed. Accepts 6" lip fitter shades. Comes with crossbar, wire nuts, thumb screws, and includes high heat porcelain socket, satin nickel finish


I1880W-

Wired, 6" fitter Fixture Holder, 6 3/4" dia., steel, plated finish, U.L. listed. Accepts 6" lip fitter shades. Comes with crossbar, wire nuts, thumb screws, and includes high heat porcelain socket, white finish



Schoolhouse Fixtures

Ready to Mount - Shade Not Included - UL Listed



**Antique
Bronze
Finish**

4" fitter
shown
w/08872 -
10" dia.
shade



**Nickel
Plated**

4" fitter
shown
w/08841S -
10" dia.
shade



**Satin
Black**

4" fitter
shown
w/08841S -
10" dia.
shade

4" Shade Fitter, Brass "Schoolhouse" style pendant fixture. Wired, has adjustable drop to 26" - SOLD LESS SHADE. Your choice of finishes. UL listed

- 69415B** – Antique Brass finish
- 69415A** – Antique Bronze finish
- 69415N** – Nickel Plated finish
- 69415SN** – Satin Nickel finish
- 69415SB** – Satin Brass finish
- 69415BK** – Satin Black finish



6" Shade Fitter, Brass "Schoolhouse" style pendant fixture. Wired, has adjustable drop to 27" - SOLD LESS SHADE. Your choice of finishes. UL listed

- 69417B** – Antique Brass
- 69417A** – Antique Bronze finish
- 69417N** – Nickel Plated finish
- 69417SN** – Satin Nickel
- 69417SB** – Satin Brass
- 69417BK** – Satin Black finish



**Antique
Brass
Finish**

6" fitter
shown
w/08817 - 14"
dia. shade



**Satin
Nickel**

6" fitter
shown
w/08817 - 14"
dia. shade



**Satin
Brass
Finish**

6" fitter
shown
w/08817 - 14"
dia. shade

Wired & Ready-To-Mount School House Fixture Kits



WIRED & Ready-To-Mount Brass Fixture Kits, assembled w/canopy & shade holder, wired with heavy-duty porcelain socket and separate ground wire. Universal crossbar and canopy screws are included. UL listed.

4" Fitter, 5" Overall Drop

- 69436-** Nickel Plated
- 69437-** Unfinished Brass
- 69438-** Unfinished Steel
- 69440-** Antique Brass Finish
- 69440BK-** Satin Black Finish
- 69440SB-** Satin Brass Finish
- 69440SN-** Satin Nickel Finish
- 69441-** Antique Bronze Finish

6" Fitter, 6" Overall Drop

- 69430-** Nickel Plated
- 69431-** Unfinished Brass
- 69432-** Unfinished Steel
- 69434-** Antique Brass Finish
- 69434BK-** Satin Black Finish
- 69434SB-** Satin Brass Finish
- 69434SN-** Satin Nickel Finish
- 69435-** Antique Bronze Finish



Parts Kit for Wired (Ready to Hang)
School House Fixtures

Unwired School House Fixture Kits



UNWIRED (i.e. no socket included) Brass 2-piece fixture kit, assembled w/ canopy & shade holder. Universal crossbar and canopy screws included.

4" Fitter, 5" Overall Drop

- 11871N-** Nickel Plated
- 11871U-** Unfinished Brass
- 11871S-** Unfinished Steel
- 11871B-** Antique Brass Finish
- 11871A-** Antique Bronze Finish

6" Fitter, 6" Overall Drop

- 11872N-** Nickel Plated
- 11872U-** Unfinished Brass
- 11872S-** Unfinished Steel
- 11872B-** Antique Brass Finish
- 11872A-** Antique Bronze Finish



Parts Kit for Unwired
School House Fixtures



See Pages G66 - G72 in the 2012 Lamp Glass Catalog for a complete listing of our School-house and Pendant Shades to compliment these fixtures!

Solid Brass, Wired, Flush-Mount Ceiling Fixtures

These wired fixtures come with full hardware mounting kit, and are ready to mount!



3 1/4" Fitter Size

Flush mount brass ceiling fixture and shade holder, with rolled edge, wired-in E26 porcelain socket, UL listed. (#69450S is made of steel)



69450U- Unfinished Brass



69450A- Antique Brass Finish



69450B- Antique Bronze Finish

69450U- Unfinished Brass

69450A- Antique Brass

69450B- Antique Bronze

69450N- Polished Nickel

69450SN- Satin Nickel

69450S- Unfinished STEEL



69450N- Polished Nickel Finish



69450SN- Satin Nickel Finish



69450S- Unfinished Steel



4" Fitter Size

Flush mount brass ceiling fixture and shade holder, with rolled edge, wired-in E26 porcelain socket, UL listed. (#69451S is made of steel)



69451U- Unfinished Brass



69451A- Antique Brass Finish



69451B- Antique Bronze Finish

69451U- Unfinished Brass

69451A- Antique Brass

69451B- Antique Bronze

69451N- Polished Nickel

69451SN- Satin Nickel

69451S- Unfinished STEEL



69451N- Polished Nickel Finish



69451SN- Satin Nickel Finish



69451S- Unfinished Steel



6" Fitter Size

Flush mount brass ceiling fixture and shade holder, with rolled edge, wired-in E26 porcelain socket, UL listed. (#69452S is made of steel)



69452U- Unfinished Brass



69452A- Antique Brass Finish



69452B- Antique Bronze Finish

69452U- Unfinished Brass

69452A- Antique Brass

69452B- Antique Bronze

69452N- Polished Nickel

69452SN- Satin Nickel

69452S- Unfinished STEEL



69452N- Polished Nickel Finish



69452SN- Satin Nickel Finish



69452S- Unfinished Steel

Decorative Stamped & Die Cast Brass Back Plates



Spun brass back plate with top opening to accommodate $\frac{3}{4}$ " O.D. tubing, $5\frac{1}{8}$ " dia., 4" ht.,
11816- Pol. & Lacq.
11816U- Unfinished

Embossed Stamped Brass Back Plate, $6\frac{1}{8}$ " X $4\frac{3}{16}$ " X $1\frac{1}{2}$ " deep, slips 1/8 IP.
10818- Polished & Lacq.
10818U- Unfinished

Stamped Brass back plate w/ 1/8 IP slip center hole. $7\frac{1}{2}$ " X $3\frac{1}{2}$ ".
10826- Polished & Lacq.
10826U- Unfinished

Stamped Brass back plate with 1/8 IP slip center hole. $6"$ X $4\frac{1}{8}"$ X $1\frac{1}{4}"$ deep.
10820- Pol. & Lacquered
10820U- Unfinished

11865U- Stamped Brass Back Plate, $7\frac{1}{4}"$ X $4\frac{3}{4}"$ X $1\frac{1}{4}"$ deep. Unfinished

Illustration of backplate #11741U (with P & L finish) and arm #11926 with sconce shade mounted.



11741U- $4\frac{3}{8}"$ X $2\frac{7}{8}"$ die cast brass modern style backplate with mounting bracket tapped 2-holes 8-32F (2 screws included), 1" deep, unfinished brass

Die Cast Wall Plate Cluster Bodies

front



back



10446U3- 3-Arm die cast brass wall plate cluster body, 2" long x $1\frac{3}{16}"$ height X $1\frac{15}{16}"$ deep, **three 1/8IP-slip arm holes**, two 8-32 mounting holes on the back, unfinished

front



back



10446U2- 2-Arm die cast brass wall plate cluster body, 2" long X $1\frac{3}{16}"$ height X $1\frac{15}{16}"$ deep, **two 1/8IP-slip arm holes**, two 8-32 mounting holes on the back, unfinished

front



back



10446U- No-Arm die cast brass wall plate cluster body, 2" long X $1\frac{3}{16}"$ height X $1\frac{15}{16}"$ deep, **no arm holes**, two 8-32 mounting holes on the back, unfinished

Die Cast Brass Backplates

(See page H-108 For Lamp Arms #11926U, 11927U, & 11928U)



11735U- 4" diameter die cast brass modern style backplate, convex top, mounting bracket tapped 2-holes 8-32F (2 screws included), $1\frac{1}{4}"$ deep, slips 1/8IP, unfinished brass



11738U- 3" square die cast brass modern style backplate with mounting bracket tapped 2-holes 8-32F (2 screws included), $1\frac{3}{16}"$ deep, unfinished brass



11739U- $3\frac{1}{8}"$ X $2\frac{3}{8}"$ die cast brass modern style backplate with mounting bracket tapped 2-holes 8-32F (2 screws included), $\frac{5}{8}"$ deep, unfinished

Decorative Die Cast Brass Back Plates

- *Finest Quality Italian Castings* -



10814N- Nickel plated, ornate solid brass die cast back plate, 5½" dia. X 1½" deep, center hole slips 1/8 IP.



Ornate solid brass die cast back plate, 5½" X 3⅝", center hole slips 1/8 IP.

10829U- Unfinished

10829- Polished and lacquered



Decorative solid brass die cast back plate, 5½" dia. X 1⅛" deep, center hole slips 1/8 IP.

10815U- Unfinished



Ornate die cast brass back plate. 10¼" X 4¼"

10810- Polished & lacq.

10810U- Unfinished



Ornate solid brass die cast back plate, 5½" dia., X 1½" deep, center hole slips 1/8 IP.

10814U- Unfinished

10814- Polished & lacquered



Large solid brass die cast back plate, 6⅞" X 4⅞" X 1⅛" deep, center hole slips 1/8 IP.

10823U- Unfinished



Decorative solid brass die cast back plate, 5½" dia. X 1⅝" deep, center hole slips 1/8 IP.

10825U- Unfinished



Fine die cast brass back plate. 6" X 4½" x 1" deep. Center hole slips 1/8 IP.

10812U- Unfinished

10812- Polished & lacq.

See pages H-107 thru H-110 For Lamp Arms, pages H-153-155 for cups & bobeshe

Cast Brass Back Plates

- *Finest Quality Italian Castings* -




10819U- Die Cast Brass Back Plate, 4 $\frac{3}{4}$ " X 1 $\frac{3}{4}$ ", with 1/8 IP slip hole. Unfinished



10838U- Die Cast Brass Back Plate, 4 $\frac{3}{4}$ " X 1 $\frac{1}{8}$ ", with 1/8 IP slip hole. Unfinished



11812U- Die Cast Brass Back Plate, 7" ht. X 4 $\frac{3}{4}$ " wide, $\frac{9}{16}$ " deep. Unfinished



11772U- Die cast brass backplate, 9 $\frac{1}{2}$ " ht. X 4 $\frac{3}{4}$ " wide X $\frac{11}{16}$ " deep, no center hole, unfinished brass



11770U- Die cast brass backplate or canopy, 4 $\frac{7}{8}$ " square x $\frac{11}{16}$ " deep, no center hole, unfinished brass




11771U- Die cast brass backplate or canopy, 3 $\frac{15}{16}$ " square x $\frac{1}{2}$ " deep, has a $\frac{7}{16}$ " center hole that slips 1/8IP, fits handy box, unfinished brass

Cast Brass and Iron Lamp Bases



Small Victorian style die cast brass base. 1 1/4" top dia., 4 7/8" overall dia., 1 3/8" height, center hole slips 1/8 IP.

10009- Pol. & Lacq.
10009U- Unfinished



10004U- Die cast brass footed base, slips 1/8 IP, Unfinished. 4 7/16" top dia., 1 1/2" height.



High quality die-cast brass Victorian style base. Has 3 5/8" dia. top, 8" dia. overall, & 1 1/4" ht., Fits connector #10113.

10003 - Pol. & Lacq.
10003U - Unfin.



10000 - Cast brass Victorian base, polished and lacquered, with 3" diameter top, 8 1/2" overall diameter, 2 1/4" ht.



High quality die-cast brass Victorian style base. 4 1/16" top dia., 7 3/8" overall dia. & 1" ht.

10005 - Polished & lacquered
10005U - Unfinished




Beautiful die cast brass Victorian style base. 5 1/4" top dia., 8 3/4" overall dia., 1 3/8" ht.

10010 - Polished & Lacq.
10010U - Unfinished

Cast Iron lamp base (Industrial Lab Stand) with ogee shaped edge, rectangle, overall height 1", no holes in top, satin black finish. Choice of size

10068- 9" x 6" bottom, 8 1/4" X 5 1/4" top
10069- 12" x 7" bottom, 11 1/4" X 6 1/4" top



Cast Iron lamp base (Industrial Lab Stand) with ogee shaped edge, square, overall height 1", no holes in top, satin black finish. Choice of size

10066- 6 3/4" X 6 3/4" bottom, 6" X 6" top
10067- 7 3/4" X 7 3/4" bottom, 7" X 7" top



10426U- Die Cast Brass Column, 7" ht., slip 1/8 IP, top seat 1 1/4", bottom seat 1 7/8". Unfinished

10413U- Cast Brass Column, 3 5/8" ht., slip 1/8 IP, top seat 7/8", bottom seat 7/8". Unfinished




10424U- Die Cast Brass Column, 13 1/8" ht., slip 1/4 IP, top seat 2", bottom seat 3 1/4". Unfinished



Cast & Spun Brass Modern Lamp Bases

Modern style SPUN BRASS base, 1/8F (7/16" dia) center hole and wire way hole (7/16" dia), 1 1/8" height. Bottom w/rolled in edge. Sizes refer to dia.



Nickel Plated Brass

- I0053N**- 4" top x 5 3/8" base
- I0054N**- 4 1/2" top x 5 7/8" base
- I0055N**- 5" top x 6 3/8" base
- I0056N**- 5 1/2" top x 6 7/8" base
- I0057N**- 6" top x 7 3/8" base
- I0058N**- 7" top x 8 3/8" base



Unfinished Brass


- I0053U**- 4" top x 5 3/8" base
- I0054U**- 4 1/2" top x 5 7/8" base
- I0055U**- 5" top x 6 3/8" base
- I0056U**- 5 1/2" top x 6 7/8" base
- I0057U**- 6" top x 7 3/8" base
- I0058U**- 7" top x 8 3/8" base



Antique Brass

- I0053A**- 4" top x 5 3/8" base
- I0054A**- 4 1/2" top x 5 7/8" base
- I0055A**- 5" top x 6 3/8" base
- I0056A**- 5 1/2" top x 6 7/8" base
- I0057A**- 6" top x 7 3/8" base
- I0058A**- 7" top x 8 3/8" base

Modern style SPUN BRASS base, 1/8F (7/16" dia) center hole and wire way hole (7/16" dia), 1 1/4" height. Bottom w/rolled in edge. Size refers to base dia.




Nickel Plated Brass

- I0059N** - 4" dia.
- I0060N** - 4 1/2" dia.
- I0061N** - 5" dia.
- I0062N** - 5 1/2" dia.
- I0063N** - 6" dia.



Unfinished Brass

- I0059U** - 4" dia.
- I0060U** - 4 1/2" dia.
- I0061U** - 5" dia.
- I0062U** - 5 1/2" dia.
- I0063U** - 6" dia.



Antique Brass

- I0059A** - 4" dia.
- I0060A** - 4 1/2" dia.
- I0061A** - 5" dia.
- I0062A** - 5 1/2" dia.
- I0063A** - 6" dia.



Heavy, die cast brass modern style base or canopy, 3/4" height, slip 1/8IP center hole. Unfinished brass

Unfinished Brass

- I0042U** - 4" diameter
- I0043U** - 4 1/2" diameter
- I0044U** - 5" diameter
- I0045U** - 5 1/2" diameter
- I0046U** - 6 1/4" diameter



Modern style SPUN BRASS base, 1/8F (7/16" dia) center hole and NO wire way hole. 1" ht. Bottom with rolled in edge. Size refers to base diameter. **Stackable** for service as break (see illustration below).

Unfinished Brass

- I0050U** - 4" dia.
- I0051U** - 5" dia.

Antique Brass

- I0050A** - 4" dia.
- I0051A** - 5" dia.



STACKABLE for service as break.
#10051U shown with #10063U base.

Nickel Plated Brass

- I0050N** - 4" dia.
- I0051N** - 5" dia.

Die Cast Brass Base or Cap slips 1/8 IP, Unfinished brass

- I1727U** - 4" diameter die cast brass cap, 1 5/16" height
- I1728U** - 4 3/4" diameter die cast brass canopy or cap, 1 5/8" height (pictured)



Clear and Black Acrylic Lamp Bases



Footed, round acrylic base, 1" thick, w/counter sunk center hole, **No wire way**, $\frac{7}{16}$ " dia. center hole. Comes with 4 clear feet.

- I0295**- 5" dia., $1\frac{3}{16}$ " ht.
- I0296**- 6" dia., $1\frac{3}{16}$ " ht.
- I0297**- 7" dia., $1\frac{3}{16}$ " ht.
- I0298**- 8" dia., $1\frac{3}{16}$ " ht.




Round acrylic break with counter sunk center hole, **No wire way**, $\frac{7}{16}$ " dia. center hole. (for stacking)

- I0233**- 4" dia., 1" ht.
- I0234**- 5" dia., 1" ht.
- I0235**- 6" dia., 1" ht.
- I0236**- 7" dia., 1" ht.



Round acrylic base w/counter sunk center hole **With wire way**, $\frac{7}{16}$ " dia. center hole.


- I0280**- 4" dia., $\frac{3}{4}$ " ht.
- I0281**- 4 $\frac{1}{2}$ " dia., $\frac{3}{4}$ " ht.
- I0282**- 5" dia., 1" ht.
- I0283**- 5 $\frac{1}{2}$ " dia., 1" ht.
- I0291**- 5 $\frac{3}{4}$ " dia., 1" ht.
- I0284**- 6" dia., 1" ht.
- I0292**- 6 $\frac{1}{4}$ " dia., 1" ht.
- I0285**- 6 $\frac{1}{2}$ " dia., 1" ht.
- I0286**- 7" dia., 1" ht.
- I0240**- 8" dia., 1" ht.
- I0241**- 9" dia., 1" ht.



Footed, square acrylic base, 1" thick, w/counter sunk center hole, **No wire way**, $\frac{7}{16}$ " dia. center hole Comes with 4 clear feet.


- I0230**- 5" dia., $1\frac{3}{16}$ " ht.
- I0231**- 6" dia., $1\frac{3}{16}$ " ht.
- I0232**- 7" dia., $1\frac{3}{16}$ " ht.

FOR STACKING




Square acrylic break, 1" thick, with counter sunk center hole, **No wire way**, $\frac{7}{16}$ " dia. center hole. (for stacking)

- I0237**- 4" dia., 1" ht.
- I0238**- 5" dia., 1" ht.
- I0239**- 6" dia., 1" ht.



Square acrylic base w/counter sunk center hole, **with wire way**, $\frac{7}{16}$ " dia. center hole.

- I0287**- 3 $\frac{3}{4}$ " dia., $\frac{3}{4}$ " ht.
- I0288**- 4 $\frac{1}{2}$ " dia., $\frac{3}{4}$ " ht.
- I0289**- 5 $\frac{1}{4}$ " dia., 1" ht.
- I0293**- 5 $\frac{1}{2}$ " dia., 1" ht.
- I0294**- 5 $\frac{3}{4}$ " dia., 1" ht.
- I0290**- 6" dia., 1" ht.
- I0242**- 7" dia., 1" ht.
- I0243**- 8" dia., 1" ht.



Round black color acrylic base with counter sunk center hole and wire way, 1" thick, $\frac{7}{16}$ " center hole countersunk, with wire way. Your choice of Size (diameter)

- I0282BK**- 5"
- I0283BK**- 5 $\frac{1}{2}$ "
- I0284BK**- 6"
- I0285BK**- 6 $\frac{1}{2}$ "
- I0286BK**- 7"

Footed, Rectangular acrylic base, 1" thick, with $\frac{7}{16}$ " dia. counter sunk pipe hole, **No wire way**. Base has 4 clear feet.

- I0244**- 6" x 8" x $1\frac{3}{16}$ " ht.
- I0245**- 8" x 10" x $1\frac{3}{16}$ " ht.



Clear Acrylic Lamp Bases & Breaks



Clear rectangular bases with counter sunk center hole and wire way, 1" thick, $\frac{7}{16}$ " center hole counter-sunk, with wire way.

- 10317**- 7" x 5"
- 10318**- 8" x 5½"
- 10319**- 9" x 6"

Round acrylic bases with counter sunk center hole and wire way, 1" thick, $\frac{7}{16}$ " center hole counter-sunk, with wire way. All surfaces and center drill are polished clear

- 10220**- 10" dia.
- 10221**- 11" dia.
- 10222**- 12" dia.



2" THICK ACRYLIC LAMP BASES!




Clear, square acrylic lamp bases with counter sunk center hole and wire way, all bases **2" THICK**, and with $\frac{7}{16}$ " center hole counter-sunk, with wire way.

- 10293T**- 5½" x 5½"
- 10290T**- 6" x 6"
- 10242T**- 7" x 7"



Clear, Round acrylic base with counter sunk center hole and wire way, all bases **2" THICK**, $\frac{7}{16}$ " center hole countersunk, with wire way.

- 10282T**- 5" Dia.
- 10283T**- 5½" Dia.
- 10284T**- 6" Dia.
- 10285T**- 6½" Dia.
- 10286T**- 7" Dia.



Clear, rectangular acrylic lamp bases with counter sunk center hole and wire way, all bases **2" THICK**, and with $\frac{7}{16}$ " center hole counter-sunk, with wire way.

- 10318T**- 8" x 5½"
- 10319T**- 9" x 6"

Clear Acrylic Lamp Breaks

FOR STACKING



Round acrylic break with center hole, **No wire way**, $\frac{7}{16}$ " dia. center hole. (for stacking). All breaks are **1" in height**.

- 10380**- 2" dia.
- 10381**- 2¼" dia.
- 10382**- 2½" dia.
- 10383**- 3¼" dia.
- 10384**- 3½" dia.
- 10385**- 3¾" dia.
- 10233**- 4" dia.
- 10386**- 4¼" dia.
- 10387**- 4½" dia.
- 10388**- 4¾" dia.
- 10234**- 5" dia.
- 10389**- 5¼" dia.
- 10390**- 5½" dia.
- 10391**- 5¾" dia.
- 10235**- 6" dia.
- 10392**- 6½" dia.
- 10236**- 7" dia.



Square acrylic break, 1" thick, with center hole, **No wire way**, $\frac{7}{16}$ " dia. center hole. (for stacking)

- 10393**- 1⅞" dia., 1" ht.
- 10394**- 3½" dia., 1" ht.
- 10237**- 4" dia., 1" ht.
- 10395**- 4½" dia., 1" ht.
- 10238**- 5" dia., 1" ht.
- 10396**- 5½" dia., 1" ht.
- 10239**- 6" dia., 1" ht.

Clear Acrylic Disks, Breaks, & Vase Caps

Center Hole Slip 1/8 IP



10246-Clear acrylic cylinder, 1.5" diameter x 1" height, 7/16" dia. center hole, all surfaces and center drill are polished clear




10247-Clear acrylic cylinder, 3" diameter x 1" height, 7/16" dia. center hole, all surfaces and center drill are polished clear



10248-Clear acrylic cylinder, 1 5/16" diameter x 1" height, 7/16" dia. center hole, all surfaces and center drill are polished clear



10249-Clear acrylic cylinder, 1 5/16" dia. x 1.5" height, 7/16" dia. center hole, all surfaces and center drill are polished clear



10258-Rectangular clear acrylic cuboid, 5.5" long x 1.5" wide x 2" tall, 7/16" dia. center hole, all surfaces and center drill polished clear




10278-Clear acrylic spherical break, 1 1/2" diameter with 7/16" dia. center hole, all surfaces and center drill are polished clear



Clear acrylic spherical breaks, 7/16" dia. center hole, all surfaces and center drill are polished clear.

10259- 2" diameter
10274- 2 1/2" diameter



10268S25 - 2 1/2" dia.



22602C



10268S35 - 3 1/2" dia.



22607C

Round clear acrylic break or Disk with 7/16" diameter center hole, No wire way, 3/8" height. All surfaces and center drill are polished clear

- 10268S2** - 2" dia.
- 10268S25**- 2 1/2" dia.
- 10268S3** - 3" dia.
- 10268S35**- 3 1/2" dia.
- 10268S4** - 4" dia.
- 10268S45**- 4 1/2" dia.
- 10268S5** - 5" dia.
- 10268S55**- 5 1/2" dia.
- 10268S6** - 6" dia.

Clear acrylic vase caps, all caps with 7/16" dia. center hole, all holes must be polished clear, top dia. 3/4". All surfaces and center drill are polished clear

- 22601C**- 1 1/2" dia. x .70" ht.
- 22602C**- 1 3/4" dia. x .70" ht.
- 22603C**- 2" dia. x .70" ht.
- 22605C**- 2 1/2" dia. x .70" ht.
- 22607C**- 3" dia. x .90" ht.
- 22609C**- 3 1/2" dia. x 1" ht.
- 22611C**- 4" dia. x 1" ht.



At the heart of this simple and elegant ceiling fixture is a pair of stepped, round acrylic breaks.

Wooden Lamp Bases, Vase Caps, Figurine Bases



Nice Quality Oriental Wooden Base - Hand carved hardwood, Waxed Rosewood finish, w/1/8F center hole.

I0260R - 3"
I0261R - 3 1/2"
I0262R - 4"
I0263R - 4 1/2"
I0264R - 5"
I0265R - 5 1/2"
I0266R - 6"
I0267R - 6 1/2"



Nice Quality Oriental Wooden Base - Hand carved hardwood, Waxed Black finish, w/1/8F center hole.

I0260B - 3"
I0261B - 3 1/2"
I0262B - 4"
I0263B - 4 1/2"
I0264B - 5"
I0265B - 5 1/2"



Nice Quality Oriental Wooden Base - Hand carved hardwood, Waxed Rosewood finish, w/1/8F center hole.

I0250R - 3"
I0251R - 3 1/2"
I0252R - 4"
I0253R - 4 1/2"
I0254R - 5"
I0255R - 5 1/2"
I0256R - 6"
I0257R - 6 1/2"



Nice quality wooden vase cap, unfinished sanded hardwood with 1/8IP center hole slip

I0210U - 2" dia.
I0211U - 2 1/2" dia.
I0212U - 3" dia.
I0213U - 3 1/2" dia.
I0214U - 4" dia.
I0215U - 4 1/2" dia.
I0216U - 5" dia.
I0217U - 6" dia.
I0218U - 7" dia.
I0219U - 8" dia.



Nice Quality Wooden Vase Cap, Waxed Rosewood finish matches our Rosewood finish Oriental Bases, 1/8IP center hole slip

I0210R - 2"
I0211R - 2 1/2"
I0212R - 3"
I0213R - 3 1/2"
I0214R - 4"
I0215R - 4 1/2"
I0216R - 5"
I0217R - 6"




Nice Quality Oriental Wooden Base - Hand carved hardwood, Waxed Black finish, w/1/8F center hole.

I0251B - 3 1/2"
I0252B - 4"
I0253B - 4 1/2"
I0254B - 5"
I0255B - 5 1/2"
I0256B - 6"
I0257B - 6 1/2"



Nice quality wooden vase cap, sanded hardwood w/waxed black finish and 1/8IP center hole slip

I0210B - 2" dia.
I0211B - 2 1/2" dia.
I0212B - 3" dia.
I0213B - 3 1/2" dia.
I0214B - 4" dia.
I0215B - 4 1/2" dia.
I0216B - 5" dia.
I0217B - 6" dia.



Oval Figurine Base, unfinished sanded hardwood with 1/8F center hole, 1/8F figurine pipe hole & wire way hole, 1 1/16" ht.

I0271U - 5" x 7" top
I0272U - 6" x 8" top
I0273U - 7" x 9" top



Round (teardrop) Figurine Base, unfinished sanded hardwood w/ 1/8F center hole, 1/8F figurine hole & wire way hole, 1 1/16" ht.

I0276U - 5" X 6" top
I0277U - 6" X 7 1/2" top

Wooden Lamp Bases



Modern style wooden base, unfinished sanded hardwood (not laminated) with counter sunk 1/8IP center hole slip and wire way hole.

Item No.	Top Dia.	Bottom Dia.	Height
I0301U	4"	4 3/4"	1 3/8"
I0302U	4 1/2"	5 1/4"	1 3/8"
I0303U	5"	5 3/4"	1 3/8"
I0304U	5 1/2"	6 1/4"	1 3/8"
I0305U	6"	6 3/4"	1 1/2"
I0306U	6 1/2"	7 1/4"	1 1/2"
I0307U	7"	7 3/4"	1 1/2"
I0308U	7 1/2"	8 1/4"	1 1/2"
I0309U	8"	8 3/4"	1 1/2"
I0310U	8 1/2"	9 1/4"	1 1/2"
I0311U	9"	9 3/4"	1 1/2"



Modern style wooden base, sanded hardwood with waxed black finish with counter sunk 1/8IP center hole slip and wire way hole.

Item No.	Top Dia.	Bottom Dia.	Height
I0300B	2 7/8"	3 5/8"	1 3/8"
I0301B	4"	4 3/4"	1 3/8"
I0302B	4 1/2"	5 1/4"	1 3/8"
I0303B	5"	5 3/4"	1 3/8"
I0304B	5 1/2"	6 1/4"	1 3/8"
I0305B	6"	6 3/4"	1 1/2"
I0306B	6 1/2"	7 1/4"	1 1/2"
I0307B	7"	7 3/4"	1 1/2"
I0308B	7 1/2"	8 1/4"	1 1/2"
I0309B	8"	8 3/4"	1 1/2"
I0310B	8 1/2"	9 1/4"	1 1/2"
I0311B	9"	9 3/4"	1 1/2"



Modern style solid wood (not laminated) base. Unfinished, sanded hard wood with 1/8IP center hole slip, countersunk and with wire way hole, 1 1/8" height, top & sides well sanded and ready to paint

- I0312U**- 4" diameter **I0315U**- 7" diameter
I0313U- 5" diameter **I0316U**- 8" diameter
I0314U- 6" diameter



Modern style solid wood lamp base (not laminated). Unfinished sanded hard wood with counter sunk 1/8IP slip center hole and wire way hole. Top & sides well sanded and ready to paint. All bases with 1 1/4" ht.

Item No.	Top Dia.	Bottom Dia.	Height
I0220U	4"	5 1/2"	1 1/4"
I0221U	4 1/2"	6"	1 1/4"
I0222U	5"	6 1/2"	1 1/4"
I0223U	5 1/2"	7"	1 1/4"
I0224U	6"	7 1/2"	1 1/4"
I0225U	6 1/2"	8"	1 1/4"
I0226U	7"	8 1/2"	1 1/4"
I0227U	8"	9 1/2"	1 1/4"
I0228U	9"	10 1/2"	1 1/4"



I0300B - Modern style solid wooden base, sanded one piece hard wood with waxed black finish and counter sunk 7/16" center hole 7/8" to 1" deep (1 5/8" O.D.) and .300" diameter wire way hole, 2.875" top x 3.625 bottom x 1.375" height, offset begins 1/2 up from bottom. Great size for wine bottles and boudoir-size lamp projects.

Onyx & Marble Bases & Breaks



I4405 - 2½" X 1½"
Flat, Round Onyx
Break, light green
color, center hole
slip 1/4 IP



Round, light green onyx, ¾" thick with countersunk center hole. Edges not rounded - crisp 90 degree angles.

Lamp Breaks

I4319 - 3" dia., Break, slips 1/4IP pipe, no wire way

I4318 - 4" dia., Break, slips 1/4IP pipe, no wire way

I4320 - 5" dia., Break, slips 1/4IP pipe, no wire way

Table Lamp Bases

I4323 - 6" dia., Base, slips 1/8IP pipe, 5/16" wire way



Square, light green onyx, ¾" thick with 7/16" center hole countersunk 3/8" deep, 7/8" dia., and with 5/16" wireway. Edges not rounded - crisp 90 degree angles.

Table Lamp Break

I4310G- 3" Sq. Break, slips 1/8IP pipe, no wire way

Table Lamp Bases

I4311G- 5" Sq. Base, slips 1/8IP pipe, 5/16" dia. wire way

I4312G- 6" Sq. Base, slips 1/8IP pipe, 5/16" dia. wire way



I4410- 5" X 1½"
dia. light green
onyx column with
center hole slip
1/4 IP



Round, black zebra marble base, ¾" thick with counter-sunk center hole that slips 1/8 IP pipe, and has a 5/16" wire way. Edges not rounded - crisp 90 degree angles.

Table Lamp Bases

I4322B- 5" dia., Base, slips 1/8IP pipe, 5/16" wire way

I4323B- 6" dia., Base, slips 1/8IP pipe, 5/16" wire way



Square, black zebra marble base, ¾" thick with 7/16" center hole countersunk 3/8" deep, 7/8" dia., and with 5/16" wire-way. Edges not rounded - crisp 90 degree angles.

Table Lamp Bases

I4311B- 5" Sq. Base, slips 1/8IP pipe, 5/16" wire way

I4312B- 6" Sq. Base, slips 1/8IP pipe, 5/16" wire way



Round, pearl white marble base, ¾" thick with 7/16" counter-sunk center hole that slips 1/8 IP pipe, and has a 5/16" wire way. Edges not rounded - crisp 90 degree angles.

Table Lamp Bases

I4322W- 5" dia., Base, slips 1/8IP pipe, 5/16" wire way

I4323W- 6" dia., Base, slips 1/8IP pipe, 5/16" wire way



Square, pearl white marble, ¾" thick with 7/16" center hole countersunk 3/8" deep, 7/8" dia., Edges not rounded - crisp 90 degree angles.

Table Lamp Break

I4310 - 3" Sq. Break, slips 1/8IP pipe, no wire way

Table Lamp Bases

I4311 - 5" Sq. Base, slips 1/8IP pipe, 5/16" dia. wire way

I4312 - 6" Sq. Base, slips 1/8IP pipe, 5/16" dia. wire way



I0002 - 3 piece marble & brass base with 1/8 IP slip and wire way. Comes with 3" sq. top, 5" sq. bottom, approx. 2¼" ht.

I0300 - 4" Square cast brass break with 1/8 IP slip center hole, polished & lacquered.



Bushings, Connectors, & Loaders



26909- Turned brass, cord inlet bushing. 1/8M thread, 3/8" overall length, 15/32" O.D., .284" I.D.



Turned brass cord bushing. 1/8M thread, 3/8" length, 17/32" O.D., .2765" I.D.
26903N- Nickel Plated
26903- Brass, Unf.



21024- Turned brass cord bushing. 1/4M thread, 3/8" length, 11/16" O.D., .3925" I.D.



21141U- Turned brass cord bushing. 1/8M thread, 1/4" length, 7/16" O.D., .280" I.D.



1/4" I.D. Snap-Type Plastic Heyco Bushing. Requires 7/16" mounting hole.

26910- Black

26911- Gold snap-in cord bushing, fits a 5/16" hole for 18/2 SPT-1 cord



26914- Gold Color



1/8M Bakelite Cord Bushings fit twisted pair and parallel lamp cord. Your choice of color.

26900 - Black
26904 - White



1/8F Bakelite Cord Bushings fit twisted pair and parallel lamp cord. Your choice of color.

26901 - Black
26905 - White



1/4F Bakelite Cord Bushings fit twisted pair and parallel lamp cord. Choice of color.

26907 - Black
26906 - White



10107



10108

Brass Connectors For Bases and Fonts
 -Polished and Lacquered-

10107- 2 1/16" X 2 1/4" X 7/8" ht.

10108- 3" X 1 1/2" X 1 3/8" ht., fits our base #10000

CAST IRON LOADERS



23903- Cast iron loader, 1/2 lb., 2 5/16" O.D., 1/2" thick, slip 1/8 IP



23904- Cast iron loader, 1 lb., 3 1/2" O.D., 1/2" thick, slip 1/4 IP



23900- Cast iron loader, 2 lb., 4 1/2" O.D., 7/8" thick, slip 1/4 IP



23908- Cast iron loader, 1 7/8" diameter x 3" long, slips 1/4 IPS rod, 1 3/4 pounds



23906- Cast Iron Loader, 1.45 lb., 4" dia., 1/2" thick. Center hole slips 1/4 IP pipe



23905- Cast Iron Loader, 2.45 lb., 5 1/8" dia., 1/2" thick. Center hole slips 1/4 IP pipe



23902- Cast iron loader, 5 lb., 9 1/2" O.D., 1 1/8" thick, tapped 1/4 IP. Fits base #10015.

Solid Brass Nutmeg, No. 1, No. 2, & No. 3 Size Oil Burners



Brite Brass



Nickel Plated

#00 Nutmeg burner w/cotton wick. Solid, heavy duty brass construction makes this Nutmeg an excellent replacement part for early miniature lamps. Has $1\frac{1}{16}$ " dia. threaded base. Fits our collar #20008 & accepts our $1\frac{3}{8}$ " base chimneys (#57901 & #57902).

10600 - Brite brass finish

10600N - Nickel plated brass



10611- Solid Brass No. 1 Queen Anne burner. This fine replica of an antique oil burner has all of the original style and quality of the popular, old Queen Anne. Heavy, solid brass construction along with a distinctly superior fit & finish make these burners the best quality on the market. Has a $\frac{7}{8}$ " threaded base to fit all #1 collars. The #1 Queen accepts $2\frac{1}{2}$ " base dia. chimneys and is compatible with the following parts:

chimneys: no. 57920, 57924, 57938, 57934

tripods: no. 12711, 12712

collar: no. 20010

wick: no. 29912

10622A- Antique Brass Finish Solid Brass No. 2 Queen Anne oil burner. These are the best American-Victorian style oil burners available.



Each has cotton wick. Stamped "No. 2 Queen Anne".



10622- Solid Brass No. 2 Queen Anne burner. A remarkable duplicate of an antique oil burner! Widely sought after by dealers and collectors alike, the pretty Queen Anne has for years been a burner of choice for thoughtful renovations on Victorian or kerosene era lamps (circa 1860-1930). The "new" Queen Anne carefully preserves the high quality and charming style of the originals. Without doubt, these

are the best, heavy gauge #2 burners on the market.

Has $1\frac{3}{16}$ " dia. threaded base, accepts 3" base dia. chimneys, and is compatible with the following parts:

chimneys: no. 57932, 57944, 57946, 57954, 57972, 57953, 57956, 57940

tripods: no. 12713, 12719

shade ring holders: no. 10722, 10734

ball shade holders: no. 10780, 10790

collar: no. 20012, 20017, 20002

wick: no. 29913



10633 - Solid Brass No. 3 Queen Oil Burner. Nice quality burner that is bigger and burns brighter than a #2 burner. Has both #2 & #3 size threads to fit #2 or #3 size collars (#2 collar has a $1\frac{1}{16}$ " dia. threaded base, #3 collar has a $1\frac{13}{16}$ " dia. threaded base). Accepts a 3" dia. base chimney and is compatible with the following B & P Lamp parts:

Chimneys: no. 57932, 57944, 57946, 57954, 57972, 57953, 57956, 57940, 57936

Collars: no. 20012, 20017

Wick: no. 29914

Solid Brass No. 3, & Kosmos Oil Burners, No. 2 Plated



10636- #6 Kosmos Burner.
High quality, solid brass oil burner made to fit most French banquet lamps with $1\frac{5}{16}$ " I.D. collars. Comes with large double stitched wick, a generous-sized turn knob, and a super rugged wick raising mechanism. Accepts $1\frac{5}{16}$ " base dia. chimneys and is compatible with the following parts:

Chimneys: Items #57913, 57914
Collar: Item #20034
Wick: Item #29924

10637- #8 Kosmos Burner.
High quality, solid brass oil burner made to fit most French banquet lamps with $1\frac{1}{4}$ " I.D. collars. Comes w/large double stitched wick, a generous-sized turn knob, and a super rugged wick raising mechanism. Accepts $1\frac{3}{8}$ " base dia. chimneys & is compatible w/the following parts:

Chimney: Item #57905
Collar: Item #20035
Wick: Item #29925

10638- #10 Kosmos Burner.
High quality, solid brass oil burner made to fit most French banquet lamps with $1\frac{3}{4}$ " I.D. collars. Comes with large double stitched wick, a generous-sized turn knob, and a super rugged wick raising mechanism. Accepts $1\frac{9}{16}$ " base dia. chimneys and is compatible with the following parts:

Collar: Item #20036
Wick: Item #29926

10634- #14 Kosmos Burner.
High quality, solid brass oil burner made to fit most French banquet lamps with $1\frac{1}{2}$ " I.D. collars. Comes with large double stitched wick, a generous-sized turn knob, and a super rugged wick raising mechanism. Accepts 2" base dia. chimneys and is compatible with the following parts:

Chimneys: Items #57921, 57925, 57927, 57919
Collar: Item #20004
Wick: Item #29927



12621-
Brass
Plated &
Lacq.



12621A-
Antique
Brass
Fin-
ish

Brass Plated Oil Burners

#2 Brass plated oil burner. YOUR CHOICE OF FINISHES.

Comes with wick and removable screw-on collar. This well made, functional burner fits many lamps and has a $1\frac{3}{16}$ " dia. threaded base (with the screw-on collar removed). Fits most #2 collars. These burners are compatible with the following lamp parts:

Chimneys: Items #57932, 57944, 57946, 57954, 57972, 57953, 57956, 57940
Tripods: Items #12714, 12717
Shade Ring Holders: Items #10724, 10730
Ball Shade Holders: Items #10780, 10790
Collars: Items #20012, 20017, 20011, 20019
Wick: Item #29916



Mason jar to oil lamp adapter with cotton wick. Comes with #2 burner and $2\frac{3}{4}$ " I.D. collar. Accepts all 3" base dia. chimneys.

30286- Brass Plated & Lacq.
30286A- Antique Brass Finish

Dietz® Brand Replacement Burners



12630 - Dietz® Brand Replacement burner for **#76 Original** oil lantern from Dietz. Accepts $\frac{1}{2}$ " wick. Unfinished Steel. Comes with 1 wick.



12631 - Dietz® Brand Unfinished steel replacement burner for **#1 Little Wizard or Junior** Dietz lanterns. Uses $\frac{5}{8}$ " wick. Comes with one wick.



12632 - Dietz® Brand Replacement burner for **Blizzard, D-Lite and Jupiter** Dietz Lanterns. Uses $\frac{7}{8}$ " wick (1 wick is included) and is unfinished steel.



12633 - Dietz® Brand Replacement burner for **#8 Air Pilot** oil lantern from Dietz. Accepts $\frac{7}{8}$ " wick. Unfinished Steel. Comes with 1 wick.

High Quality Cotton Lamp Wicks for Kerosene & Dietz®

Spooled Lamp Wicks



Item No.	Description / Application	Length
29912S	5/8" wide X 96' spool wick, fits #1 <u>Eagle</u> , #1 <u>Queen</u> , & <u>Banner Railroad</u> burners	96 ft.
29923	1" X 96 ft. spool wick for #2 <u>Queen</u> , #2 <u>Eagle</u> , and <u>Banner</u> burners. High quality American-made cotton wicks	96 ft.
29914S	1 1/2" wide X 96' spool wick, fits #3 <u>burner</u>	96 ft.
29919S	7/8" wide X 96' spool wick, fits <u>Lamplight Farm</u> Burners & others	96 ft.
29911S	1/2" wide X 96' spool wick, fits #0 <u>Eagle</u> , <u>Banner</u> , & <u>Gem Arctic</u> burners	96 ft.
29918S	3/4" wide X 96' spool wick, fits many DIETZ style burners	96 ft.
29916S	7/8" wide X 96' spool red stripe wick, fits #2 <u>brass plated</u> burner (#12621)	96 ft.
WICKS FOR DIETZ BRAND LANTERNS		
29930	5/8" wide cotton wick with red stripe for Dietz lanterns. Fits models #1 Wizard, #20 Junior, #10 Monarch, and #2000 Millennium. 33 foot length spool.	33 ft.
29931	7/8" wide X 33 foot long cotton wick for Dietz lanterns. Fits #8 Air Pilot, #80 Blizzard, #90 D-Lite, and #2500 Jupiter oil lanterns	33 ft.
29932	3/8" inch wide X 33 foot long spooled cotton wick for Dietz lanterns. Fits #50 Comet and Watchman Railroad oil lanterns. Red stripe in the middle of the wick	33 ft.
29933	1/2" wide X 33 foot long cotton wick spool for Dietz brand lanterns. Red striped. Replaces wick for the #76 Original Oil Lantern.	33 ft.
29934	1/16" dia., Round cotton wick for Dietz brand lanterns. 33 feet long	33 ft.

Best Quality Lamp Wicks for English Duplex and Kosmos Style Oil Burners



29920- 1" X 8"
Cotton Lamp Wick for English Duplex Burners. This 1" X 8" wick is especially made for the Duplex burner.



7 1/2" Long (approx.) Wicks for Kosmos Burners

29924- 1 3/8" wide, flat wick for #6 Kosmos burner (our #10636)

29925- 1 5/8" wide, flat wick for #8 Kosmos burner (our #10637)


29926- 1 7/8" wide, flat wick for #10 Kosmos burner (our #10638)

29927- 2 1/2" wide, flat wick for #14 Kosmos burner (our #10634)


29928- 2 1/4" wide, flat wick for #12 Kosmos burner (our #10639)

Cotton Wicks for Oil Lamps

Our USA-made wicks are superior to those made elsewhere because of the way they are manufactured. Special double-sewn construction makes these domestic cotton wicks tighter, cleaner burning, and longer-lasting than poorly made wicks. **Sizes refer to wick diameter.**



29917- 1/8"



29910- 3/8"



29911- 1/2"




29912- 5/8"



29918- 3/4"



29919- 7/8"



29913- 1"
29923- 1" X 96 ft.



29914- 1 1/2"



29915- 2 1/2"



29916- 7/8"

29917- 1/8" **Diameter Round X 6"** Long for Pixie Burner

29910- 3/8" X 7" For Acorn & Nutmeg

29911- 1/2" X 8" For No. 0 Eagle, Banner Burners, and Gem Arctic

29912- 5/8" X 8" For No. 1 Eagle, No. 1 Queen and Banner Railroad

29918 - 3/4" X 8" for Dietz Burner

29919- 7/8" X 8" for LampLight Farms Burners & others

29913- 1" X 8" For No. 2 Queen, No. 2 Eagle, and Banner

29923- 1" X 96 ft. **Spool** For No. 2 Queen, No. 2 Eagle & Banner

29914- 1 1/2" X 8" For No. 3 Burner


29915- 2 1/2" X 7 1/2" For Central Draft

29916- 7/8" X 9" For No. 2 Brass Plated Burner (Our# 12621) Imported

High Quality Lamp Wicks for Dietz® Burners- 3 Ft. Lengths



29932C- Cotton wick for Dietz lanterns. 3/8 inch wide by 3 foot long. Fits #50 Comet and Watchman Railroad oil lanterns. Red stripe in the middle of the wick.



29933C- Cotton wick for Dietz lanterns. 1/2 inch wide by 3 foot long. Fits #76 Original oil lanterns. Red stripe in the middle of the wick.



29930C- Replacement wick spool for Dietz Lanterns. 5/8 inch wide by 3 foot long. Fits models #1 Wizard, #20 Junior, #10 Monarch, and #2000 Millennium



29931C- Cotton wick for Dietz lanterns. 7/8 inch wide by 3 foot long. Fits #8 Air Pilot, #80 Blizzard, #90 D-Lite, and #2500 Jupiter oil lanterns.



Dietz® Filler Caps

20040 - Black, Dietz Brand Lantern Filler Cap*



20041 - Blue, Dietz Brand Lantern Filler Cap*



20042 - Brass plated, Dietz Brand Lantern Filler Cap*



*These filler caps fit any **Dietz brand** oil lantern that is of recent production. However, they may not fit older Dietz lanterns not manufactured with current tooling.

Oil Lamp Collars, Adapters & Mason Jar Adapters



20011- Screw-on **#2 size** collar. Screws onto most all glass lamps with threaded 1⁵/₈" O.D. neck opening. Made for our no. 12621 & 12665 burners. Has 1¹/₁₆" I.D. base and 1³/₁₆" I.D. top. **Brass Plate**



20002- **#1 to #2 size expander.** Screws into #1 size collar and fits #2 size burner. Solid brass. 1⁷/₁₆" O.D., has 3/4" I.D. **Solid Brass**



20008- #00 brass **Nutmeg & Acorn** collar. Fits our no. 10600 & 10601 burner. Has 1" base dia., 5/8" top I.D. **Solid Brass**



20010- Brass "double ring" **#1 size** collar. Threaded to fit Antique & B&P's #1 burner. Also fits No. 20101 & No. 20002 adapters. 1⁵/₁₆" I.D. base, 7/8" I.D. top. **Solid Brass**



20012- Brass "double ring" **#2 size** collar. Threaded to fit Antique and B&P's #2 burners. Also fits No. 20100 and No. 20102 adapters. Has 1¹/₁₆" I.D. base, 1³/₁₆" I.D. top. **Solid Brass**



20017- **#2 Press-On collar.** Solid brass collar is threaded to fit Antique and B&P's #2 burners. Bottom sized to fit old glass lamps. Has 1³/₁₆" I.D. bottom opening, 2¹/₄" outside dia. and 1³/₁₆" I.D. top. **Solid Brass**



20022- Brass "fluted band" **#2 size** collar. Threaded to fit antique and B&P's #2 burners and adapters. Has 1³/₄" I.D. base, 1³/₁₆" I.D. top. **Solid Brass.**



20100- **#2 size oil lamp adapter** w/turned brass thread and with 5/8" long, 1/8 IP nipple.

20102- same as above but **w/whole for side exit wire.**

20101- **#1 size oil lamp adapter** w/turned brass thread and with 5/8" long, 1/8 IP nipple.



20805- Solid Brass Filler Cap* designed to fit ALADDIN® brand lamps and many older glass lamps. Has cork liner 1" I.D. base.



20019- Screw-on **Mason jar collar.** Converts Mason to #2 size threads such as those found on our no. 12621, 12665, & most #2 size burners. 2¹/₁₆" I.D. base, 1³/₁₆" I.D. top. **Brass Plate**



20015- Solid brass collar to fit **Central Draft.** 2¹³/₁₆" I.D. base, 2³/₈" I.D. top opening. Unfinished

20004- **Solid brass** collar to **fit #14 Kosmos burner** (our no. 10634), also fits many antique European burners. 1¹/₂" top inside dia., 2¹/₂" bottom O.D.

20034- **Solid brass** collar to **fit #6 Kosmos burner** (our no. 10636). 1⁵/₁₆" top inside dia., 1⁵/₈" bottom O.D.

20035- **Solid brass** collar to **fit #8 Kosmos burner** (our no. 10637). 1¹/₁₆" top inside dia., 1³/₄" bottom O.D.

20036- **Solid brass** collar to **fit #10 Kosmos burner** (our no. 10638). 1¹/₄" top inside dia., 2¹/₁₆" bottom O.D.



20051BK- **Steel Mason jar lid** with 2.40" diameter center hole to fit E26 phenolic pendant socket with ring (not included). 10 air vent holes (.22" diameter), 2⁷/₈" O.D., sat in black finish.



20031 - "Miller" Cap



20032 - "B & H" Cap



20033 - "Rayo" Cap

Logo filler caps for lamps & fonts. Solid brass with 1¹/₁₆" thread base, Pol. & Lacq. Your choice of style



20019A- Same as above except with **antique brass finish.**



20014- Heavy **Zinc Mason jar adapter.** May be completed w/socket cap no. 40102N & clear silver lamp cord no. 46703 or 46713 for a great looking adapter. 2¹/₁₆" I.D. base, top hole slips 1/8 IP.



20023- Brass Plated **Mason jar adapter.** May be completed w/socket cap of your choice for a great looking adapter. 2¹/₁₆" I.D. base, top hole slips 1/8 IP.

Unwired, Cut-Out Burners for DIY Wiring



10650- #1 Queen Anne Cut-Out Burner. Solid brass, ready-to-wire adapter with attractive Queen Anne styling, 7/8" dia. threaded base. See compatible parts listed below w/No. 1 Queen Electrified Burner.

10660- #2 Queen Anne Cut-Out Burner. Solid brass, ready-to-wire adapter with attractive Queen Anne styling, 1 3/16" dia. base. See compatible parts listed below with No. 2 Queen Electrified Burner.

12665- #2 Brass plated cut-out burner. Ready to wire and of sturdy construction, this burner comes with a removable collar that allows use on regular #2 collars or coarse glass lamp threads. See parts below with No. 2 Brass plated burner

Wired, Electrified Burners



No. 1 Queen Anne Electrified Burner. Solid brass burner is wired with U.L. listed parts and best quality 6 ft. cord. These high quality, stylish burners are made w/ heavy gauge brass and will improve the looks and value of most any #1 size lamp. Has 7/8" dia. threaded base and accepts 2 1/2" base dia. chimneys.

- 30200-** silver cord
- 30201-** brown cord
- 30202-** white cord
- 30203-** clear gold cord

The #1 Queen will fit the following parts:
chimneys: no. 57920, 57924, 57938, 57934
tripods: no. 12711, 12712
collar: no. 20010



- 30211-** brown cord
- 30212-** white cord
- 30213-** clear gold cord

No. 2 Queen Anne Electrified Burner. Solid brass burner wired with U.L. listed parts & best quality 6 ft. lamp cord. These superb electric burners come with "arrow" shaped prongs and are embossed "No. 2 Queen Anne" just like the old ones! Has 1 3/16" dia. threaded base and accepts 3" base dia. chimneys.

The #2 Queen will fit the following lamp parts:
chimneys: no. 57932, 57944, 57946, 57954, 57972, 57953, 57956, 57940
tripods: no. 12713, 12719
shade ring holders: no. 10722, 10734
ball shade holders: no. 10780, 10790
collars: no. 20012, 20017,



For Ordering with Regular On-Off, Turn-knob socket

- 30204-** brown cord
- 30204B-** black cord
- 30205-** white cord
- 30206-** clear gold cord
- 30219-** clear silver cord

For Ordering with 3-way bottom light (includes 7.5 watt bulb).

- 30207-** brown cord
- 30208-** white cord
- 30209-** gold cord

No. 2 Brass plated electrified burner. Fits most No. 2 size collars and comes with **removable screw-on collar** that also fits threaded glass bases. Has high quality, U.L. listed 6 ft. cord, 1 3/16" dia. threaded base, and accepts 3" dia. chimneys. **Fits the following parts:**

Chimneys: no. 57932, 57944, 57946, 57954, 57972, 57953, 57956, 57940

Tripods: no. 12714, 12717

Shade Ring Holders: no. 10724, 10730

Ball Shade Holders: no. 10780, 10790

Collars: no. 20012, 20017, 20011, 20019

#1 & #2 Oil Lamp Adapters, Floor Lp Wiring Kits



No. 2 size Old Style, Solid Brass Gallery with 4" fitter size ball shade holder, high quality, U.L. listed 6 ft. (side exit) cord, brass socket shell, and fine polished and lacquered finish. **Accepts 3" base dia. chimneys.**

- 30255H-** brown cord
- 30256H-** white cord
- 30257H-** clear gold cord



No. 2 size Old Style, Solid Brass Gallery with high quality, U.L. listed 6 ft. (side exit) cord, brass socket shell, and fine polished and lacquered finish. **Accepts 3" base dia. chimneys** and fits shade holders/tripods #12795, 10733, 10783.

- 30255-** brown cord
- 30256-** white cord
- 30257-** clear gold cord



No. 2 size Old Style, Solid Brass Gallery and Brass Shade Ring with high quality, U.L. listed 6 ft. (side exit) cord, brass socket shell, and fine polished and lacquered finish. Gallery **accepts 3" base dia. chimneys.**

- 30266-** w/ 7" ring, brown cord
- 30267-** w/ 7" ring, white cord
- 30268-** w/ 7" ring, clear gold cord
- 30269-** w/ 10" ring, brown cord
- 30270-** w/ 10" ring, white cord
- 30271-** w/ 10" ring, clear gold cord

Oil Lamp Converter with solid brass push-thru socket, turned brass threaded base, and 6 ft. cord. All components are U.L. listed. Your choice of cord color.



- | | |
|-------------------------------|-------------------------------|
| <u>For #1 size adapter</u> | <u>For #2 size adapter</u> |
| 30290- brown cord | 30293- brown cord |
| 30291- white cord | 30294- white cord |
| 30292- clear gold cord | 30295- clear gold cord |



FLOOR LAMP WIRING KIT with **3-Way turnknob socket**, 12 ft., 18/2 SPT-1 cord set, lamp harp, finial, riser, nuts, nipples, lock washers, nozzles & assembly instructions. **Your choice of finish** for cord set, socket, harp, riser, & finial. Also, **your choice of harp size**. Supplied w/U.L. listed components

Antique Brass Finish (pictured) w/antique brass color cord set

- 30555A8** - Kit with 8" lamp harp
- 30555A9** - Kit with 9" lamp harp
- 30555A10** - Kit with 10" lamp harp
- 30555A11** - Kit with 11" lamp harp
- 30555A12** - Kit with 12" lamp harp

Brass Plated Finish - with brown cord set

- 30555P8** - Kit with 8" lamp harp
- 30555P9** - Kit with 9" lamp harp
- 30555P10** - Kit with 10" lamp harp
- 30555P11** - Kit with 11" lamp harp
- 30555P12** - Kit with 12" lamp harp


Nickel Plated Finish - w/clear silver cord set

- 30555N8** - Kit with 8" lamp harp
- 30555N9** - Kit with 9" lamp harp
- 30555N10** - Kit with 10" lamp harp
- 30555N11** - Kit with 11" lamp harp
- 30555N12** - Kit with 12" lamp harp

Antique Bronze Finish - with antique bronze cord set

- 30555B8** - Kit with 8" lamp harp
- 30555B9** - Kit with 9" lamp harp
- 30555B10** - Kit with 10" lamp harp
- 30555B11** - Kit with 11" lamp harp
- 30555B12** - Kit with 12" lamp harp

Mason "Fruit Jar" & Make-A-Lamp Kits



Brass Plated Mason "Fruit Jar" adapter w/ U.L. listed **push-thru socket** and 6 ft. cord. Collar dia. 2 $\frac{3}{4}$ ".

- 30280**- brown cord
- 30281**- white cord
- 30282**- clear gold cord

Heavy duty zinc Mason "Fruit Jar" adapter with U.L. listed, zinc color **push-thru socket** and 6 ft. U.L. cord. 2 $\frac{3}{4}$ " dia. collar fits old or new jars.



- 30299** - Clear Silver cord
- 30296** - Brown cord
- 30297** - White cord
- 30298** - Clear Gold cord



Make-A-Lamp Kit w/9" harp and brass plated **3-way Turn Knob socket**. Has "cut to size" cork adapter (adj. From 1 $\frac{1}{4}$ " to $\frac{1}{2}$ " O.D.) & 6 ft. cord. U.L. listed components.

- 30380** - brown cord
- 30381** - white cord
- 30382** - clear gold cord
- 30383** - clear silver cord



Make-A-Lamp Kit w/9" harp & brass plated **push-thru socket**. Has "cut to size" cork adapter (adj. from 1 $\frac{1}{4}$ " to $\frac{1}{2}$ " O.D.) & 6 ft. lamp cord. All components U.L. listed. Your choice of cord color.

- 30355**- brown cord
- 30356**- white cord
- 30357**- clear gold cord
- 30358**- clear silver cord
- 30359**- black cord



Mason Jar adapter, converts fruit jar into a chimney - fitting lamp. Brass plated burner and collar, electrified with 6 ft. cord. U.L. listed components.

- 30390** - brown cord
- 30391** - white cord
- 30392** - clear gold cord
- 30393** - clear silver cord



No. 1 & No. 2 size Adapter Kits w/solid brass push-thru socket, turned brass base, 9" harp, and high quality 8 ft. lamp cord. All components are U.L. listed.

For #1 size adapter
(1 $\frac{3}{16}$ " O.D. threaded base)

- 30343**- brown cord
- 30344**- white cord
- 30345**- clear gold cord

For #2 size adapter
(1 $\frac{3}{16}$ " O.D. threaded base)

- 30346**- brown cord
- 30347**- white cord
- 30348**- clear gold cord

Make-A-Table Lamp Kit with turned brass flange & 2 wood screws for wooden lamp mount, 8 ft., 18/2 SPT-1 brown cord set, lamp harp, **push-thru socket with side outlet** brass plated socket, nuts, washer, assembly instructions. Supplied w/U.L. listed components



- 30553F6** - Kit with 6" lamp harp
- 30553F7** - Kit with 7" lamp harp
- 30553F8** - Kit with 8" lamp harp
- 30553F9** - Kit with 9" lamp harp
- 30553F10** - Kit with 10" lamp harp

Table Lamp Wiring Kits

Table Lamp Wiring Kit with 3-Way turn-knob socket, 8 ft., 18/2 SPT-1 cord set, lamp harp, finial, riser, nut, 5/8" nipple, 2" nipple, brass nut, lock washer, & assembly instructions. Your choice of finish for cord set, socket, harp, riser, & finial. Supplied w/U.L. listed components



Antique Brass Finish (pictured) w/antique brass color cord set

- 30551A6** - Kit with 6" lamp harp
- 30551A7** - Kit with 7" lamp harp
- 30551A8** - Kit with 8" lamp harp
- 30551A9** - Kit with 9" lamp harp
- 30551A10** - Kit with 10" lamp harp

Brass Plated Finish - with brown cord set

- 30551P6** - Kit with 6" lamp harp
- 30551P7** - Kit with 7" lamp harp
- 30551P8** - Kit with 8" lamp harp
- 30551P9** - Kit with 9" lamp harp
- 30551P10** - Kit with 10" lamp harp

Nickel Plated Finish - w/clear silver cord set

- 30551N6** - Kit with 6" lamp harp
- 30551N7** - Kit with 7" lamp harp
- 30551N8** - Kit with 8" lamp harp
- 30551N9** - Kit with 9" lamp harp
- 30551N10** - Kit with 10" lamp harp

Antique Bronze Finish - with antique bronze cord set

- 30551B6** - Kit with 6" lamp harp
- 30551B7** - Kit with 7" lamp harp
- 30551B8** - Kit with 8" lamp harp
- 30551B9** - Kit with 9" lamp harp
- 30551B10** - Kit with 10" lamp harp

Table Lamp Wiring Kit with Push-Thru socket, 8 ft., 18/2 SPT-1 cord set, lamp harp, finial, riser, nut, 5/8" nipple, 2" nipple, brass nut, lock washer, & assembly instructions. Your choice of finish for cord set, lamp socket, harp, riser, & finial. Supplied w/U.L. listed components



Brass Plated Finish (pictured) w/ brown cord set

- 30552P6** - Kit with 6" lamp harp
- 30552P7** - Kit with 7" lamp harp
- 30552P8** - Kit with 8" lamp harp
- 30552P9** - Kit with 9" lamp harp
- 30552P10** - Kit with 10" lamp harp

Antique Brass Finish - w/antique brass cord set

- 30552A6** - Kit with 6" lamp harp
- 30552A7** - Kit with 7" lamp harp
- 30552A8** - Kit with 8" lamp harp
- 30552A9** - Kit with 9" lamp harp
- 30552A10** - Kit with 10" lamp harp

Nickel Plated Finish - w/clear silver cord set

- 30552N6** - Kit with 6" lamp harp
- 30552N7** - Kit with 7" lamp harp
- 30552N8** - Kit with 8" lamp harp
- 30552N9** - Kit with 9" lamp harp
- 30552N10** - Kit with 10" lamp harp

Antique Bronze Finish - w/antique bronze cord set

- 30552B6** - Kit with 6" lamp harp
- 30552B7** - Kit with 7" lamp harp
- 30552B8** - Kit with 8" lamp harp
- 30552B9** - Kit with 9" lamp harp
- 30552B10** - Kit with 10" lamp harp

Antique Brass Finish - w/antique brass cord set

- 30554A6** - Kit with 6" lamp harp
- 30554A7** - Kit with 7" lamp harp
- 30554A8** - Kit with 8" lamp harp
- 30554A9** - Kit with 9" lamp harp
- 30554A10** - Kit with 10" lamp harp

Nickel Plated Finish (pictured) w/clear silver cord set

- 30554N6** - Kit with 6" lamp harp
- 30554N7** - Kit with 7" lamp harp
- 30554N8** - Kit with 8" lamp harp
- 30554N9** - Kit with 9" lamp harp
- 30554N10** - Kit with 10" lamp harp

Brass Plated Finish - with brown cord set

- 30554P6** - Kit with 6" lamp harp
- 30554P7** - Kit with 7" lamp harp
- 30554P8** - Kit with 8" lamp harp
- 30554P9** - Kit with 9" lamp harp
- 30554P10** - Kit with 10" lamp harp

Table Lamp Wiring Kit with Full-range dimmer socket, 8 ft., 18/2 SPT-1 cord set, lamp harp, finial, riser, nut, 5/8" nipple, 2" nipple, brass nut, lock washer, & assembly instructions. Your choice of finish for cord set, socket, harp, riser, & finial. Supplied w/U.L. listed components



Table Lamp Wiring Kits



30551AA - Antique Brass Finish, Table Lamp Wiring Kit with **3-Way turn-knob** socket, antique brass color 8 ft., 18/2 SPT-1 cord set, lamp harp w/adjustable height (9", 10" or 11" ht.), finial, riser, nut, 5/8" nipple, 2" nipple, brass nut, lock washer, & assembly instructions. Kit includes cord set, socket, harp, riser, & finial. Supplied with U.L. listed components.



30551PA - Brass Plated Finish, Table Lamp Wiring Kit with **3-Way turn-knob** socket, antique brass color 8 ft., 18/2 SPT-1 cord set, lamp harp w/adjustable height (9", 10" or 11" ht.), finial, riser, nut, 5/8" nipple, 2" nipple, brass nut, lock washer, & assembly instructions. Kit includes cord set, socket, harp, riser, & finial. Supplied with U.L. listed components.



Nickel Finish Table Lamp Wiring Kit with pull chain socket, 8 ft., 18/2 SPT-1 cord set, metal button finial, riser, nut, 5/8" nipple, 2" nipple, brass nut, lock washer, & assembly instructions. Matching finish for cord set, socket, harp, riser, & finial. Supplied with U.L. listed components - your choice of lamp harp size.

- 30557N6** - 6" Nickel Harp
- 30557N7** - 7" Nickel Harp
- 30557N8** - 8" Nickel Harp
- 30557N9** - 9" Nickel Harp
- 30557N10** - 10" Nickel Harp

Antique Bronze Finish Table Lamp Wiring Kit with pull chain socket, 8 ft., 18/2 SPT-1 cord set, metal button finial, riser, nut, 5/8" nipple, 2" nipple, brass nut, lock washer, & assembly instructions. Matching finish for cord set, socket, harp, riser, & finial. Supplied with U.L. listed components - your choice of lamp harp size.



- 30557B6** - 6" Ant. Bronze Harp
- 30557B7** - 7" Ant. Bronze Harp
- 30557B8** - 8" Ant. Bronze Harp
- 30557B9** - 9" Ant. Bronze Harp
- 30557B10** - 10" Ant. Bronze Harp



Antique Brass Finish Table Lamp Wiring Kit with pull chain socket, 8 ft., 18/2 SPT-1 cord set, metal button finial, riser, nut, 5/8" nipple, 2" nipple, brass nut, lock washer, & assembly instructions. Matching finish for cord set, socket, harp, riser, & finial. Supplied with U.L. listed components - your choice of lamp harp size.

- 30557A6** - 6" Ant. Brass Harp
- 30557A7** - 7" Ant. Brass Harp
- 30557A8** - 8" Ant. Brass Harp
- 30557A9** - 9" Ant. Brass Harp
- 30557A10** - 10" Ant. Brass Harp

Brass Plated Table Lamp Wiring Kit with pull chain socket, 8 ft., 18/2 SPT-1 cord set, metal button finial, riser, nut, 5/8" nipple, 2" nipple, brass nut, lock washer, & assembly instructions. Matching finish for cord set, socket, harp, riser, & finial. Supplied with U.L. listed components - your choice of lamp harp size.

- 30557P6** - 6" Brass Plated Harp
- 30557P7** - 7" Brass Plated Harp
- 30557P8** - 8" Brass Plated Harp
- 30557P9** - 9" Brass Plated Harp
- 30557P10** - 10" Brass Plated Harp



Special Lamp Adapters & Lamp Wiring Kits



Complete **3-way Turn Knob (side outlet) Socket** with 8 ft. cord, Solid Brass shell, w/ set screw. U.L. listed components.

- 30375** - brown cord
- 30376** - white cord
- 30377** - clear gold cord
- 30378** - clear silver cord

Make-A-Lamp Kit w/ "cut to size" cork wrap adapter (adj. from 1 1/4" to 1/2" in dia.), brass plated **push-thru socket** and 6 ft. cord. All components U.L. listed.

- 30350** - brown cord
- 30350G** - clear gold cord
- 30350SV** - clear silver cord
- 30350W** - white cord
- 30350BK** - black cord

- 30351** - brown cord, 1 3/4" maximum cork diameter
- 30352** - brown cord, 2 1/4" maximum cork diameter



Adapter Kit for 1/2", 3/4", and 1" base openings. Comes with brass plated **push-thru (side outlet) socket**, 6 ft. cord, and all necessary hardware. Supplied w/U.L. listed components

- 30336**- brown cord
- 30337**- white cord
- 30338**- clear gold cord



Complete Candlestick Kit, with 4" antique gold drip candle cover, candelabra socket, 8 ft. clear gold cord with in-line switch. U.L. listed components.

- 30410** - 3/4" O.D. bottom
- 30411** - 15/16" O.D. bottom



Complete Candlestick Kit, with 4" white candle cover, candelabra socket, 8 ft. clear silver cord with in-line switch. U.L. listed components.

- 30405** - 3/4" O.D. bottom.
- 30406** - 15/16" O.D. bottom



Adapter kit for 1/2", 3/4", & 1" base openings. Has 8" harp, harp base, brass plated **push-thru side outlet socket** and 8 ft. cord. All components U.L. listed. Your choice of cord color. Supplied w/U.L. listed components

- 30340**- brown
- 30341**- white
- 30342**- clear gold



Vintage Table Lamp Rewiring Kit with Full-range dimmer socket, 8 ft., 18/2 SPT-1 cord set, Full range dimmer socket, nuts, washer, assembly instructions. Supplied w/U.L. listed components

- 30556P**- Brass plated socket, brown cord set
- 30556A**- Antique brass socket, Ant. brass cord set
- 30556N**- Nickel plated socket, clear silver cord set



Complete **push-thru (side outlet) socket** w/ 8 ft. cord and brass plated shell. All U.L. listed components.

- 30333**- brown cord
- 30334**- white cord
- 30335**- clear gold cord



Vintage Table Lamp Rewiring Kit, 8 ft., 18/2 SPT-1 cord set, **3-Way turn-knob** socket, nuts, washer, assembly instructions. Supplied w/U.L. listed components

- 30553N**- Nickel plated socket, clear silver cord set
- 30553P**- Brass plated socket, brown cord set
- 30553A**- Antique brass socket, Ant. brass cord set
- 30553B**- Antique bronze socket, black cord set

Special Lamp & Bottle Adapters & Wiring Kits




30558 - Night light lamp kit with brown cord, used for GWW lamps and hurricane lamps. It lights the top, bottom, or both. Comes with 8' brown spt-1 cord, 3 wire nuts, and a snap-in candelabra (E12) lamp socket with 24" leads. Supplied with U.L. listed components.




30559 - Mini-lamp kit candlestick, brown cord with line switch, comes with 1" nipple, 1/8IP hex nut and washers, 8' spt-1 brown cord, plastic candle cover, 2" candelabra (E12) lamp socket. Supplied with U.L. listed components.



30566B - Lamp parts; prewired bottle kit with 3/4" diameter bottle adapter. Comes with nipple, knurled lock nut, check ring, 8' brown spt-1 cord. Supplied with U.L. listed components.



30566G - Lamp parts; prewired bottle kit with 3/4" diameter bottle adapter. Comes with nipple, knurled lock nut, check ring, 8' clear gold spt-1 cord. Supplied with U.L. listed components.



30566S - Lamp parts; prewired bottle kit with 3/4" diameter bottle adapter. Comes with nipple, knurled lock nut, check ring, 8' clear silver spt-1 cord. Supplied with U.L. listed components.



30566W - Lamp parts; prewired bottle kit with 3/4" diameter bottle adapter. Comes with nipple, knurled lock nut, check ring, 8' white spt-1 cord. Supplied with U.L. listed components.

Ceiling Canopy Hardware Kits




10960 - Ceiling canopy hardware mount kit comes with crossbar, 2 pieces of 1/2" x 8-32 screws, 2 pieces of 1 1/2" x 8-32 screws, brass cap nuts, lock nut, lock washer, 3 wire nuts, brass cord grip bushing, brass loop



10960BK - Ceiling canopy hardware mount kit comes with crossbar, 2 pieces of 1/2" x 8-32 screws, 2 pieces of 1 1/2" x 8-32 screws, black cap nuts, lock nut, lock washer, 3 wire nuts, black cord grip bushing, black loop



10960N - Ceiling canopy hardware mount kit comes with crossbar, 2 pieces of 1/2" x 8-32 screws, 2 pieces of 1 1/2" x 8-32 screws, nickel cap nuts, lock nut, lock washer, 3 wire nuts, nickel cord grip bushing, nickel loop



10960W - Ceiling canopy hardware mount kit comes with crossbar, 2 pieces of 1/2" x 8-32 screws, 2 pieces of 1 1/2" x 8-32 screws, white cap nuts, lock nut, lock washer, 3 wire nuts, white cord grip bushing, white loop




10979 - Ceiling canopy hardware mount kit 4 1/8" crossbar kit, comes with 1/4IP tapped crossbar with ground screw, 1/4IP x 1/8IP 1" tall hickey, brass 1/4M to 1/8F reducing bushing, 2 pieces 8-32 x 1/2" long slotted brass plated screws, 1 piece each of 1/4IP x 5/8" long nipple, 1/4IP x 1 1/2" nipple, 1/8IP x 5/8" long nipple, and 1/8IP x 1 1/2" long nipple, 1 piece each 1/4F and 1/8F nuts



Canopy Hardware Set with die cast screw collar loop (seats canopy with 1 1/4" center hole), includes two 1/4IP nipples (1 1/2" & 2 1/2"), one 1/4F steel hex nut, two screws (1/2" X 8/32), and heavy 1/4F crossbar. Your choice of loop finish

- 10933A** -Antique Brass
- 10933B** -Bronze
- 10933N** -Nickel Plated
- 10933SN** -Satin Nickel
- 10933BK** -Black Finish
- 10933W** -White Finish
- 10933** -Brass Plated & Lacq.



22878 - Side Mount Style Ceiling canopy hardware kit comes with 1 piece slotted crossbar, zinc plated steel, 4 7/8" long x 7/8" wide x .072" thick with two 8-32F side holes, slotted 3 5/8" center to center for fitting residential box, slot size about 1 1/16" x 3/16", 2 pieces - zinc plated slotted head steel screws 3/8" long thread length x 8-32m thread, 2 pieces - zinc plated slotted head steel screws 1" long thread length x 8-32m thread, green 8-32 ground screw mounted in each piece, each kit in plastic bag



Canopy Hardware Set with cast brass screw collar loop (seats canopy with 1 1/16" center hole), includes two 1/4IP nipples (1 1/2" & 2 1/2"), one 1/4F steel hex nut, two 1/2" X 8/32 screws, and heavy 1/4F crossbar. Your choice of loop finish

- 10951** -Polished & Lacquered
- 10951A** -Antique Brass
- 10951B** -Antique Bronze
- 10951U** -Unfinished Brass
- 10951N** -Nickel Plated Brass
- 10951SN** -Satin Nickel Finish


Special Pendant & Swag Lamp Kits



30561 - Black Swag Lamp Kit: Mason Jar Top – with short keyless phenolic socket, swag mounting kit, and nice rocker-style inline lamp cord switch. Ventilation holes in mason jar holder allow hot air to escape and cool your fixture. 2³/₄" diameter holder will fit any standard size jar (Will not fit wide mouth jars).



30562 - Heavy turned socket do-it-yourself swag lamp kit, comes with satin black turn-knob socket, 21' of black twisted 18 gauge cotton covered, vintage style lamp cord plug, and a pair of turned brass wire gripper swag mounts for ceiling or wall.



46904BK - Black color, Plug-in Pendant Light, 15Ft SPT-2 cord with E26/E27 Socket, On/Off Button mounted 5 feet from plug, each set is packed in separate plastic bag, UL listed.



46904W - White color, Plug-in Pendant Light, 15Ft SPT-2 cord with E26/E27 Socket, On/Off Button mounted 5 feet from plug, each set is packed in separate plastic bag, UL listed.



Pendant fixture kit with 3¹/₄" shade holder comes with a steel screw-collar style, 5¹/₄" dia. canopy w/hardware, steel 3¹/₄" fitter holder with thumb screws, one yd. of 8 gauge chain, 1¹/₂" dia. die cast loop, and a medium- base porcelain socket with 4' of clear gold lamp cord that includes a separate ground wire. Choice of finish.

- 11874**- Brass Plated Finish (pictured)
- 11874A**- Antique Brass Finish

Swag Lamp Kit with Chain for Fabric and Mica shades
This kit is designed to be mounted on a washer fitter shade with 3/8" slip center hole. 15 ft. 18-2 SPT-1 cord set, 12 ft. of oval lamp chain. Kit comes with complete Swag Hook kit with 2 hooks and mounting options that include toggle & screws. Also, kit has cord switch, socket, brass plated loop, 2" long brass nipple, nuts & assembly instructions. Supplied w/U.L. listed or recognized components



- 30550P** - Swag kit with clear gold lamp cord, brass plated lamp chain, swag hooks, & socket loop hardware (pictured)
- 30550A**- Swag kit with brown lamp cord, antique brass finished lamp chain, swag hooks, & socket loop hardware (not pictured)

Special Pendant Kits



11794 - Cylinder Glass Holder Kit.
 Kit includes white enamel canopy, standard size porcelain socket, 48" long 18/3 SVT lamp cord & adjustable tripod designed to fit 4", 4½", 5", and 6" outside diameter cylinders. Comes with all mounting hardware and includes a hang-straight swivel below the tripod. Not U.L. listed. (Glass shade not included)

Illustration shows a 6" X 12" genuine opal glass cylinder



21270 - Swag Lamp Mounting Hook Screws (3) and Plastic Wire Clips (3). Screws measure 2 inches long by 7/8 inch wide. Clips measure 1 7/8 inch long by 5/8 inch wide, each set individually bagged.



21269A-
Antique Brass



21269U-
Unfinished Brass



21269N-
Polished Nickel



21269SN-
Satin Nickel



21269BK-
Satin Black



21269W-
Glossy White

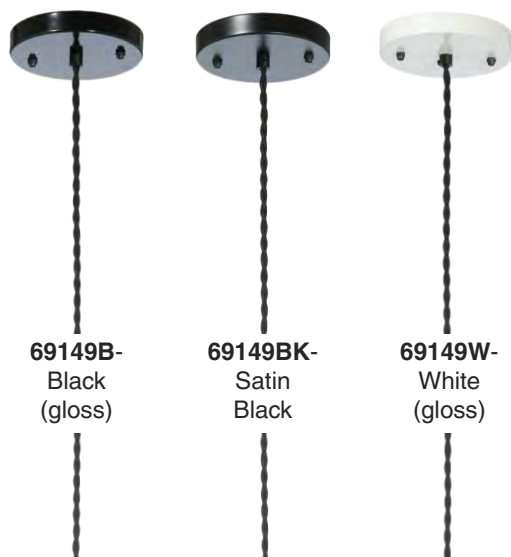


21269N- Unassembled



21269W- w/lamp cord

B rass SVT Wire Gripper Swag Ceiling Strain Relief. Mount to the Ceiling or wall (has 3/16" mounting hole), Install Wire and Tighten Cap. Provides Strain Relief for SVT Type wire (cord hole 7mm inside diameter), 9/16" tall x 13/16" wide, mounts to ceiling or wall with #10 or #8 flat head wood screw. Your Choice of Finish



Special Pendant Kits



New! Top Quality Industrial Style Pendants

These Industrial style pendants come with brass 2¼" UNO-type shade fitters, and are constructed with the best materials including:

- Enamel coated steel canopies
- Metal cord grip bushings
- Heavy, turned brass, E-26 med. size lamp sockets with antique brass finish
- Early-style flat socket key
- 30" black cotton covered twisted pair lamp cord

Pendants are easily adjusted for drop length and have a maximum drop of about 32". **Your Choice of canopy color** to many of our metal lamp shades. Not U.L. listed

48726 - Recessed Light Converter for Pendant or Light Fixtures. Quick and easy home upgrade with no major remodeling. Transform existing recessed lighting into a pendant or fixture. Use with 4" to 6" recessed cans with fixtures of 50 lbs. or less, installation instructions included



Special Pendant Kits

Industrial Pendant Fixtures with your choice of a 2 1/4", 3 1/4", or 4" UNO holder, and matching finish on the canopy, socket, and shade holder. Each fixture comes with **SOLID BRASS canopy, shade holder, & lamp socket**, black cotton covered twisted cord, a turned brass flat-key turn knob UL listed socket, & complete canopy mounting hardware. Fixture is not UL listed, adjustable 27 inch drop to bottom of holder, 5 lb. maximum weight capacity.

Antique Brass Finish fixture complete with:

- 69147A2** - 2 1/4" shade holder
- 69147A3** - 3 1/4" shade holder
- 69147A4** - 4" shade holder

Antique Bronze Finish fixture complete with:

- 69147B2** - 2 1/4" shade holder
- 69147B3** - 3 1/4" shade holder
- 69147B4** - 4" shade holder

Polished & Lacquered Finish fixture complete with:

- 69147P2** - 2 1/4" shade holder
- 69147P3** - 3 1/4" shade holder
- 69147P4** - 4" shade holder

Satin Nickel Finish fixture complete with:

- 69147SN2** - 2 1/4" shade holder
- 69147SN3** - 3 1/4" shade holder
- 69147SN4** - 4" shade holder



69141AC- Industrial Style Pendant with antique brass finish canopy, black twisted-pair cotton lamp cord, turned brass lamp socket, clear glass cone shade, and antique style light bulb. Not U.L. listed.



Antique Brass

Antique Bronze

Polished & Lacq.

Satin Nickel Finish

Industrial Style Pendants (less shade)



69141A -
Antique Brass

69141SN -
Satin Nickel

69141BL -
Blue

69141G -
Green

69141R -
Red

69141B -
Black

69141W -
White

Industrial Style Pendants (less shade)

Match fixtures with shades on pages H-195 thru H-201.
5 lb. maximum weight capacity

These Industrial Pendants are styled after early fixtures and are very trendy in today's minimalist decorating schemes. The canopy has a porcelain enamel finish. The black lamp cord is twisted and cotton covered. Pendant comes with a turned brass socket shell and early style flat key turn knob. Socket unit is U.L. listed, but the fixture is not U.L. approved. Adjustable 27" drop is measured to bottom of the 2 1/4" UNO style holder. Your choice of canopy color.

Wall Bracket Parts and Accessories



63327- Functional Early American style reflector-type iron wall bracket lamp with No. 2 oil burner, hand blown clear font, and stainless steel reflector. Extends 11" from wall.



63317- Functional Early American style reflector-type iron wall bracket lamp with No. 2 oil burner, hand blown clear font, and hand blown mercury glass reflector. Extends 11".



00680T - Stainless steel bracket lamp reflector with back loop for mounting on iron bracket reflector arm post. 7 3/8" dia.



00680 - Exact replica of early "mercury" glass bracket lamp reflector. 7" dia., fits our brackets #73801 & #73806. (Does Not Contain Mercury). Includes item #13972 - reflector holder.



13972 - Replacement Reflector holder, screws into our #00680 Reflector (see right) and slips over our #13971 Reflector nut (see right)



13971 - Reflector nut used to attach the #00680 mercury reflector to brackets #73801 and #73806. Cast iron with satin black finish.



13910 - 5 1/4" inside dia. iron bracket bowl. Fits our #50100 series fonts and many old fonts. Has 1/4" center hole.



73818 - Cast iron Victorian style wall mount plant hanger. 3 3/8" x 10 3/4" long, with satin black finish.



73974 - Cast iron coat hook with satin black finish. 7 1/4" tall



Glass bracket lamp font to fit all bracket lamps in this catalog and many old lamps. Has No. 2 collar, top dia. of 5 3/4", bottom 3 3/4".

- 50100** - Opal
- 50101** - Crystal
- 50103** - Cobalt blue
- 50105** - Dark Green
- 50106** - Medium Blue


All Iron Bracket Lamps & Bracket Lamp Parts Are With Satin Black Finish



13928 - Small bracket lamp hinge, 3 3/8" long.



13926 - Square iron bracket lamp hinge. 3" height.



13930 - Double bracket lamp hinge. 5" height.

Wall Bracket Lamp Frames, Hanging Lamp Parts




73805 - Cast iron wall bracket extends 9" from wall. Bowl dia. at base is 3 1/2" and fits #50100 series fonts.




10580 - Cast brass wall bracket lamp extends 9" from wall. Bowl dia. at base is 3 1/2" and fits #50100 series fonts. Polished & lacq. finish




73801 - Cast iron reflector bracket extends 11". Accepts #00680 reflector, #13971 reflector nut, and #50100 series fonts.



73813 - Cast iron double bracket lamp with plain bowls and satin black finish. Extends 11" from wall, fits our #50100 series fonts.




73803 - Cast iron wall bracket extends 11" from wall and accepts #50100 series fonts.



08399 - 20" diameter, 3 1/2" tall, 6 1/2" center hole, Mammoth Hanging lamp tin reflector shade. Our shade is original looking in all detail with an embossed waffle pattern and dark green painted top. Fits many brands of antique Mammoth hanging lamp frames.

HOOKS FOR HANGING LAMPS

63601 - Lomax replica, cast iron hanging lamp frame. Exact copy of Lomax counter-balance lamp (circa 1870). Accepts a 14" slant shade (e.g. our #08400 and #50100 series fonts (see *Lamp Glass Catalog*). 31" drop. Unwired.



73976 - Cast iron hook for hanging lamp with a Victorian motif, satin black finish, 3 1/2" long hook with 3 7/8" long screw, 7 3/8" overall.

73975 - Cast iron hook for hanging lamp with a "Dolphin" motif, satin black finish, 3 1/2" long hook with 3 7/8" long screw, 7 3/8" overall.



69121C - Lomax counterweight lamp replica, cast iron hanging lamp frame. Exact copy of Lomax counter-balance lamp (circa 1870). **Electrified**. Comes with a USA made, 14" opal slant shade (e.g. our #08400 and #50100 series fonts (see *Lamp Glass Catalog*). 31" drop.

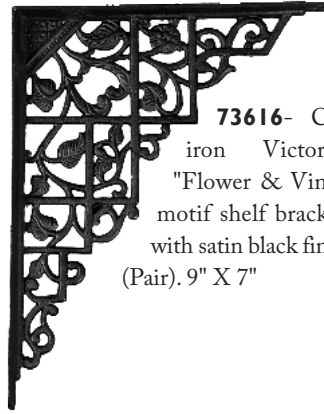


Cast Iron Shelf Brackets

- Reproduced From Antique Brackets -



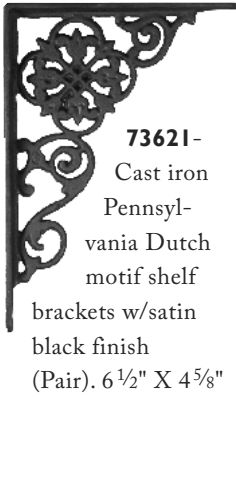
73610 -
Cast iron
Pennsylvania
Dutch motif
miniature shelf
brackets w/satin
black finish (Pair). 3"
X 4"



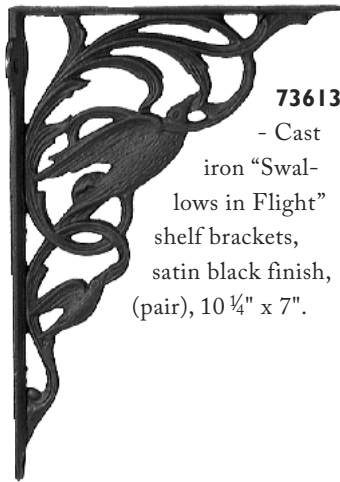
73616- Cast
iron Victorian
"Flower & Vines"
motif shelf brackets
with satin black finish
(Pair). 9" X 7"



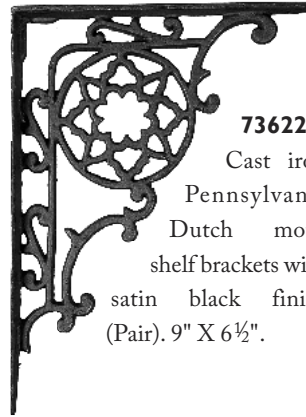
73623
- Cast
iron "Crow-
ing Rooster" shelf
brackets and /or plant
hangers, satin black
finish, (pair) 9 7/8" x 8".



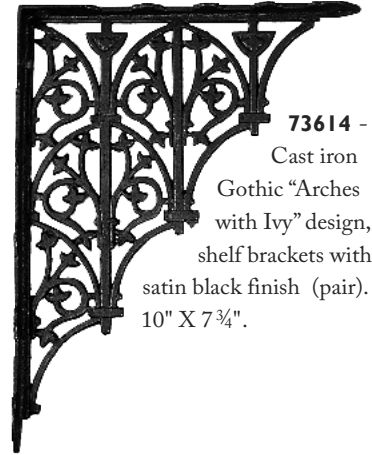
73621-
Cast iron
Pennsyl-
vania Dutch
motif shelf
brackets w/satin
black finish
(Pair). 6 1/2" X 4 5/8"



73613
- Cast
iron "Swal-
lows in Flight"
shelf brackets,
satin black finish,
(pair), 10 1/4" x 7".



73622 -
Cast iron
Pennsylvania
Dutch motif
shelf brackets with
satin black finish
(Pair). 9" X 6 1/2".



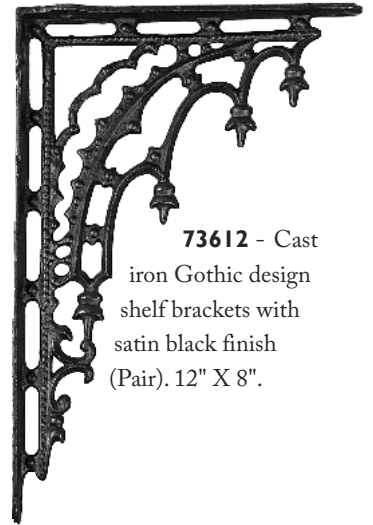
73614 -
Cast iron
Gothic "Arches
with Ivy" design,
shelf brackets with
satin black finish (pair).
10" X 7 3/4".



73617 -
Cast iron
Pennsylvania
Dutch motif
shelf brackets,
satin black finish,
(pair) 8" x 6 1/2".



73611 - Cast
iron Victorian
design shelf brackets
with satin black finish
(Pair). 11" x 9".



73612 - Cast
iron Gothic design
shelf brackets with
satin black finish
(Pair). 12" X 8".

Genuine Aladdin® Brand Parts



Maxbrite® Model 500, Kerosene Aladdin® brand burner for use with Heelless chimney Comes with wick, wick trimmer, and coarse thread to fit Aladdin® fonts and all glass models. Has Maxbrite 500 finish. Fits Models A, B, C, 21C, 23 (N236AB)

22805 - All Brass

22805N - Nickel Plated Brass



20810 - Wick Trimmer (Aladdin's No. R111) Works with all Aladdin® burners produced with 1" wicks (Models 1 thru 23)



20801 - Flame Spreader -(Aladdin's No. N106) Fits Models 12, A, B, C, 21C and 23.



29801A- Adaptor for Kone Kap Mantle®, designed to work on Models 3-11 by allowing Aladdin R150 (29800) Lox-On Mantle to fit on earlier models that formerly used a N146 Kone Kap Mantle



20800 - Brass filler plug for most metal fonts (N115B)



20807 - Brass filler cap for all glass fonts (N120B)



20804 - Nickel filler plug for most metal fonts (N115N)



20808 - Brass filler collar for all glass fonts (N121B)

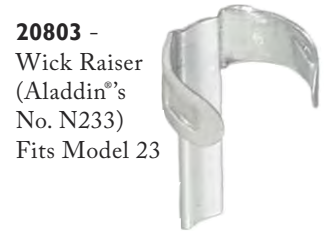


Genuine Aladdin® Brand Mantle

29800 - Lox-On Mantle for models 12, A, B, C, No. 21C and No. 23. (No. R150)



12720- Brass Tripods fits 12" shades. (1281B)and have brass plated arms and fit under the Aladdin® burner on models 7-12, A, B, C, 21C, & 23. Center size 2 1/16".



20803 - Wick Raiser (Aladdin's No. N233) Fits Model 23



Genuine Aladdin® Brand Wicks

29804- Nu-type wick for model 23 burner. (Aladdin® #N230)

29806- Wick for Aladdin® burner models 7 thru 12. (Aladdin® #N198)

29807- Wick for Aladdin® burner models A, B, & C. Also, model 14. (Aladdin® #R151)

22804 - Light Booster - Chimney Extension, required for burning at 4000 feet elevation. Adds up to 25% additional light output. Height 3 3/4" x 2 1/8" O.D. May be used on model A,B,21,21C & 23 burners, (N108B).

10" Brass under burner tripod with shade ring mounted, fits Models 7-23 (1080BR). Also see B & P #10739 & 10739N (page H-280) for lower price.

10736 - Brass
10737 - Nickel



07002- 14" diameter white parchment shade (Aladdin® #N110). May be used with Aladdin's® 14" size tripod.



57949- Aladdin® brand, Maxbrite® "Heelless" chimney. Fits Models 3 thru 11. 2 5/8" X 12 3/4" (Aladdin's® #R910).



57950- Aladdin® Lox-On Chimney. Fits Models 12, A, B, C, 21, 21C, & 23. (Aladdin's® #R103). 2 5/8" X 12 3/4".

Chimneys, Shade Holders, Cut-Out Burners for *Aladdin®



10" shade ring & tripod* designed to fit Aladdin® Brand burners and B & P Lamp Supply burners. Solid brass holder* designed to fit under Aladdin® brand burner models number 7-12, A,B,C, 21C, and 23. 2 1/16" center I.D.

10739- Brass, Polished & Lacq.

10739N - Nickel Plated



10733 - 10" Solid brass shade ring type shade holder* with 3 1/8" center I.D. designed to fit some Aladdin® Brand burners and B & P Lamp Supply burners on this page. Comes with protective coating.



Solid Brass 10" fitter-size tripod* with 3 1/8" I.D. center designed to fit some Aladdin® Brand burners. Comes with protective coating.

12795N- Nickel plated

12795- Brass

10783 - Solid Brass 4" ball shade holder* with 3 1/8" center designed to fit Aladdin® Brand burners.



10900- Solid Brass Cut-out burner* designed to fit Aladdin® brand lamps, is ready to wire and has threads to fit most all glass lamps. Has 2" dia. threaded base, accepts 2 5/8" base dia. chimneys, and comes pre-drilled for cord and key. Has brite brass finish and protective coating.



Solid Brass Electrified Burner* designed to fit Aladdin® brand lamps. Also designed to fit Aladdin® brand chimneys, tripods, and shade holders, as well as B & P's Twist-lock chimney #57951, tripods #12795, #12794, and shade holder #10733. This high quality adapter is made of heavy gauge brass and is assembled with U.L. listed brass socket shell and best quality lamp cord. 2" dia. coarse threaded base will fit most glass model lamps. Comes with 6 ft. cord set.



57951 - 2 5/8" X 13" Twist-Lock Chimney* designed to fit Aladdin® brand burners and B & P Lamp Supply's burners. Good Quality, Better Price!



57948- 2 5/8" X 12 1/2" clear chimney* designed to fit Aladdin® brand burners models 3 thru 11. Good substitute for heel-less chimney.

*The products identified in this advertisement are manufactured by B&P Lamp Supply, Inc. and are not licensed, inspected, or warranted by Aladdin Industries, LLC. They should not be confused with Aladdin® brand products or parts manufactured by Aladdin Mantle Lamp Co. of Clarksville, Tennessee. Aladdin® is a registered trademark of Aladdin Industries LLC.

Brass Finish

30241- Brown cord
30242- White cord
30243- Clear gold

Brass w/Bottom Light

30244- Brown cord
30245- White cord
30246- Clear Gold



- Oldest, Most Trusted Kerosene Lantern Maker
- Economical, Safe Emergency Lighting
- New! Colors, Finishes



69855-
#76 Black
w/Gold
(brass
plated)
trim

#76 The Original Dietz®
oil lantern. 10" ht. X 5.9"
wide. 7 candlepower, with
½" wide wick. Burns 11 hrs.
on 8 oz. of fuel



69869 - #76
Blue with
blue Trim



69871 - #76
Green with
green trim



69870 - #76
Black with
black trim



69872 - #76
Red with red
trim



69873 - #76
Unpainted with
a trace of rust

#8 Air Pilot
Dietz® oil lantern.
13.75" ht. X 8"
wide, burns 27
hours on of 31 oz.
fuel. 12 candle-
power, comes with
7/8" wide wick.



69853 -
#8 Blue with gold
(brass plated) trim



69851 - #8
Blue with blue
trim



69852 - #8
Black with gold
(brass plated) trim



69857 - #8
Black with
black trim



69858 - #8
Unpainted with
a trace of rust

#20 Junior
Dietz® oil lantern
12"ht. Burns 12
hours on 9 ounces
of fuel. 9 candle
power output on a
5/8" inch wide
wick.



69863 -
#20 Bronze with
bronze plated burner.



69861 - #20
Blue with steel
burner.



69854 - #20
Black with gold
(brass plated) trim



69862 - #20
Black with steel
burner.



69878 - #20
Red with gold
(brass plated) trim.



69864 - #20
Unpainted with
a trace of rust

#50 Comet
Dietz® oil lantern.
8½" height, burns
15 hours on 6
ounces of fuel. 6
candlepower,
comes with 3/8"
wide wick.



69867 - #50
Green with
green trim.



69866 - #50
Black with
black trim.



69868 - #50
Red with red
trim.

- For Dietz replacement wicks see page [H-262-263](#)
- For replacement glass chimney globes see p. [H-283](#)
- For replacement burners see p. [H-261](#)
- For Dietz filler caps see p. [H-263](#)



- Oldest, Most Trusted Kerosene Lantern Maker
- Economical, Safe Emergency Lighting
- New! Colors, Finishes



69874 - #80
Unpainted with a trace of rust



69876 - #80
Red with Red trim.



69875 - #80
Black with black trim.



69879 - #80 Black
with gold (brass plated) trim.




#80 Blizzard
Dietz® oil lantern stands 14¾ inches tall, burns 26 hours on 31 ounces of fuel, has a 12 candlepower output, and comes with a 7/8" wide wick. Great for emergencies, camping, or as a casual decoration.

69856 - #80 Blue
with blue trim

69882 - #2000 Millennium

Lantern comes in green with chrome trim. It stands 12 inches tall (not including cook-ware), burns 23 hours on 17 ounces of fuel, has an output of 9 candlepower, and uses a 5/8" wide wick. The plate and cup have an outside diameter of 4½", and with an output of approximately 1100 BTU, you can prepare a meal with this unit. Not only is it great for emergencies, it is also great for a casual night on the patio. Its snap-on bottom and holding pegs allow you anchor it to ground to prevent it from tipping over.



69865 - #30 Little Wizard Dietz® oil lantern Blue Paint with Blue Trim. 12" ht. X 7.75" wide, burns 23 hours on 17 ounces of fuel. 9 candlepower, comes with 5/8" wick. Similar to the #1 Little Wizard, but with a smaller fuel tank



69860 - #1 Red with gold (brass plated) trim



69850 - #1 Blue with blue trim

#1 Little Wizard Dietz® oil lantern. 12" ht. X 7.75" wide, burns 45 hours on 36 oz. of fuel, 9 candlepower, has 5/8" wide wick.



69883 - The Dietz Watchman Railroad Lantern comes in black with gold trim. It is 11 inches tall, uses a 3/8" wick, and burns for 10 hours on 6 ounces of fuel. It comes with the globe, burner, and wick included.



69877 - The Dietz® #90 D-Lite Lantern stands 13 inches tall, burns 26 hours on 31 ounces of fuel, has a 12 candlepower output, and comes with a 7/8 inch wick. Great for emergencies, camping, or as a casual decoration.



69880 - #2500
Blue w/blue trim



69881 - #2500
Black w/black trim

#2500 Jupiter Dietz® oil lantern, 15" ht., burns 75 hours on 80 ounces of fuel, has an output of 12 candlepower, and uses a 7/8" wide wick.

- For Dietz replacement wicks see page [H-262-263](#)
- For replacement glass chimney globes see p. [H-283](#)
- For replacement burners see p. [H-261](#)
- For Dietz filler caps see p. [H-263](#)



- Oldest, Most Trusted Kerosene Lantern Maker
- Economical, Safe Emergency Lighting
- New! Colors, Finishes

NEW! Dietz Brand #78 MARS Oil Lanterns

Similar to #76 Original but with wider, more stable, base and greater fuel capacity. Always functional & dependable **Dietz!**



69884- Dietz® #78 Mars oil lantern **Blue Paint w/Blue Trim.** 11" ht. X 6.5" wide. 7 candle-power, with ½" wick. Burns 15 hours on 11 oz. of fuel.



69887- Dietz® #78 Mars oil lantern **Red Paint w/Red Trim.** 11" ht. X 6.5" wide. 7 candle-power, with ½" wick. Burns 15 hours on 11 oz. of fuel.



69886- Dietz® #78 Mars oil lantern **Green Paint w/Green Trim.** 11" ht. X 6.5" wide. 7 candlepower, with ½" wick. Burns 15 hours on 11 oz. of fuel.



69885- Dietz® #78 Mars oil lantern **Black Paint w/Black Trim.** 11" ht. X 6.5" wide. 7 candlepower, with ½" wick. Burns 15 hours on 11 oz. of fuel.

Dietz® Brand Replacement Lantern Globes



58104 - Dietz #856 Globe, 2 3/8" bottom dia., 2 5/8" top dia., 3 1/2" ht. Fits #76 Original & #78 Mars lanterns.

58100 - Dietz #851 Globe, 2 13/16" bottom dia., 3 1/4" top dia., 3 13/16" ht. Fits #1, #30, & #100 Little Wizard lanterns.

58102 - Dietz #854 Globe, 3 3/8" bottom dia., 3 1/4" top dia., 4 3/4" ht. Fits #8 Air Pilot lantern.

58103 - Dietz #857 Globe, 2 13/16" bottom dia., 2 3/8" top dia., 5 1/2" ht. Fits #20 Junior & #40 Victor lanterns.


58101 - Dietz #852 "Fitzall" Blizzard-Monarch Globe, 3 7/16" bottom dia., 2 13/16" top dia., 6 3/4" ht. Fits #80 Blizard, #10 Monarch, #70 Crescent, & #30 Beacon lanterns.

58105 - Dietz #848 Globe, 2 1/4" bottom dia., 2 3/8" top dia., 3" ht. Fits #50 Comet lanterns.



58106 - Dietz #850 Globe, 3 3/8" bottom dia., 4" top dia., 4 3/4" ht. Fits D-Lite and 2500 Jupiter lanterns.

Adhesive Backed Felt



Adhesive backed, green felt dots

- I0198C**- 3/8" dia. dots (per 100)
- I0198**- 3/8" dia. dots (per 1000)
- I0199C**- 3/4" dia. dots (per 100)
- I0199**- 3/4" dia. dots (per 1000)




Green color round felt with adhesive back for lamp bases and other applications, easy to apply with "peel & stick" adhesive backing. Your choice of size (diameter).

- I0204G25**- 2 1/2" round
- I0204G3** - 3" round
- I0204G35**- 3 1/2" round
- I0204**- 4" round
- I0204G45**- 4 1/2" round
- I0205**- 5" round
- I0204G55**- 5 1/2" round
- I0206**- 6" round
- I0207**- 6 1/2" round
- I0208**- 7" round
- I0204G75**- 7 1/2" round
- I0209**- 8" round
- I0204G9**- 9" round
- I0204G10**- 10" round
- I0204G11**- 11" round
- I0204G12**- 12" round



Brown color round felt with adhesive back for lamp bases and other applications, easy to apply with "peel & stick" adhesive backing. Your choice of size (diameter).

- I0204BR25**- 2 1/2" round
- I0204BR3**- 3" round
- I0204BR35**- 3 1/2" round
- I0204BR**- 4" round
- I0204BR45**- 4 1/2" round
- I0205BR**- 5" round
- I0204BR55**- 5 1/2" round
- I0206BR**- 6" round
- I0207BR**- 6 1/2" round
- I0208BR**- 7" round
- I0204BR75**- 7 1/2" round
- I0209BR**- 8" round
- I0204BR9**- 9" round
- I0204BR10**- 10" round
- I0204BR11**- 11" round
- I0204BR12**- 12" round




Green or Brown Felt By The Sq. Yard, 36" x 36" - Choice of Color

- I0202** - Green felt w/adhesive back.
- I0202BR** - Brown felt w/adhesive back.




I0202W - 36" X 36", (sq. yard) Adhesive Backed Wine color soft back felt by the square yard, can be used to line furniture drawers and other craft applications



Green color square felt with adhesive back for lamp bases and other applications, easy to apply with "peel & stick" adhesive backing. Size example: 6" square = 6" X 6".

- I0201**- 6" square
- I0203**- 8" square
- I0201G12**- 12" square
- I0202**- 36" square

I0202S- 27" X 36" square (single sheets only)



Brown color square felt with adhesive back for lamp bases and other applications, easy to apply with "peel & stick" adhesive backing. Size example: 6" square = 6" X 6".

- I0201BR**- 6" square
- I0203BR**- 8" square
- I0201BR12**- 12" square
- I0202BR**- 36" square

I0202BRS- 27" X 36" square (single sheets only)



I0197 - 1" round heavy duty beige dots used for furniture and chairs to prevent scratching of wooden floors with "peel & stick" adhesive backing

Insulation, Cleaning, and Finished Supplies



Round fiberglass insulation, 1" thick, designed for use above ceiling canopy to protect lighting fixture wiring from heat build up. Comes with foil backing. Your choice of insulation diameter.

- 48502 - 4 7/8" diameter
- 48502D6 - 6" diameter
- 48502D8 - 8" diameter



48900 - PVC Electrical Tape. U.L. listed. 60 ft. X 3/4", rated 600V-176 degree F.



99280- Roll of cellophane for wrapping fabric lampshades. This is the same wrap that is used by the factory. Take a customer's "returned" lampshade and give it a factory-new look! One pound roll is 4" wide



99057- Happich Simichrome Polish is the finest all metal polish for brass, copper, gold, silver, chrome, nickel, pewter, carbon steel, & antique metal objects. 1.76 oz. tube. Not for sale in the state of CA



99058- Happich Simichrome Polish is the finest all metal polish for brass, copper, gold, silver, chrome, nickel, pewter, carbon steel, & antique metal objects. 8.82 oz. can. Not for sale in the state of CA

CAUTION Labels for Lighting Components & Fixtures

Use these clear, borderless, adhesive-backed labels to remind your customers of the proper wattage for your custom fixture or table lamp. Labels are shown in approximate size (1 1/8" X 3/4" ht.) **50 pcs. Minimum Order Quantity**



99281 - 25 Watt Max. Light Bulb Label



99282 - 40 Watt Max. Light Bulb Label



99283 - 60 Watt Max. Light Bulb Label



99284 - 75 Watt Max. Light Bulb Label



99285- 100 Watt Max. Light Bulb Label



99288- 150 Watt Max. Light Bulb Label



99059- Ultimate Cloth® Exclusive, patented MiraFiber technology cleans glass and many other materials with water only! 13.5" X 15.5" cloth is washable & re-usable. Forget expensive glass cleaners, just dampen with water and clean to a spotless finish - guaranteed 5 years general use.

99056-

Dry Shade Cleaner New! RUBGUM brand dry cleaning "puff" is excellent for silk, rayon, cotton, parchment, suede, etc. and is harmless to colors, material, & hands.



99052- Sparkle

Plenty Brand, Dry Lamp Shade Cleaner magically removes pet hair, lint, dirt, and dust from 101 surfaces. This cleaner is a specially formulated rubber sponge that is non-toxic and completely safe to use. Dry cleaner will clean delicate lamp shades, wallpaper, clothing, upholstery, computer screens, ect. where a liquid cleaner may ruin. Approx. 4.25" X 3" in size.



99049 - Sparkle

Plenty crystal & glass cleaner. Great for prisms, just spray on and let drip dry for a sparkling clean finish. Guaranteed safe. 32 oz. bottle



99051 - Nev-

Dull Cotton Polish is a great cleaner for all metals especially brass, copper and silver. 5 oz. can.



Quality Thread Cutting & Tapping Tools, Pipe Cutter



Round Split Adjustable Dies, Use die stock holder #99262.

- 99266-** 6/32 thread, 1³/₁₆" O.D.
- 99267-** 8/32 thread, 1³/₁₆" O.D.
- 99268-** 1/4-27 thread, 1" O.D.
- 99269-** 1/8 NPS thread, 1" O.D.

1¹/₂" diameter die. Use die stock holder #99261.

99270 - 1/4 NPS thread



99271- 6/32 Plug Style Hand Tap, Use tap wrench #99260.

99272- 8/32 Plug Style Hand Tap, Use tap wrench #99260.

99273- 1/4-27 Bottoming Style Hand Tap, Use tap wrench #99260 or #99264.

99274- 1/8 NPS Hand Tap, Use tap wrench #99264.

99275- 1/4 NPS Hand Tap.



99055 - Loctite 290™. To secure screws and other fittings after assembly is completed. 10 ml bottle.



99054 - Loctite 271™. High strength thread locker, to be applied to threaded areas and assembled parts. 10 ml bottle.



99276- MiniTube Cutter, neatly cuts tubing 1/8" to 1 1/8" O.D. Cuts copper, brass, aluminum, & stainless steel. Made with cast iron frame, machined steel rollers and replaceable cutting wheel



99260- T-type Tap Wrench for 0 to 1/4", accommodates 6/32, 8/32, & 1/4-27 taps.



Diamond drill bit for drilling cord holes in glass or tile, DeWalt brand, use with cordless drill

- 99120 -** 1/4" diameter, 700-1500 max RPM
- 99121 -** 1/2" diameter, 1200-2000 max RPM
- 99122 -** 5/8" diameter, 1200-2500 max RPM



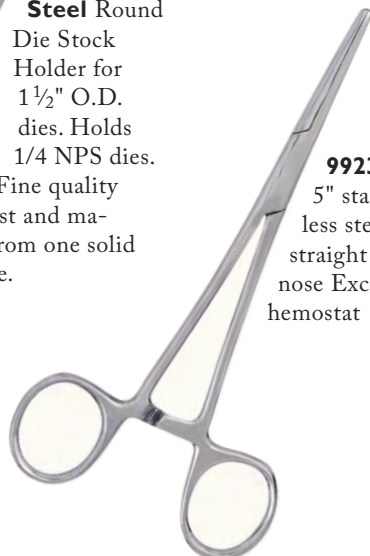
99081 - Proseal brand threadlocker, eliminates need for soldering threaded joints, liquid lock for threaded parts, it will lock brass to brass, brass to aluminum, brass to steel, steel to steel, 50ml bottle, comes with plastic applicator nozzle

99262- All Steel Round Die Stock Holder for 1³/₁₆" to 1" O.D. dies. Holds 6/32, 8/32, 1/4-27 & 1/8 NPS dies. Fine quality tool, cast and machined from one solid steel piece.



99261- All Steel Round Die Stock Holder for 1 1/2" O.D. dies. Holds 1/4 NPS dies. Fine quality tool, cast and machined from one solid steel piece.

Fine quality tool, cast and machined from one solid steel piece.



99231- 5" stainless steel straight nose Excel hemostat



99232- 5" stainless steel curve nose Excel hemostat



99254- High quality prism pinning tool includes padded handles and a keen tip for neatly shaping wire and "pinning" prisms. 5 1/4"

Special Lamp Making Tools

We are proud to offer high quality professional tools, which have been hand-picked by Charley Coppinger and Jim Morton. Craftsmen Charley and Jim have over 70 years combined experience working in our lamp repair and assembly department. Their tool selections (shown on these pages) offer just about every precision hand tool you might need for table lamp and lighting fixture repair and assembly. Our Klein Tools® are warranted and will provide a lifetime of great service.



99234- This compact, lightweight wire-stripping and cutting tool is designed to cut 10 - 18 AWG wire. The precision-ground stripping holes cleanly cut wire and aid in easy removal of insulation. A narrow nose helps this tool fit easily into tight places.



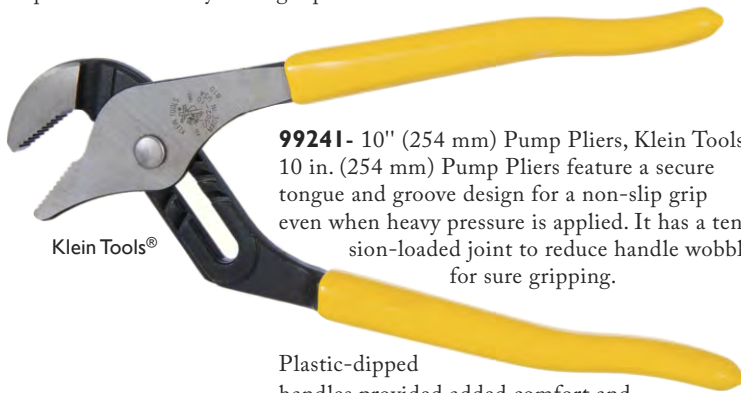
99263- High quality wire stripper and cutter tool with adjustable slide stop with set screw for 12-26 AWG wire. 5 1/4"



99256- Heavy Cast Metal Chain Pliers, 7" long



99238- 6" (152 mm) Standard Long-Nose Pliers, Side-Cutting, Induction-hardened



99241- 10" (254 mm) Pump Pliers, Klein Tools 10 in. (254 mm) Pump Pliers feature a secure tongue and groove design for a non-slip grip even when heavy pressure is applied. It has a tension-loaded joint to reduce handle wobble for sure gripping.

Plastic-dipped handles provided added comfort and ease of identification

cutting knives for long life. Knurled jaws for sure wrapping and looping. Slim head design for working in confined areas. Hot-riveted joint ensures smooth action and no handle wobble. Curved handles provide greater tool control

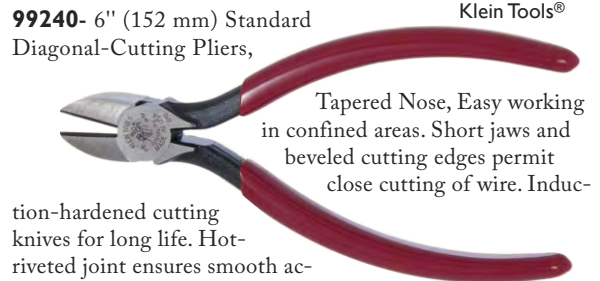


99239- 6" (152 mm) Slip-Joint Pliers, Shear-type cutter for precision

wire cutting. Two versatile jaw positions. Ser-rated jaws provide sure-gripping power. Nickel-chrome plated for long life. Knurled handles for greater leverage



99242- Professional 4-in-1 Tube Bender, It is designed to bend four popular tube sizes. Markings are calibrated for accurate left-hand, right-hand and offset bends, Bends 3/16" (5 mm), 1/4" (6 mm), 5/16" (8 mm) and 3/8" (10 mm) O.D. tubing.



99240- 6" (152 mm) Standard Diagonal-Cutting Pliers,

Tapered Nose, Easy working in confined areas. Short jaws and beveled cutting edges permit close cutting of wire. Induc-

tion-hardened cutting knives for long life. Hot-riveted joint ensures smooth action and no handle wobble. Plastic-dipped handles for comfort and ease of identification



99236- 1/8" (3 mm) Flat-Tip Screwdriver - 4" (102 mm) Round-Shank



99237- 3/16" (5 mm) Flat-Tip Screwdriver - 4" (102 mm) Round-Shank



99235- Profilated #2 Phillips-Tip Screwdriver - 4" (102 mm) Round-Shank



99259- 1/2" Hollow Shaft Hex Nut Driver.

99258- 9/16" Hollow Shaft Hex Nut Driver.

Special Lamp Making Tools



99100- Klein Tools 9 Inch (229 mm) Linemans Bolt-Thread Holding Pliers. The hinge opening on Kleins Linemans Bolt-Thread Holding Pliers holds and cleans $\frac{5}{8}$ inch (16 mm) pole line and hardware bolts or threaded rods. The plier head is precision-hardened for on-the-job toughness. The exclusive handle tempering helps absorb the "snap" when cutting wire helping reduce fatigue.



99101- Klein Tools Journeyman High-Leverage Cable Cutter. Cut aluminum, copper and communications cable with the Klein Tools Journeyman High-Leverage Cable Cutter. Cable-gripping shear-type jaws and a high-leverage design provide exceptional cutting capability. Through-hardened, not case-hardened, cutting surfaces are longer-lasting.



99102- Klein Tools Katapult Wire Stripper/Cutter (8-22 AWG). Klein Tools popular Katapult tool can now strip and cut. Use the built-in cutting hole to cleanly cut 8-22 AWG wire, while the stripping head allows you to easily grip and strip just by squeezing the handle. The Katapult Wire Stripper/Cutter is made of cast alloy with a heavy-duty Ecoat finish for corrosion resistance and durability.



99103- Klein Tools Long-Nose Multi-Purpose Wire Stripper Tool. The Klein Tools Long Nose All-Purpose Tool handles a wide range of functions, from wire and bolt cutting to stripping and crimping. The cutting and stripping holes are positioned in front of the pivot to easily fit into tight spaces. Plastic-covered cushioned handles make this tool comfortable to use.




99104- Klein Tools 4-Piece Cushion-Grip Screwdriver Set contains the type of screwdrivers professionals carry most often! Each screwdriver features a precision-machined tip for an exact fit. They also feature Klein's patented Cushion-Grip handle which provides greater torque and comfort. Includes

one Phillips-tip, two keystone-tip and one cabinet-tip screwdrivers.



99105- Klein Tools $\frac{1}{2}$ " Heavy-Duty Nut Driver. Fastening nuts on threaded rod can be a struggle due to the confined space and obstructions around the rod. Lateral movement is limited. On long sections of threaded rod, traditional nut drivers bottom out so you can only get the nut so far up the rod. Kleins Heavy-Duty Nut Driver feature a through-handle, completely hollow shaft to allow for nut-driving on unlimited bolt lengths. Wrench assist provides greater torque while the magnetic tips will grab any nut appropriately.



99108- Klein Tools Ball Peen Hammer w/Hickory Handle, $13\frac{1}{2}$ Inches. This ball peen hammer from Klein Tools is for professionals who expect excellence. This hammer offers a forged high-carbon steel head, a crowned face with uniform bevel, a smoothly rounded peen, and a straight-grain hickory handle that is stained and lacquered to withstand weather. The overall weight is 1.4 pounds.



99107- Klein Tools 7-Piece Combination Wrench Set. This Klein Tools 7-Piece Combination Wrench Set includes seven of the most popular wrench sizes. Each wrench has an open-end and a box wrench, both with the same size opening. This set also comes with a pouch that has marked pockets for each wrench and hanging grommets. Kit includes: $\frac{1}{4}$ ", $\frac{5}{16}$ ", $\frac{3}{8}$ ", $\frac{7}{16}$ ", $\frac{1}{2}$ ", $\frac{9}{16}$ ", and $\frac{5}{8}$ ".



99106- Klein Tools $\frac{9}{16}$ " Heavy-Duty Nut Driver. Fastening nuts on threaded rod can be a struggle due to the confined space and obstructions around the rod. Lateral movement is limited. On long sections of threaded rod, traditional nut drivers bottom out so you can only get the nut so far up the rod. Kleins Heavy-Duty Nut Driver feature a through-handle, completely hollow shaft to allow for nut-driving on unlimited bolt lengths. Wrench assist provides greater torque while the magnetic tips will grab any nut appropriately.

HEAT SHRINK TUBING

Heat shrink tubing, 2:1 shrink ratio, black color, 600V, 125C, Polyolefin material, for residential lamp wire sleeving, may be used with a Heat Gun, UL recognized.

- 48480** - $\frac{3}{16}$ " diameter
- 48481** - $\frac{1}{4}$ " diameter
- 48482** - $\frac{3}{8}$ " diameter
- 48483** - $\frac{1}{2}$ " diameter



Special Lamp Making Tools



99109- Klein Tools High-Tension Hacksaw. Adjustable blade tension up to 30,000 PSI for fast, precise cuts. - Soft touch grips. - Alternative 45 degree mounting for flush cutting. - Front mount for reciprocating saw blades. - Convenient blade storage in handle. - Includes 12" (305 mm) x 24 TPI bi-metal hack saw blade and 6" (152 mm) x 24 TIP bi-metal reciprocating saw blade.



99116- Klein Tools 8" (203 mm) Adjustable Wrench. This Klein Tools® Adjustable Wrench has extra capacity which allows you to use a smaller size wrench to handle bigger jobs, especially in confined areas. It is made of forged, heat-treated alloy steel for maximum strength and light weight. Contoured, high-polish chrome handles are comfortable to use.



99111- Klein Tools Electrical Test Kit. Klein Tools updated Electrical Test Kit contains MM300 (Manual-Ranging digital Multimeter), NCVT-1 (Non-Contact Voltage Tester) and the RT105 (Receptacle Tester). The NCVT-1 automatically detects standard voltage in cables, cords, circuit breakers, lighting fixtures, switches, outlets, and wires.



99115- Klein Tools Tape Measure - 25 Foot (7.62 m). The Klein Tools 25 Tape Measure with Hi-Visibility Case is easy to spot in a tool box, pouch, and on the jobsite. The bright orange case makes it easy to see and is also high-impact for added durability. It also features easy-to-see oversized numbers.



99112

Mid-Size Multi-Compartment Storage Boxes. Klein storage boxes feature strong, rigid, heavy-duty welded construction. Full-length piano hinged covers are designed to stay open for ease of access. Each box has a carrying handle, positive pull-down locking catch. Boxes have a heavy, metallic-gray baked-enamel finish. Box compartments feature high-impact styrene construction. Scoop-bottom design for easy parts removal and cleaning.

99112- Mid-Size 12-Compartment Box

99113- Mid-Size 16-Compartment Box



99114- Klein Tools Tradesman Pro 8-Inch Tote. Keep all of your tools neatly organized in the Klein Tools Tradesman Pro Organizer 8" Tote. It has 20 pockets to store a wide variety of tools, including a large zipper pocket for small parts. A durable molded bottom protects from the elements. It also features a shoulder strap with extra padding and handles for easy carrying.

99110- Klein Tools Step Drill Bit #3 - Double-Fluted. Two flutes cut faster and keep bit cooler. Fast-starting, non-walking drill tip. High-visibility silver targets for primary hole sizes. Hefty, thick 3/8" hex shank will not round out in the drill chuck for a more positive grip. 9 hole sizes. Klein Tools drills, drill bits, bit sets, and accessories - durable and reliable.



99117- Klein Tools Professional Tube Cutter. Accurate 4 roller tracking system - no spiraling. Professional reaming tool. Extra cutting wheel included.



99118-

Klein Tools Replacement Wheel for Tube Cutter. Klein Tools offers a replacement wheel for the Professional Tube Cutter. This replacement wheel works with the Tubing Cutters 4-roller tracking system to provide clean and accurate cuts in copper and steel tubing. There is convenient storage built into the tubing cutter handle to hold one extra wheel.



Jax Chemical Solutions

Jax Chemical Solutions are the industry standard for safe and effective metal finishing products. Use these chemicals to apply beautiful, consistent finishes to your custom lamps and fixtures. Jax Chemicals are DROP-SHIPPED direct from the Jax factory.

SAFETY: Keep Jax Products out of the reach of children. Read all label information before use. Use outdoors or in a well-ventilated area. Avoid release into the environment. Material Safety Data Sheets (MSDS) are now called Safety Data Sheets (SDS) are available at www.jaxchemical.com. Dispose of contents/container in accordance with local, city, state and national regulations.



JAX Green Patina - Produces a permanent, authentic green finish on copper, brass and bronze.
99320- One Pint (16 oz.)
99320G- One Gal. (128 oz.)



JAX Brown - Produces an antique brown finish on brass, bronze and copper.
99321- One Pint (16 oz.)
99321G- One Gal. (128 oz.)



JAX Brown-Black - Produces an antique brown-black finish on brass, bronze and copper without heat or electricity.
99322- One Pint (16 oz.)
99322G- One Gal. (128 oz.)



JAX Black - Produces an antique black finish on brass, bronze and copper.
99323- One Pint (16 oz.)
99323G- One Gal. (128 oz.)



JAX Pewter Black - Produces a dark, black antique finish on pewter, lead, zinc, brass, bronze, copper, nickel, tin-lead alloys and solders.
99324- One Pint (16 oz.)
99324G- One Gal. (128 oz.)



JAX Gold Finish - Produces a simulated 24K gold finish on brass and bronze.
99325- One Pint (16 oz.)
99325G- One Gal. (128 oz.)



JAX Iron, Steel and Nickel Blackener - Produces an antique metallic black finish on iron, steel and nickel.
99326- One Pint (16 oz.)
99326G- One Gal. (128 oz.)



JAX Copper Plating Solution - Instantly plates copper onto iron, steel, brass, bronze and solders without heat or electricity.
99327- One Pint (16 oz.)
99327G- One Gal. (128 oz.)



99329- Sample Set for Brass, Bronze and Copper - Contains 9 two-ounce bottles of the following JAX Chemicals:

- JAX Green
- JAX Gold
- JAX Brown
- JAX Brown-Black
- JAX Black
- JAX Flemish Grey
- JAX Dichroic FX Black
- JAX Pewter Black
- JAX Instant Brass & Copper Cleaner



99330- Sample Set of Most Popular Products - Contains 4 two-ounce bottles of the most popular JAX Chemicals:

- JAX Green
- JAX Brown
- JAX Pewter Black
- JAX Iron, Steel & Nickel Blackener



JAX Instant Brass and Copper Cleaner - A heavy-duty cleaner that removes tarnish and oxidation from the blackest copper, brass and bronze.
99328- One Pint (16 oz.)
99328G- One Gal. (128 oz.)

INDEX

A Acrylic BasesH253-H254

ADAPTERS

Bottle Adapter Kit.....H270-H271
 Bulb (clip-on).....H78
 Candlestick Kit.....H270
 Electrified #1 & #2H266
 Fruit JarH267
 Harp Base.....H80-H81
 Make-A-LampH266-H271
 Oil.....H264, H266-H267
 Rubber Candlestick & BottleH270-H271
 ShadeH280
 Socket CapH16
 UnoH78

ALADDIN®, Parts Designed to

Fit Mantle Lamps

Genuine Aladdin® PartsH279
 Quality Replacement Parts Designed To
 Fit Aladdin® Brand Lamps.....H280

Antique Style Bulbs.....H166-H167,
 H169, H173

ARMS

Arm Backs.....H110, H117-H123
 Arm Ends.....H177
 Bent ArmsH107-H108
 BridgeH110
 Cast BrassH108-H110
 CouplingsH112-H115
 Elbows.....H117
 Figurine.....H102
 Fixture.....H104-H106
 FlexibleH102
 Nozzles.....H100-H101, H114-H115,
 H117
 Pin Up ArmsH108

B Back PlatesH248-H250

Balls, Half Balls.....H66, H84, H111

Ball Shade Top Ring.....H189

Banding.....H189

BASES

Acrylic.....H253-H254
 Brass.....H251-H252
 IndustrialH251
 Iron.....H251
 MarbleH258
 Modern.....H252
 Onyx.....H258
 Oriental.....H256
 Wooden.....H256-257

Beaded Chain.....H38

Bobesche.....H154-H155

Bodies.....H124-H130

Bracket Bars/CrossbarsH63-H64

Bracket Lamp PartsH276-H277

Bracket ShelvesH278

BREAKS

Acrylic.....H254-H255
 BrassH252, H258
 Marble & Onyx.....H258

Bridge Arm Swivel Bracket.....

.....H16, H110

BULBS (LIGHT BULBS)

Antique StyleH166-H167, H169,
 H173

HalogenH39, H171

Incandescent.....H166-H171

LED.....H171-H173

Bulb CagesH202

BURNERS

Cut Out.....H265, H280

Electric/WiredH265, H280

Oil/KeroseneH260-H261, H279

BUSHINGS

CordH59-H62

EyeletH99

ReducingH99-H100

C Cables.....H208

Candle Covers.....H156-H165

Candle Cup.....H153-H154

Candle PlatesH154-H155

Candelabra Candle Cap.....H157

CANOPY & CANOPY KITS

1 1/16" Center HoleH218-H224

1 13/32" Center HoleH218, H221, H224

1/8IP Center Hole.....H209-H217

Bead Chain Canopy.....H242

Convenience Outlet Kits.....H244

Cord Pendants.....

.....H204, H206-H208, H229, H241

Crystal Chandelier CanopyH234

Kits with Hooks.....H225, H229, H241

Kits with Loops.....H225-H240

LED Driver Canopy.....H207

MultiportH203

Oversize CanopyH210

Side Mounting.....

..H203, H206-H207, H212-H213, H241

Slip Ring.....H188, H255

Wooden.....H206

Canopy Hardware KitsH205, H272

Caps, Brass.....H66, H102, H117

Caps, Oil/Kerosene.....H263-H264

Ceiling Pan KitsH243-H244, H247

Cellophane.....H285

CHAIN

Fixture.....H144-H152

Jack.....H151

LadderH151

Chain Connectors.....H152

Chain LinksH152

Chain Pliers.....H148, H287

Check Plates.....H72

Check Rings.....H70, H72

Chimney (Aladdin*).....H279

Clamps/Table ClampsH133

CLEANERS

Brass (Nevr-Dull)H285

Crystal (Sparkle Plenty).....H285

Jax Instant Brass & Copper Cleaner.....

.....H290

Metal Polish (Simichrome)H285

CLUSTERS

BodiesH121-H130

Cluster Body Plug.....H126

Socket.....

.....H20-H21, H26, H28, H32, H34

Coat Hooks.....H276

Collars, OilH264

COLUMNS

Brass & MetalH74, H251

Marble & Onyx.....H258

ConnectorsH259

Convenience Outlet.....H45, H241

Cord/Cord Sets.....H49-H52

Cord Grip Bushings.....H59-H62

Cord Strain Relief.....H59-H62, H274

Cord Switches.....H43-H46, H48

Cork Adaptor.....H267

CouplingsH112-H114

Covers.....H128-H130

Cross Bars/Bracket Bars.....H63-H64

Crowns (For Shades).....H189

CupsH153-H155, H174-H177

D Dietz Brand Lanterns.....H281-H283

Dietz Brand Replacement Parts.....

.....H261-H263, H283

DiffusersH80-H81

Dimmers.....

.....H2, H6, H9, H13, H15, H43-H44

DIY KITS

Bottle & Candlestick Wiring Kit.....

.....H267, H270-H271

Canopy Kit.....

..H203-H204, H206-H208, H225-H241

Ceiling Canopy Hardware Kit.....

.....H205, H272

Ceiling Pan Kits.....H243-H244

Cylinder Glass Pendant Kit.....H274

Floor Lamp Wiring Kit.....H266

GWW Wiring KitH271

Make-A-Lamp Kit.....H267

Mason Fruit Jar KitH267

Mini Lamp Wiring Kit.....H271

Pendant Kit.....H274-H275

Recessed Light Conversion Kit....H274

Schoolhouse Kit.....H245-H246

Swag Lamp Kit.....H273

Table Lamp Wiring Kit.....H267-H271

E Elbows.....H117

Electrical TapeH285

F Felt.....H284

Filler Caps.....H263-H264

Fencing (Brass)H189

Figurine Arms.....H1002

FINIALS

1/4-27FH84-H85, H87-H98

1/8F.....H83-H84, H86

INDEX

- Finial Bases.....H95
- Finial Display Case & StandsH89
- Finishing & Cleaning Supplies**.....
-H285, H290
- Finishing Supplies (JAX® Solutions)**
-H290
- FIXTURES**
- Bead ChainH242
- Ceiling Pans.....H243-H244, H247
- Center Post.....H242
- CylinderH274
- Flush MountH247
- IndustrialH274, H275
- Neckless Ball.....H180
- Schoolhouse.....H245
- Flame Spreader**.....H279
- Flange**.....H64
- G GALLERIES**
- UnwiredH187
- WiredH266
- Glass Shades**.....H81, H191-H194
- Gravity Hooks**.....H141
- Ground Wire & Lugs**.....H55
- H Hologen Parts**.....H39-H40
- Hang Straights**.....H135-H136
- Harp Bases**.....H81
- Harp Risers**.....H82
- Harps**.....H78-H81
- Heat Caps**.....H179
- Hex Nuts**.....H66-H67, H95
- Hickeys**.....H64
- HOLDERS (shade holders)**
- 1 1/8".....H153
- 1 5/8".....H178
- 1 3/4".....H178
- 2 1/4" Lip Fitter
-H178, H181-H182, H184-H187
- 2 1/4" Neckless Glass.....H178
- 2 3/4" Lip Fitter.....H184
- 2 5/8" Lip Fitter.....H187
- 3" Chimney/Cylinder Holder.....H187
- 3" Neckless.....H180
- 3 1/4".....H178, H181-H184, H186-187
- 4".....H178, H181-H184, H186-H190
- 4" Neckless.....H180
- 5".....H190
- 5" Neckless.....H180
- 6".....H183, H187-H188
- 7".....H189-H190
- 8".....H244
- 10".....H189-H190, H279-H280
- 12".....H279
- Ball Shade.....H189
- Bead ChainH179, H242
- Chimney.....H187
- Tripod.....H190
- UndersocketH190
- UNO.....H181, H186
- UNO GalleryH181
- Hooks**.....H138-H139, H143
- Hoops & Oil Caps**.....H243, H264
- Husks**.....H155, H156
- I Insulation for Canopy**.....H285
- Insulators**.....H19
- IES Reflector Shades**.....H81
- IRON**
- Bracket Lamp FramesH276-H277
- Bracket Lamp Parts.....H276-H277
- Bracket Shelves.....H278
- Coat Hangers, Hooks.....H277
- J JAX® Solutions**.....H290
- K Key Extensions**.....H19
- Keys**.....H19
- Knobs**.....H19
- L Lamp Cord**.....H49-H52
- Lamp Frames**.....H277
- Lamp Wiring Kits**.....H267-H271
- Leaves**.....H154
- Light Controls**.....H43-H44
- Liners (Paper for Sockets)**.....H19
- Loaders**.....H259
- LocTite**.....H286
- Lock Washer**.....H69
- Loops**.....H140-H143
- M Marble/Onyx**.....H258
- Make-a-lamp Kit**.....H261-H271
- Mantel (Aladdin®)**.....H279
- Mason Jar Holder**.....H264-H273
- Mason Jar Wired Kit**.....
-H51, H267, H273
- Metal Shades**.....H195-H202
- Metric to 1/8M Nozzle**.....H100
- Mogul Bulb**.....H171
- Mogul Socket**.....H33
- N Necks**.....H74-H77
- Nevr-dull**.....H285
- Nipples**.....H103-H104
- Nozzles**.....
-H100-H101, H114-H115, H117
- Nuts**.....H66-H69
- O Oil Caps & Hoops**.....H243, H264, H279
- Oil Lamp Adaptor**.....
-H264, H266-H267
- Onyx/Marble**.....H258
- P Paper Insulators**.....H19
- Pendant Socket Cover**.....H174-H177
- Pendant Support**.....H208
- Pendants/Wired Kits**.....H274-H275
- Pin Up Arm**.....H108
- Pipe**.....H102-H106
- Pipe Cap**.....H102
- Pliers**.....H286-H288
- Plug End Cover**.....H51
- Plugs**.....H41-H42
- Polish/Cleaners**.....H285, H290
- Pulls, Chain**.....H38
- R REDUCERS**
- Bushing.....H99-H100
- Collar.....H264
- Pipe, Rod, & Nipple.....H99-H100
- Socket.....H38
- Reflector, Mercury**.....H276
- Reflector Nut & Screw**.....H276
- Reflector, Tin**.....H276
- Rings**.....H189-H190
- Risers**.....H80, H82
- Rod, Threaded**.....H104
- Rosettes**.....H66
- Rubgum Shade Cleaner**.....H285
- S "S" Hooks**.....H152
- Schoolhouse Fixture**.....H245-H246
- Screw Collar Loop**.....H137-H138
- Screws**.....H65
- Seating Rings**.....H70-H72
- Shade Adapters**.....H78-H80
- Shade Clip**.....H78
- Shade Cleaner**.....H285
- Shade Diffusers**.....H80
- Shade Holders (See Holders)**.....
-H178-H190
- Shade Ring Washer**.....H68, H80
- Shade Rings**.....H189-H190, H279-H280
- Shade Risers**.....H80, H82
- Shade Washers**.....H68, H80
- SHADES (METAL)**
- Bulb Cages.....H202
- Industrial/Modern.....H195-H202
- Kerosene ReflectorH276-H277
- ParabolicH198
- SHADES (GLASS)**
- Chimney/Cylinder.....H194
- IES.....H81
- Lip FitterH191, H193-H194
- Neckless.....H192
- Onion Lantern.....H192
- Task Lighting.....H191-H193
- Silicone Bulbs**.....H168
- Simichrome Polish**.....H285
- Slip Rings**.....H70
- Smoke Bells**.....H189
- SOCKETS**
- 3-Terminal.....H1, H3, H13-H15
- 3-Way.....
- H1, H3-H6, H8-H9, H11-H14, H23-H24
- 4KV Pulse Rated.....
- H27, H29-H30, H33
- Adapters.....H38
- Adjustable.....H20, H35-H36
- Bayonet.....H40
- Bi-Pin.....H39-H40
- Bottom Turn KnobH24, H31
- Candelabra Base.....H34-H37
- Candelabra With Rings.....H37
- Caps.....H9, H16-H18, H25, H31
- Ceiling Receptacle.....H32

(Continued on Next Page)

INDEX

SOCKETS (cont.)

Clip In/Snap In Mounting.....H25, H30
 Cluster Fixture Socket.....
H26-H28, H34
 Cluster Head & Bodies.....
H20-H21, H26
 Dimmers.....
H2-H3, H6, H9, H15, H43-H44
 Enlargers.....H38
 Euro Style E12 Phenolic.....H36
 Extensions.....H38
 Fat Boy.....H2, H16, H19
 Full Range Dimmer.....
H2-H3, H6, H9, H15, H43-H44
 G9.....H40
 GU-10.....H40
 GU-24.....H33, H38
 Halogen.....H39-H40
 Harness Sets.....H37
 Heavy Turned Brass.....H8-H11
 Hi-Lo.....H15
 Husk Socket.....H23
 Insulators.....H19, H28
 Interiors, Candelabra Base.....H34-H37
 Interiors, Medium Base.....H14-H15
 Intermediate.....H35
 Keyless.....H1-H5, H7-H8, H10-H11,
H13-H15, H23-H24, H26-H37
 Keyless With Ground Screw Terminal ..
H11, H26-H27
 LED.....H40
 Leviton Brand.....H1-H3, H15-H16,
H24-H25, H27, H30-H35
 Medium Base.....H1-H15, H20-H21,
H23-H33
 Metal Shell, Medium Base.....
H1-H13, H20-H21
 Mogul.....H33
 MR-16.....H39-H40
 Phenolic.....H23-H26, H31, H33-H37
 Pin Type.....H34
 Pony Cleat.....H32, H35
 Porcelain.....H26, H38

SOCKETS (cont.)

Prewired Candelabra Base.....H34-H37
 Prewired Medium Base.....
H20-H21, H24-H26, H28-H32
 Pull Chain.....H2-H3, H5-H6, H10-H12,
H14-H15, H20-H21, H23-H24
 Pull Chain Accessories.....H38
 Push Thru.....H1, H3, H5, H7-H8,
H11-H12, H14-H15, H23-H24
 Quick Connect Push In Terminal.....
H11-H12, H33
 Reducer.....H38
 Shells.....H16-H18, H25
 Sign Receptacle.....H30
 Snap In/Clip In.....H25, H30
 Socket Caps & Shells.....H16-H18, H25
 Solid Brass.....H1-H11, H20
 Threaded Porcelain Socket.....H31

Turn Knobs & Keys.....H19
 Twin Porcelain.....H32, H34
 UNO Rings.....H4, H10
 UNO Thread...H3-H4, H6-H7, H9-H11
 Weatherproof.....H25
Socket Covers.....H174-H177
Socket Cups.....H175-H178
Spacers.....H82
Sparkle Plenty.....H285
Spiders.....H189-H190, H279-H280
Spindles.....H74
SPOOL CORD
 Braided Fabric.....H56-H58
 Ground Wire Cord.....H55
 Plastic.....H53-H55
 Silicone Fiberglass (SF).....H54
 Single Wire.....H54-H55
 Teflon (FEP).....H54
Sponge for Lamp Shades.....H285
Sputnik Parts.....H104-H106, H129,
H176-H177
Switches.....H43-H48
Switches-Line.....H44-H46, H48
SWIVELS
 Friction.....H131-H134
 Hang Straight.....H135-H136
 Pole Lamp.....H133
 Swing Unit.....H133

T Tape, Electrical.....H285
Task Light Parts.....H104-H106,
H131-H134, H198
Tassels (brass).....H87
Threaded Pipe.....H103-H106
Tools For Lamp Making...H286-H289
Touch Controls.....H48
Transformers.....H43
Tripods.....H189-H190, H279-H280
Tubing.....H188
U Ultimate Cloth.....H285
Uno Type Shade Holder...H181-H186
USB Charger.....H43
V Vase Caps.....H73
Vintage Edison Bulbs.....H166-H167,
H169, H173
W Wall Brackets.....H278
Wall Plates.....H248-H250
Warning Labels.....H285
Washers.....H68-H69
Weights (Loaders).....H259
Wicks.....H262-H263, H279
Wire.....H49-H58
Wire Connectors.....H55
Wire Ground & Lugs.....H55
Wired Kits.....H265-H275
Wired Oil Lamp AdaptorsH266-H267

REFERENCE: H319-H321

- THREAD Sizes & Applications for Lighting
- KEROSENE BURNER Parts & Sizes
- U.L.-TYPE MARKS, Certifications & Descriptions
- New Lamp Cord & Socket Descriptions & Applications

ITEM NO. / PAGE NO. INDEX

ITEM NO.	PAGE NO.	ITEM NO.	PAGE NO.	ITEM NO.	PAGE NO.	ITEM NO.	PAGE NO.
00680	276	08368W	199	08392	81	10050U	252
00680T	276	08369S	199	08399	277	10051A	252
07002	279	08370S	199	08790C	193	10051N	252
08338	80	08371S	200	08790SE	193	10051U	209, 252
08339	80	08371U	200	08791C	193	10053A	252
08340	80	08372BK	200	08791SE	193	10053N	252
08341	80	08372S	200	08794C	193	10053U	252
08342	80	08372U	200	08794SEi	193	10054A	252
08343	80	08372W	200	08795C	193	10054N	252
08344	80	08373BK	200	08795SE	193	10054U	252
08345	80	08373S	200	08797C	193	10055A	252
08348	80	08373U	200	08797SE	193	10055N	252
08349	80	08373W	200	08807A	193	10055U	252
08350B	196	08374BK	200	08807C	193	10056A	252
08350BK	196	08374S	200	08807SE	193	10056N	252
08350BL	196	08374U	200	08808C	193	10056U	252
08350BR	196	08374W	200	08815Ci	194	10057A	252
08350C	196	08375	202	08815i	194	10057N	252
08350G	196	08375A	202	08816Ci	194	10057U	252
08350HG	196	08375B	202	08816i	194	10058A	252
08350R	196	08375BK	202	08824C	193	10058N	252
08350S	196	08375N	202	08824SE	193	10058U	252
08350W	196	08376A	202	08830Ci	191	10059A	252
08351B	196	08376BK	202	08830i	191	10059N	252
08351G	196	08376C	202	08830SEi	191	10059U	252
08351W	196	08376N	202	08831Ci	191	10060A	252
08352B	201	08376SN	202	08831i	191	10060N	252
08352BK	201	08376W	202	08831SEi	191	10060U	252
08352W	201	08382A	195	08834Ci	191	10061A	252
08352WB	201	08382B	195	08834i	191	10061N	252
08353B	201	08382BK	195	08834SEi	191	10061U	252
08353BK	201	08382BL	195	08845Ci	192	10062A	252
08353W	201	08382G	195	08845i	192	10062N	252
08355HG	199	08382HG	195	08845SEi	192	10062U	252
08355S	199	08382R	195	08856Ci	192	10063A	252
08355U	199	08382S	195	08856i	192	10063N	252
08356B	197	08382SN	195	08856SEi	192	10063U	252
08356BK	197	08382W	195	08860Ci	192	10066	251
08356C	197	08383B	195	08860SEi	192	10067	251
08356S	197	08383G	195	08899i	192	10068	251
08356W	197	08383R	195	08899SEi	192	10069	251
08357U	200	08383W	195	10000	251	10107	259
08361B	198	08384B	195	10002	258	10108	259
08361BK	198	08384BL	195	10003	251	10197	284
08361C	198	08384G	195	10003U	251	10198	284
08361G	198	08384R	195	10004U	251	10198C	284
08361W	198	08384W	195	10005	251	10199	284
08362S	199	08385G	197	10005U	251	10199C	284
08362U	199	08386G	197	10009	251	10201	284
08363S	199	08387G	197	10009U	251	10201BR	284
08363U	199	08388B	197	10010	251	10201BR12	284
08364S	199	08388G	197	10010U	251	10201G12	284
08365S	199	08388R	197	10042U	252	10202	284
08366S	199	08388W	197	10043U	252	10202BR	284
08367BK	198	08389B	197	10044BK	216	10202BRS	284
08367G	198	08389G	197	10044U	209, 252	10202S	284
08367S	198	08389R	197	10045U	252	10202W	284
08368BK	199	08389W	197	10046U	252	10203	284
08368HG	199	08390	81	10050A	252	10203BR	284
08368S	199	08391	81	10050N	252	10204	284

ITEM NO. / PAGE NO. INDEX

ITEM NO.	PAGE NO.	ITEM NO.	PAGE NO.	ITEM NO.	PAGE NO.	ITEM NO.	PAGE NO.
I0204BR	284	I0221U	257	I0267R	256	I0306B	257
I0204BR10	284	I0222	254	I0268S2	255	I0306U	257
I0204BR11	284	I0222U	257	I0268S25	255	I0307B	257
I0204BR12	284	I0223U	257	I0268S3	255	I0307U	257
I0204BR25	284	I0224U	257	I0268S35	255	I0308B	257
I0204BR3	284	I0225U	257	I0268S4	255	I0308U	257
I0204BR35	284	I0226U	257	I0268S45	255	I0309B	257
I0204BR45	284	I0227U	257	I0268S5	255	I0309U	257
I0204BR55	284	I0228U	257	I0268S55	255	I0310B	257
I0204BR75	284	I0230	253	I0268S6	255	I0310U	257
I0204BR9	284	I0231	253	I0271U	256	I0311B	257
I0204G10	284	I0232	253	I0272U	256	I0311U	257
I0204G11	284	I0233	253, 254	I0273U	256	I0312U	257
I0204G12	284	I0234	253, 254	I0274	255	I0313U	257
I0204G25	284	I0235	253, 254	I0276U	256	I0314U	257
I0204G3	284	I0236	253, 254	I0277U	256	I0315U	257
I0204G35	284	I0237	253, 254	I0278	255	I0316U	257
I0204G45	284	I0238	253, 254	I0280	253	I0317	254
I0204G55	284	I0239	253, 254	I0281	253	I0318	254
I0204G75	284	I0240	253	I0282	253	I0318T	254
I0204G9	284	I0241	253	I0282BK	253	I0319	254
I0205	284	I0242	253	I0282T	254	I0319T	254
I0205BR	284	I0242T	254	I0283	253	I0320	188
I0206	284	I0243	253	I0283BK	253	I0328N	104
I0206BR	284	I0244	253	I0283T	254	I0328U	104
I0207	284	I0245	253	I0284	253	I0350	188
I0207BR	284	I0246	255	I0284BK	253	I0351	188
I0208	284	I0247	255	I0284T	254	I0351N	188
I0208BR	284	I0248	255	I0285	253	I0352	188
I0209	284	I0249	255	I0285BK	253	I0353	188
I0209BR	284	I0250R	256	I0285T	254	I0353A	188
I0210B	73, 256	I0251B	256	I0286	253	I0353B	188
I0210R	73, 256	I0251R	256	I0286BK	253	I0353N	188
I0210U	73, 256	I0252B	256	I0286T	254	I0354	188
I0211B	73, 256	I0252R	256	I0287	253	I0358	188
I0211R	73, 256	I0253B	256	I0288	253	I0369	87
I0211U	73, 256	I0253R	256	I0289	253	I0369A	87
I0212B	73, 256	I0254B	256	I0290	253	I0369N	87
I0212R	73, 256	I0254R	256	I0290T	254	I0369U	87
I0212U	73, 256	I0255B	256	I0291	253	I0380	254
I0213B	73, 256	I0255R	256	I0292	253	I0381	254
I0213R	73, 256	I0256B	256	I0293	253	I0382	254
I0213U	73, 256	I0256R	256	I0293T	254	I0383	254
I0214B	73, 256	I0257B	256	I0294	253	I0384	254
I0214R	73, 256	I0257R	256	I0295	253	I0385	254
I0214U	73, 256	I0258	255	I0296	253	I0386	254
I0215B	73, 256	I0259	255	I0297	253	I0387	254
I0215R	73, 256	I0260B	256	I0298	253	I0388	254
I0215U	73, 256	I0260R	256	I0300	258	I0389	254
I0216B	73, 256	I0261B	256	I0300B	257	I0390	254
I0216R	73, 256	I0261R	256	I0301B	257	I0391	254
I0216U	73, 256	I0262B	256	I0301U	257	I0392	254
I0217B	73, 256	I0262R	256	I0302B	257	I0393	254
I0217R	73, 256	I0263B	256	I0302U	257	I0394	254
I0217U	73, 256	I0263R	256	I0303B	257	I0395	254
I0218U	73, 256	I0264B	256	I0303U	257	I0396	254
I0219U	73, 256	I0264R	256	I0304B	257	I0400	74
I0220	254	I0265B	256	I0304U	257	I0400U	74
I0220U	257	I0265R	256	I0305B	257	I0404	22, 127
I0221	254	I0266R	256	I0305U	257	I0404U	22, 127

ITEM NO. / PAGE NO. INDEX

ITEM NO.	PAGE NO.	ITEM NO.	PAGE NO.	ITEM NO.	PAGE NO.	ITEM NO.	PAGE NO.
10407U	22, 127	10451AA	124	10468U	126	10707B	181
10408	22, 127	10451AB	124	10469N	126	10707BK	181
10408K	21	10451ABK	124	10469U	126	10707C	181
10408N	22	10451AC	124	10470N	126	10707N	181
10408P	21	10451AN	124	10470U	126	10707SN	181
10408S	22	10451ASN	124	10471N	126	10707U	181
10409	21	10452	124	10471U	126	10708A	181
10409A	21	10452A	124	10472N	126	10708B	181
10409N	21	10452AA	124	10472U	126	10708BK	181
10410	20	10452AB	124	10473N	126	10708C	181
10410AL84	20	10452ABK	124	10473U	126	10708N	181
10411	20	10452AC	124	10474N	126	10708SN	181
10412	21	10452AN	124	10474NI	126	10708U	181
10412A	21	10452ASN	124	10474U	126	10709A	183
10412N	21	10453BK	124	10474UI	126	10709BK	183
10412SN	21	10453C	124	10475U	110	10709N	183
10413U	251	10453N	124	10485U	110	10709S	183
10414	20	10453SN	124	10486U	117	10709SN	183
10415	20	10453U	124	10493	117	10709U	183
10417U	80	10454N3	124	10494	117	10712A	183
10419A	21	10454U2	124	10495U	117	10712BK	183
10420	20	10454U3	124	10497U	22, 127	10712N	183
10421U	74	10455	127	10580	277	10712S	183
10422U	74	10456	127	10600	260	10712SN	183
10424U	251	10457U	20	10600N	260	10712U	183
10426U	251	10458	20	10611	260	10715U	185
10429	21	10458U	20	10622	260	10722	189
10429N	21	10459B	22, 127	10622A	260	10723A	183
10429SN	21	10459U	22, 127	10633	260	10723BK	183
10430U	74	10463BK	125	10634	261	10723N	183
10435	127	10463C	125	10636	261	10723S	183
10436	127	10463N	125	10637	261	10723SN	183
10437	127	10463SN	125	10638	261	10723U	183
10438N	127	10463U	125	10650	265	10724	189
10438U	127	10463VV	125	10660	265	10727	186
10439N	127	10464BK	125	10695U	178, 185	10727A	186
10439U	127	10464C	125	10697U	178, 185	10727B	186
10440	108	10464N	125	10698A	182	10727BK	186
10446U	248	10464SN	125	10698BK	182	10727C	186
10446U2	248	10464U	125	10698N	182	10727N	186
10446U3	248	10464VV	125	10698U	182	10727S	186
10447U	124	10465BK	125	10699A	184	10727SN	186
10448A	124	10465C	125	10699BK	184	10727U	186
10448B	124	10465N	125	10699N	184	10728	186
10448BK	124	10465SN	125	10699S	184	10728A	186
10448C	124	10465U	125	10699SN	184	10728B	186
10448N	124	10465VV	125	10699U	184	10728BK	186
10448SN	124	10466BK	125	10700	190	10728C	186
10448U	124	10466C	125	10702	190	10728N	186
10449U	124	10466N	125	10702U	190	10728S	186
10450	124	10466SN	125	10703	190	10728SN	186
10450A	124	10466U	125	10704U	181	10728U	186
10450AA	124	10466VV	125	10706A	181	10729BK	182
10450AB	124	10467BK	125	10706B	181	10729N	182
10450ABK	124	10467C	125	10706BK	181	10729U	182
10450AC	124	10467N	125	10706C	181	10730	189
10450AN	124	10467SN	125	10706N	181	10731	189
10450ASN	124	10467U	125	10706SN	181	10731N	189
10451	124	10467VV	125	10706U	181	10733	189
10451A	124	10468N	126	10707A	181	10733	280

ITEM NO. / PAGE NO. INDEX

ITEM NO.	PAGE NO.	ITEM NO.	PAGE NO.	ITEM NO.	PAGE NO.	ITEM NO.	PAGE NO.
10734	189	10775U	187	10808BK	211	10908	182
10736	279	10776U	185	10808N	211	10908A	182
10737	279	10777U	185	10808S	211	10908CH	182
10739	189, 190	10778	185	10808U	211	10909U	178
10739	280	10778N	185	10809	226	10913	182
10739N	189, 190	10778U	185	10809U	226	10913A	182
10739N	280	10779	185	10810	249	10913CH	182
10740	190	10779U	185	10810U	249	10914N	179
10741U	185	10780	189	10811A	217	10914S	179
10742	190	10781	189	10811B	217	10914U	179
10743A	184	10783	189, 280	10811BB	208	10917U	153
10743BK	184	10785	185	10811BK	217	10918S	187
10743C	184	10785N	185	10811BKB	208	10918U	187
10743N	184	10785S	185	10811BKL	227	10919	182
10743SN	184	10786	186	10811BL	227	10919A	182
10743V	184	10786A	186	10811C	217	10919CH	182
10744N	181	10786B	186	10811HG	217	10923	187
10744U	181	10786BK	186	10811N	217	10929	179
10746S	185	10786C	186	10811S	217	10929A	179
10746U	185	10786EU	186	10811SB	217	10929B	179
10747N	178	10786N	186	10811SBB	208	10929BK	179
10747U	178	10786S	186	10811SL	227	10929N	179
10751U	185	10786SN	186	10811SN	217	10929S	179
10759	185	10786U	186	10811U	217	10931U	83, 86
10759U	185	10787	185	10811UB	208	10932U	83, 86
10762	187	10789	189	10811UL	227	10933	205, 272
10762N	187	10790	189	10811W	217	10933A	205, 272
10762U	187	10790G	189	10811WB	208	10933B	205, 272
10763U	185	10791	189	10811WL	227	10933BK	205, 272
10764	187, 188	10794	187	10812	249	10933N	205, 272
10764A	187, 188	10794U	187	10812U	249	10933SN	205, 272
10764B	187, 188	10800	241	10814	249	10933V	205, 272
10764N	187, 188	10800KBK	241	10814N	249	10934U	142
10764S	187, 188	10800KBP	241	10814U	249	10935FA	139
10764U	187, 188	10800KW	241	10815U	249	10935FB	139
10765U	178, 185	10801	231	10818	248	10935FBK	139
10766	187, 188	10801A	231	10818U	248	10935FN	139
10766A	187, 188	10801AB	231	10819U	130, 210, 250	10935FSN	139
10766B	187, 188	10801AC	231	10820	248	10935U	139
10766N	187, 188	10801B	231	10820U	248	10936U	139
10766S	187, 188	10801N	231	10823U	249	10939U	142
10766U	187, 188	10801SN	231	10825U	249	10940	74
10769U	185	10801V	231	10826	248	10941	74
10770	187	10803	219	10826U	248	10942	74
10770A	184	10803A	219	10829	249	10943	74
10770BK	184	10803B	219	10829U	249	10943U	74
10770N	184	10803N	219	10838U	209	10944A	75
10770U	184, 187	10803U	218, 219	10838U	250	10944B	75
10771	184, 187	10805	228	10847U	90	10944BK	75
10771A	184	10805U	228	10850U	175	10944N	75
10771BK	184	10806	220	10851U	175	10944SB	75
10771N	184	10806A	220	10852BK	213	10944SN	75
10772	187	10806N	220	10852SB	213	10944U	75
10772A	184	10806S	220	10852U	213	10945N	75
10772BK	184	10806U	220	10853U	185	10945U	75
10772N	184	10807	226	10854U	187	10946	76
10772U	184, 187	10807U	226	10900	280	10946A	76
10773	187	10808	211	10902	189	10946B	76
10773U	187	10808A	211	10905	189	10946BK	76
10774U	187	10808B	211	10906	189	10946N	76

ITEM NO. / PAGE NO. INDEX

ITEM NO.	PAGE NO.	ITEM NO.	PAGE NO.	ITEM NO.	PAGE NO.	ITEM NO.	PAGE NO.
10946SB	76	10966P	83, 86	11065A	92	11164A	92
10946SN	76	10967	85	11065N	92	11165A	90
10946U	76	10967A	85	11066	90	11167	91
10947	76	10967N	85	11068A	93	11167A	91
10947U	76	10967U	85	11073A	90	11173	91
10948B	75	10968U	141, 142	11074A	90	11185	91
10948BK	75	10971U	86	11075A	90	11185A	91
10948N	75	10972	142	11076A	90	11186A	91
10948SB	75	10972U	142	11077A	90	11187	91
10948SN	75	10974	86	11078A	90	11187A	91
10948U	75	10974U	86	11079A	90	11215A	94
10949A	75	10975	142	11080	90	11216A	94
10949N	75	10975U	142	11081	88	11221A	90
10949U	75	10977	83, 86	11081A	88	11223	93
10950	85	10978	87	11081B	88	11223A	93
10950A	85	10979	205, 272	11081N	88	11223B	93
10950N	85	10981U	87	11082N	93	11224	96
10951	205, 272	10986U	142	11084N	85	11227	96
10951A	205, 272	10990	151	11084U	85	11239A	94
10951B	205, 272	10991	151	11085N	85	11241B	94
10951N	205, 272	10992A	138	11085U	85	11246	97
10951SN	205, 272	10992BK	138	11086U	85	11250N	96
10951U	205, 272	10992N	138	11090	94	11260A	94
10952	85	10992U	138	11090P	94	11262	94
10952U	85	10993	151	11090S	94	11262A	94
10953	83, 86	10994U	137	11116	92	11280A	90
10953U	83, 86	10995A	137	11116A	92	11281A	90
10954A	140	10995B	137	11118	92	11282A	90
10954B	140	10995BK	137	11118A	92	11288A	90
10954BK	140	10995C	137	11120	92	11327	96
10954N	140	10995N	137	11120A	92	11328	96
10954SN	140	10995SN	137	11121	92	11329	85
10954U	140	10995U	137	11121A	92	11333	98
10956	86	10995W	137	11122	92	11336N	85
10956U	83, 86	10996U	137	11122A	92	11338	91
10957	83, 86	10999U	137	11122N	92	11341	92
10957U	83, 86	11003	93	11128	92	11342	92
10958	84	11004	93	11129	91	11345	96
10958A	84	11006	93	11129A	91	11345N	96
10958B	84	11010	93	11137	93	11348A	85
10958N	84	11022	94	11137N	93	11350	89
10958U	84	11030B	98	11138	93	11350C	89
10959	85	11032B	98	11139	93	11351	89
10960	205, 272	11033B	98	11139N	93	11351C	89
10960BK	205, 272	11033D	98	11139R	93	11357	98
10960N	205, 272	11035B	98	11140	93	11359	98
10960VW	205, 272	11035N	98	11140N	93	11360	98
10963	85	11051AB	97	11141	93	11361	98
10963A	85	11051NK	97	11142	93	11366	98
10963N	85	11052AB	97	11142N	93	11370N	87
10963U	85	11052NK	97	11144	97	11370U	87
10964	85	11053AB	97	11147	91	11371N	87
10964A	85	11053NK	97	11148	91	11371U	87
10964N	85	11054AB	97	11148N	91	11372	87
10964U	85	11054NK	97	11150	91	11372A	87
10965U	83, 86	11055AB	97	11158	94	11372N	87
10966	83, 86	11055NK	97	11160A	91	11372U	87
10966A	83, 86	11061A	90	11161	91	11376A	87
10966H	83, 86	11062A	90	11161A	91	11376N	87
10966N	83, 86	11063A	90	11164	92	11376U	87

ITEM NO. / PAGE NO. INDEX

ITEM NO.	PAGE NO.	ITEM NO.	PAGE NO.	ITEM NO.	PAGE NO.	ITEM NO.	PAGE NO.
I1377	93	I1464BK	218	I1576U6	130	I1657N	177
I1377N	93	I1464BKS	239	I1577U	130	I1657S	177
I1378	93	I1464U	222	I1577U6	130	I1657SN	177
I1378N	93	I1464US	239	I1578U	154	I1657U	177
I1382	96	I1466BK	216	I1579U	154	I1657W	177
I1383	96	I1466BKL	233	I1582U	154	I1659U	177
I1384	96	I1521A	178	I1584U	154	I1660	177
I1385	96	I1521BK	178	I1587N	185	I1660A	177
I1387	96	I1521N	178	I1587U	185	I1660BK	177
I1389	96	I1522U	154	I1588U	187	I1660N	177
I1390	96	I1524U	153	I1589U	187	I1660S	177
I1391	96	I1525U	153	I1602U	128	I1660SN	177
I1392	96	I1526U	153	I1603U	128	I1660U	177
I1411A	87	I1527S	177	I1604U	128	I1661	175
I1411N	87	I1527U	177	I1605U	128	I1661N	175
I1411U	87	I1528U	130	I1606U	128	I1661SN	175
I1415A	97	I1529A	178	I1607U	128	I1661T	176
I1415N	97	I1529BK	178	I1609U	128	I1661TA	176
I1416A	97	I1529N	178	I1610U	128	I1661TBK	176
I1416N	97	I1530U	154	I1612U	128	I1661TBL	176
I1417A	97	I1535U	154	I1613U	128	I1661TC	176
I1417N	97	I1536U	154	I1614U	128	I1661TN	176
I1430N	224	I1537U	154	I1615U	128	I1661TS	176
I1430S	224	I1540U	130	I1616U	128	I1661TSB	176
I1430U	224	I1540U2	130	I1617U	128	I1661TSN	176
I1431N	224	I1540U3	130	I1622U	128	I1661TU	176
I1431S	224	I1540U4	130	I1626U	128	I1661TW	176
I1431U	224	I1541	154	I1628N	153	I1661U	175, 176
I1432U	224	I1542	154	I1628U	153	I1662S	176
I1432UK	240	I1544	154	I1629N	153	I1663S	176
I1433A	220	I1546U	130	I1629U	153	I1664U	174, 176, 206, 241
I1433AC	234	I1547U	130	I1630U	153	I1665U	177
I1433B	220	I1548U	130	I1632N	154	I1670U	129
I1433BC	234	I1549U	130	I1632U	154	I1671U	129
I1433U	220, 224	I1551U	130	I1634U	153	I1676U	154
I1433UC	234	I1552U	130	I1635N	129	I1678U	153
I1434U	229	I1555U	130	I1636N	129	I1682U	128
I1435U	229	I1556	154	I1640N	129	I1683U	128
I1436U	229	I1557	154	I1641N	129	I1687U	128
I1438BK	214	I1558	154	I1644N	129	I1696U	128, 154
I1438SN	214	I1559	154	I1645U	129	I1701N	128
I1438U	214	I1561	154	I1646U	129	I1711U	83, 86
I1438W	214	I1562	154	I1647U	129	I1715U	142
I1439U	224	I1563	154	I1651U	129	I1716A	230
I1439UK	239	I1565U	130	I1652N	176	I1716B	230
I1440U	209	I1565U4	130	I1652S	176	I1716BK	230
I1441U	213	I1565U5	130	I1652U	176	I1716SN	230
I1442U	229	I1565U6	130	I1653S	177	I1716U	230
I1443S	210	I1566U	130	I1653U	177	I1717A	233
I1443U	210	I1567U	130	I1654S	177	I1717B	233
I1444S	210	I1567U5	130	I1654U	177	I1717N	233
I1444U	210	I1567U6	130	I1655S	177	I1717U	233
I1447U	218	I1570U	130	I1655U	177	I1718A	203
I1457U	210	I1570U4	130	I1656A	174	I1718BK	203
I1458U	210	I1571U	130	I1656BK	174	I1718N	203
I1458UH	218	I1572U	130	I1656C	174	I1718U	203
I1458UHK	239	I1573U	130	I1656N	174	I1718W	203
I1459U	210	I1574U	130	I1656SN	174	I1719AI	203, 204
I1459UH	218	I1575U	130	I1656W	174	I1719BK	203
I1459UHK	239	I1576U	130	I1657BK	177	I1719BK I	203, 204

ITEM NO. / PAGE NO. INDEX

ITEM NO.	PAGE NO.	ITEM NO.	PAGE NO.	ITEM NO.	PAGE NO.	ITEM NO.	PAGE NO.
11719N	203	11747U	217	11773AK	236	11784BK	206
11719NI	203, 204	11749UK	206, 241	11774BK	180	11784N	206
11719SNI	203, 204	11754	243	11774U	180	11784SN	206
11719U	203	11754A	243	11775	215	11784W	206
11719UI	203, 204	11754BL	243	11775A	215	11785A	235
11719W	203	11754CH	243	11775BK	215	11785B	235
11719WI	203, 204	11754SN	243	11775N	215	11785N	235
11720U	130, 210	11754W	243	11775W	215	11785SN	235
11721BK	203	11755	221	11777A	215	11785U	235
11721N	203	11755CH	221	11777B	215	11786U	209
11721U	203	11755CHK	237	11777BK	215	11787	223
11721W	203	11755K	237	11777BL	215	11787A	223
11722U	130, 210	11756A	220	11777BR	207, 215	11787BK	223
11722UH	224	11756BK	220	11777BRB	207	11787N	223
11722UHK	240	11756C	220	11777BRH	229	11787SN	223
11723U	130, 210	11756N	220	11777BRL	228	11787U	223
11724U	130, 210	11756S	220	11777BSB	215	11787W	223
11725U	130, 210	11756SB	220	11777C	215	11788	222
11726U	130, 210	11756SN	220	11777N	215	11788A	222
11726UH	222	11756U	220	11777SB	215	11788N	222
11726UHK	234	11756W	220	11777SN	215	11788SN	222
11727U	130, 209, 252	11757S	218	11777U	215	11788U	222
11728U	130, 209, 252	11757U	218	11777W	215	11789U	221
11730U	240	11758	213	11778	227	11790	180
11730UH	224	11758CH	213	11778A	227	11791	180
11731U	240	11759	234	11778BK	227	11792	180
11731UB	224	11759N	234	11778N	227	11792BK	180
11731UH	224	11760UK	206, 241	11778SN	227	11792SB	180
11732	244	11761UK	206, 241	11778W	227	11792U	180
11733A	216	11762A	212	11779BR	214	11793	180
11733B	216	11762BK	212	11779U	214	11793BK	180
11733BK	216	11762C	212	11780B	208	11793SB	180
11733U	216	11762N	212	11780N	208	11793U	180
11734	236	11762S	212	11780SN	208	11794	274
11734A	236	11762SN	212	11780W	208	11795U	209
11734B	236	11762U	212	11781	223	11796U	218
11734N	236	11762W	212	11781A	223	11799U	221
11734U	236	11763A	212	11781B	223	11799UB	236
11735U	248	11763BK	212	11781BK	223	11799UK	236
11738U	248	11763N	212	11781N	223	11800	226
11739U	248	11763SN	212	11781SN	223	11800U	226
11741U	248	11763U	212	11781U	223	11801	225
11742BK	207	11763W	212	11781W	223	11801N	225
11742S	207	11764BK	218	11782BR	209	11801U	225
11742W	207	11764SS	238	11783	207	11802	226
11744A	203, 204	11764U	218	11783A	207	11802U	226
11744BK	203, 204	11765BK	216	11783AH	229	11803	226
11744BR	203, 204	11765SL	233	11783B	207	11804	226
11744C	203, 204	11765U	209	11783BK	207	11805	225
11744N	203, 204	11766U	209	11783BKH	229	11806	225
11744S	203, 204	11767BK	218	11783BL	207	11808	226
11744SN	203, 204	11767SL	233	11783C	207	11808U	226
11744W	203, 204	11767SS	238	11783N	207	11809	226
11745UK	206, 241	11767U	218	11783NH	229	11809U	226
11746	232	11768U	234	11783SB	207	11811A	214
11746A	232	11769U	234	11783SN	207	11811B	214
11746BL	232	11770U	250	11783SNH	229	11811BK	214
11746CH	232	11771U	250	11783W	207	11811BL	214
11746W	232	11772U	250	11784	206	11811G	214
11747S	217	11773A	218	11784A	206	11811R	214

ITEM NO. / PAGE NO. INDEX

ITEM NO.	PAGE NO.	ITEM NO.	PAGE NO.	ITEM NO.	PAGE NO.	ITEM NO.	PAGE NO.
I181IS	214	I1842U	211	I1880N	244	I2093S	107
I181ISN	214	I1843A	211	I1880SN	244	I2093SN	107
I181IW	214	I1843U	211	I1880W	244	I2093U	107
I1812U	250	I1850	238	I1926U	108	I2093W	107
I1813U	209	I1850A	238	I1927U	108	I2094BK	107
I1814U	209	I1850B	238	I1928U	108	I2094C	107
I1815	211	I1850BK	238	I1929U	109	I2094N	107
I1816	188, 225, 248	I1850N	238	I1930U	109	I2094S	107
I1816A	188, 225	I1850SN	238	I1931U	109	I2094SN	107
I1816B	188, 225	I1850W	238	I1932U	109	I2094U	107
I1816N	188, 225	I1851N	216	I1935U	109	I2094W	107
I1816U	188, 225, 248	I1851U	216	I1937U	109	I2095U	108
I1818U	225	I1852U	219	I1938U	109	I2096U	108
I1819	235	I1853	219	I1940U	109	I2097U	108
I1819A	235	I1853A	219	I1942U	109	I2098U	108
I1819N	235	I1853B	219	I1944U	110	I2101	107
I1819SN	235	I1853N	219	I1945U	109	I2101BK	107
I1825A	216	I1853U	219	I1960U	109	I2101C	107
I1825B	216	I1856U	210	I1961	110	I2101N	107
I1825N	216	I1860U	209	I1963	110	I2101SN	107
I1825U	216	I1863U	211	I1964	110	I2101U	107
I1830	188	I1864U	221	I1969U	109	I2101W	107
I1830	211, 225	I1865U	248	I1982	110	I2621	261
I1830A	188	I1871A	246	I1982U	110	I2621A	261
I1830A	225	I1871B	246	I1983U	109	I2630	261
I1830B	188	I1871N	246	I1984U	109	I2631	261
I1830B	225	I1871S	246	I1996	110	I2632	261
I1830N	188, 211, 225	I1871U	246	I1998	110	I2633	261
I1830S	188, 225	I1872A	246	I2039	102	I2665	265
I1830U	188, 211, 225	I1872B	246	I2040	102	I2710	190
I1831	222	I1872N	246	I2041	102	I2710N	190
I1831A	222	I1872S	246	I2060U	108	I2711	190
I1831B	222	I1872U	246	I2062U	108	I2712	190
I1831N	222	I1873A	228	I2063U	108	I2713	190
I1831U	218, 222	I1873U	228	I2064U	108	I2714	190
I1832N	244	I1874	273	I2065U	108	I2715	190
I1832SN	244	I1874A	273	I2067U	108	I2716	190
I1832W	244	I1875A	221	I2069U	108	I2716N	190
I1833	239	I1875B	221	I2070U	108	I2717	190
I1833N	239	I1875N	221	I2071U	108	I2718	190
I1833U	239	I1875U	221	I2072U	108	I2719	190
I1834	237	I1876	243	I2077	102	I2720	279
I1834A	237	I1876A	243	I2079	102	I2727	78
I1834BK	237	I1876BK	243	I2091BK	107	I2728	78
I1834N	237	I1876N	243	I2091C	107	I2729	78
I1834SN	237	I1876SN	243	I2091N	107	I2730	79
I1834W	237	I1876W	243	I2091S	107	I2730A	79
I1836	239	I1877	240	I2091SN	107	I2730B	79
I1836A	239	I1877A	240	I2091U	107	I2730N	79
I1836BL	239	I1877B	240	I2091W	107	I2731	79
I1836N	239	I1877N	240	I2092BK	107	I2731A	79
I1836U	239	I1877U	240	I2092C	107	I2731B	79
I1836W	239	I1878	240	I2092N	107	I2731N	79
I1838	211	I1878U	240	I2092S	107	I2732	79
I1838A	211	I1879	228	I2092SN	107	I2732A	79
I1838N	211	I1879A	228	I2092U	107	I2732B	79
I1838U	211	I1879BK	228	I2092W	107	I2732N	79
I1839U	220	I1879N	228	I2093BK	107	I2733	79
I1840	225	I1879W	228	I2093C	107	I2733A	79
I1840U	225	I1880A	244	I2093N	107	I2733B	79

ITEM NO. / PAGE NO. INDEX

ITEM NO.	PAGE NO.	ITEM NO.	PAGE NO.	ITEM NO.	PAGE NO.	ITEM NO.	PAGE NO.
12733N	79	12758N	79	12790	81	12990A	145
12735	81	12759	79	12791	81	12990B	145
12735A	81	12759A	79	12795	190, 280	12990BK	145
12735B	81	12759BK	78	12795N	190, 280	12990N	145
12735N	81	12759N	79	12940	152	12990S	145
12736	81	12760	79	12940A	152	12990SN	145
12736A	81	12760A	79	12940B	152	12991	145
12736B	81	12760B	79	12940BK	152	12991A	145
12736N	81	12760BK	78	12940N	152	12991B	145
12740	79	12760N	79	12940SN	152	12991BK	145
12740N	79	12761	79	12941	152	12991N	145
12741	79	12761A	79	12941N	152	12991S	145
12741N	79	12761B	79	12942	152	12992	144
12742	79	12761N	79	12942N	152	12992A	144
12742N	79	12762	79	12943	152	12992B	144
12743	79	12762A	79	12943N	152	12992BK	144
12743N	79	12762B	79	12959	148	12992C	144
12744	79	12762BK	78	12960	150	12992N	144
12744N	79	12762N	79	12961	150	12992S	144
12745	79	12763	79	12970	143	12992SN	144
12745N	79	12763A	79	12970A	143	12992W	144
12746	79	12763B	79	12971	143	12993	144
12746N	79	12763N	79	12971A	143	12994	151
12747	79	12764	79	12971BK	143	12995	144
12747N	79	12764A	79	12971N	143	12995N	144
12748	79	12764B	79	12971SN	143	12996	144
12748N	79	12764BK	78	12971W	143	12998	144
12749	79	12764N	79	12972	143	12999	144
12749N	79	12765	79	12972A	143	13000	150
12750	79	12765A	79	12972BK	143	13001A	150
12750N	79	12765B	79	12972N	143	13002	145
12751	79	12765N	79	12972W	143	13002A	145
12751N	79	12766	79	12973	143	13002BK	145
12752	79	12766A	79	12975	143	13002N	145
12752N	79	12766B	79	12976	139	13003	144
12753	79	12766N	79	12976A	139	13003A	144
12753N	79	12767	79	12976B	139	13003N	144
12754	79	12767A	79	12976BK	139	13003S	144
12754A	79	12767B	79	12976N	139	13004U	151
12754B	79	12767N	79	12976SN	139	13005	208
12754BK	78	12768	81	12977	147	13007A	146
12754N	79	12768N	81	12977A	147	13007B	146
12755	79	12769	81	12978	147	13007N	146
12755A	79	12769N	81	12979	150	13008	146
12755BK	78	12770	81	12979A	150	13008A	146
12755N	79	12771	81	12982	147	13008B	146
12756	79	12772	81	12983	150	13008N	146
12756A	79	12773	33, 81	12983A	150	13009	208
12756B	79	12773N	81	12985	150	13010	144
12756BK	78	12774	24, 81	12985A	150	13010A	144
12756N	79	12774N	81	12985N	150	13011BK	144
12757	79	12780	79	12986	147	13012BK	144
12757A	79	12780A	79	12987	147	13013U	145
12757B	79	12780B	79	12987A	147	13015	144
12757BK	78	12780BK	78	12988	146	13015A	144
12757N	79	12780N	79	12989	146	13105	149
12758	79	12781	79	12989A	146	13107	149
12758A	79	12781N	79	12989B	146	13107A	149
12758B	79	12789	78	12989N	146	13108	149
12758BK	78	12789A	78	12990	145	13108B	149

ITEM NO. / PAGE NO. INDEX

ITEM NO.	PAGE NO.	ITEM NO.	PAGE NO.	ITEM NO.	PAGE NO.	ITEM NO.	PAGE NO.
13109	149	19805	162	19853A	165	19911B	156
13109B	149	19805i	162	19853BK	165	19911CD	156
13111	147	19805T	163	19853BR	164	19911CND	157
13111A	147	19806	162	19853N	165	19911G	156
13113	148	19806B	163	19853S	165	19911i	156
13113A	148	19806C	163	19853SN	165	19911IN	157
13115A	148	19806i	162	19853SW	165	19911P	157
13116	148	19806T	163	19854BK	165	19911Q	156
13116A	148	19807	162	19854BR	164	19911T	156
13118	148	19807B	163	19854S	165	19911W	157
13119	146	19807C	163	19854SN	165	19912A	157
13119A	146	19807i	162	19854SW	165	19912B	156
13119N	146	19807T	163	19862BK	164	19912CD	156
13120	148	19808	162	19862BR	164	19912CND	157
13122	149	19808B	163	19862S	164	19912G	156
13150	151	19808C	163	19862SN	164	19912i	156
13151	151	19808i	162	19862SW	164	19912N	157
13153	151	19808T	163	19863BK	164	19912P	157
13154	151	19809	162	19863BR	164	19912Q	156
13155	151	19809C	163	19863S	164	19912T	156
13156	151	19809i	162	19863SN	164	19912W	157
13910	276	19809T	163	19863SW	164	19913B	156
13926	276	19812	162	19890	162	19913CD	156
13928	276	19812i	162	19890A	162	19913CND	157
13930	276	19812T	163	19890i	162	19913G	156
13971	276	19813	162	19890K	163	19913i	156
13972	276	19813i	162	19890T	163	19913N	157
14310	258	19813T	163	19891	162	19913P	157
14310G	258	19814	162	19900G	156	19913Q	156
14311	258	19814i	162	19900i	156	19913T	156
14311B	258	19814T	163	19901G	156	19913W	157
14311G	258	19815	160	19901i	156	19916	161
14312	258	19815L2	160	19902G	156	19916C	161
14312B	258	19815L3	160	19902i	156	19917	161
14312G	258	19820G	157	19903G	156	19918	161
14318	258	19820i	157	19903i	156	19918C	161
14319	258	19820W	157	19904	163	19919	161
14320	258	19821W	157	19905	163	19919C	161
14322B	258	19830G	158	19905G	156	19919CL	160
14322W	258	19830i	158	19905i	156	19920	161
14323	258	19831G	158	19907G	159	19920C	161
14323B	258	19831i	158	19907i	159	19921	161
14323W	258	19832W	158	19908G	159	19922	161
14405	258	19833W	158	19908i	159	19923	162
14410	258	19840	157	19909	164	19924	162
17985	189	19841	157	19909A	164	19925	161
19800	160	19842	157	19909B	164	19925L2	161
19800L2	160	19843	157	19909N	164	19925L3	161
19800L25	160	19851BK	165	19909U	164	19926	161
19800L3	160	19851BR	164	19910A	157	19926L2	161
19801	160	19851N	165	19910B	156	19926L3	161
19801L2	160	19851S	165	19910CD	156	19927	161
19801L25	160	19851SN	165	19910CND	157	19927BK	160
19801L3	160	19851SW	165	19910G	156	19927C	161
19801S	160	19852A	165	19910i	156	19927CL	160
19802	161	19852BK	165	19910N	157	19928	161
19803	160	19852N	165	19910P	157	19928C	161
19804	161	19852S	165	19910Q	156	19928CL	160
19804L2	160	19852SN	165	19910T	156	19929	161
19804L3	160	19852SW	165	19910W	157	19929C	161

ITEM NO. / PAGE NO. INDEX

ITEM NO.	PAGE NO.	ITEM NO.	PAGE NO.	ITEM NO.	PAGE NO.	ITEM NO.	PAGE NO.
19930	161	19979T	163	20504U	135	20533U	134
19930BK	160	19982A	158	20505U	135	20534U	134
19930C	161	19982G	158	20506U	134	20536N	131
19930CL	160	19982i	158	20508N	131	20536U	131
19931	161	19983A	158	20508U	131	20538U	131
19931C	161	19983G	158	20509N	136	20540N	132
19931CL	160	19983i	158	20509U	136	20540U	132
19932	162	19985A	158	20510A	136	20541N	135
19932i	162	19985G	158	20510BK	136	20541U	135
19933	162	19985i	158	20510C	136	20542U	131
19933i	162	19989	162	20510N	135, 136	20544N	131
19934	162	19989A	162	20510SN	136	20544U	131
19934i	162	19989i	162	20510U	135, 136	20546N	131
19935	162	19989K	163	20510W	136	20546U	131
19935	162	19989T	163	20511U	135	20547N	132
19940	159	19992G	158	20512U	135	20547U	132
19942	159	19993G	158	20513N	134	20548U	132
19944	159	20002	264	20513U	134	20550N	136
19946	159	20004	264	20514U	134	20550U	136
19950	159	20008	264	20516U	134	20551U	136
19952	159	20010	264	20517N	135	20552	133
19954	159	20011	264	20517U	135	20552BK	133
19956	159	20012	264	20518A	136	20552N	133
19970	159	20014	264	20518BK	136	20600	67
19971	162	20015	264	20518N	136	20601	67
19971A	162	20017	264	20518SN	136	20602	67
19971i	162	20019	264	20518U	136	20603	67
19971K	163	20019A	264	20518W	136	20604	67
19971T	163	20022	264	20519U	133	20605	67
19972	159	20023	264	20520U	133	20605BP	67
19973	162	20031	264	20521N	133	20606	67
19973A	162	20032	264	20521U	133	20607	67
19973Ai	162	20033	264	20522N	132	20607N	67
19973i	162	20034	264	20522U	132	20700	67
19973K	163	20035	264	20523U	135	20700N	67
19973T	163	20036	264	20524	135	20701	67
19974	159	20040	263	20524A	135	20702	67
19975	162	20041	263	20524B	135	20703	68
19975A	162	20042	263	20524N	135	20704	117
19975Ai	162	20046BK	178	20524SN	135	20704	66
19975i	162	20047BK	178	20524U	135	20705	67
19975K	163	20051BK	24, 178, 264	20525	133	20706	67
19975T	163	20100	264	20525N	133	20707	67
19976	159	20101	264	20525U	133	20708	67
19977	162	20102	264	20526BK	132	20709	66
19977A	162	20402	189	20526C	132	20709A	66
19977Ai	162	20500A	134	20526N	132	20709B	66
19977i	162	20500N	134	20526SN	132	20709BK	66
19977K	163	20500U	134	20526U	132	20709N	66
19977T	163	20501	134	20527U	132	20709W	66
19978	162	20501A	134	20528U	132	20710	67
19978A	162	20501B	134	20530A	131	20711	68
19978i	162	20501BK	134	20530B	131	20712	68, 95
19978K	163	20501N	134	20530N	131	20712A	68
19978T	163	20501SN	134	20530U	131	20712N	68
19979	162	20502	133	20531N	136	20713	68
19979A	162	20502N	133	20531U	136	20713A	68
19979Ai	162	20503A	133	20532N	134	20713N	68
19979i	162	20503N	133	20532U	134	20714	67
19979K	163	20503U	133	20533N	134	20714A	68

ITEM NO. / PAGE NO. INDEX

ITEM NO.	PAGE NO.	ITEM NO.	PAGE NO.	ITEM NO.	PAGE NO.	ITEM NO.	PAGE NO.
20714N	68	20832	82	20867B	76	20902	65
20714U	68	20835U	142	20867BK	76	20903	65
20715	67	20836U	111	20867N	76	20904	65
20716	66	20836U	84	20867SB	76	20905	65, 95
20716A	66	20837U	111	20867SN	76	20906	38
20716BK	66	20837U	84	20867U	76	20906R	38
20716N	66	20838U	111	20868	76	20906Y	38
20716U	66	20838U	84	20868N	76	20906Z	38
20717U	67	20839	84, 111	20868U	76	20907	65
20718U	67	20839A	84, 111	20869A	75	20908	65
20719	68	20839N	84, 111	20869N	75	20909	65
20719A	68	20839U	84, 111	20869U	75	20910	86, 95, 99
20719BK	68	20840U	84, 111, 117	20870	75	20911	100
20719C	68	20841U	84, 111	20870U	75	20912	100
20719N	68	20843U	137	20871U	75	20913	99
20719SN	68	20844U	139	20872U	75	20914	95, 99
20720	68	20845U	149, 152	20873U	117	20915	86, 95, 99
20720A	68	20846U	142	20875A	113	20916	99
20720BK	68	20847	141	20875BK	113	20917	100
20720C	68	20848N	141	20875BL	113	20918	99
20720N	68	20848U	141	20875N	113	20919	65
20720SN	68	20849	141, 142	20875U	112, 113	20919A	65
20721	68, 108	20849A	140	20877U	112	20919N	65
20721A	68	20849B	140	20878U	112	20920	19
20721BK	68	20849BK	140	20879U	112	20920A	19
20721C	68	20849N	140	20880	65	20921	19
20721N	68, 108	20849SN	140	20881U	65	20922	19
20721SN	68	20849U	140	20883	65	20923	19
20721U	68, 108	20851U	137	20884U	84, 111	20924	19
20722U	67	20852U	137	20885	65	20928	19
20723U	67	20853	138	20886U	84, 111	20930	112
20725	67	20854	138	20887	65	20930U	112
20726	67	20854A	138	20887A	65	20931	112
20727	67	20854B	138	20887BK	65	20931U	112
20728	67, 95	20854BK	138	20887N	65	20932	117
20729	67	20854BP	138	20888	65	20933U	112
20730	66	20854N	138	20888A	65	20934	112
20800	279	20854SN	138	20888BK	65	20935	112
20801	279	20854VW	138	20888N	65	20935N	112
20803	279	20855	143	20889	65	20936	112, 113
20804	279	20855A	143	20889BK	65	20936A	112, 113
20805	264	20855N	143	20889N	65	20936B	113
20807	279	20855SN	143	20890U	65	20936BK	113
20808	279	20856	74	20891A	65	20936BL	113
20810	279	20858	74	20891U	65	20936C	113
20818U	19	20858A	74	20892	65	20936N	112, 113
20819U	100	20858N	74	20893	65	20936SN	113
20820A	88	20858U	74	20894	19	20936U	112, 113
20820B	88	20860U	74	20895	19	20937	100, 117
20820N	88	20861U	74	20896	99	20938	100, 117
20820P	88	20862A	74	20897	99	20939	117
20821	87	20862B	74	20898	100	20940	152
20823	65	20862N	74	20899	100	20941U	100
20823N	65	20862U	74	20899S	100	20942	65
20824	85	20863U	75	20900	65	20943	100
20825	85	20864U	75	20900N	65	20944	100
20826U	86	20865U	75	20901	65	20945	65
20827U	137	20866U	75	20901A	65	20945A	65
20830	82	20867	76	20901B	65	20945N	65
20831	82	20867A	76	20901N	65	20946U	95, 112

ITEM NO. / PAGE NO. INDEX

ITEM NO.	PAGE NO.	ITEM NO.	PAGE NO.	ITEM NO.	PAGE NO.	ITEM NO.	PAGE NO.
20947U	118, 123	20986	82	21027	85	21127SN	114
20948U	118, 123	20986N	82	21027U	85	21127U	112, 114
20952	152	20986U	82	21028U	66, 83, 86	21127W	114
20952U	152	20987	82	21030U	84, 111, 117	21128N	85
20954	65	20987N	82	21031	99	21128U	85
20956	65	20987U	82	21036N	85	21131N	66, 117
20961	84, 94	20988U	82	21046U	83, 86	21131U	66, 117
20961A	84, 94	20989U	82	21047U	83, 86	21132U	66, 117
20961B	84, 94	20990	84	21050U	83, 86	21133N	66
20961N	84, 94	20990A	84	21052U	83, 86	21133U	66
20962	77	20990N	84	21053U	142	21134A	113
20962A	77	20991	87	21054U	142	21134BK	113
20962N	77	20991U	87	21055A	140	21134C	113
20962S	77	20992	88	21055B	140	21134N	113
20963	77	20992A	88	21055BK	140	21134SN	113
20963A	77	20992B	88	21055N	140	21134U	112, 113
20963B	77	20992N	88	21055U	140, 142	21134W	113
20963N	77	20992U	88	21056U	139	21135U	112
20963S	77	20993	84	21066	157	21136U	82
20964	82	20993N	84	21067U	66, 117	21137U	82
20965	82	21000U	66, 84, 111	21068U	84, 111	21138U	82
20966	82	21001A	66, 111	21069	138	21139U	95
20966N	82	21001BK	66, 111	21072U	100	21140U	95, 99
20966U	82	21001N	66, 111	21075U	100	21141U	99, 259
20967	82	21001U	66, 84, 111	21101U	142	21142U	100
20967N	82	21002U	111	21103U	132	21143A	100, 101, 115
20967U	82	21002U	84	21104U	132	21143B	100, 101, 115
20968	82	21003N	111	21105U	134	21143BK	100, 101, 115
20968N	82	21003U	111	21106U	64	21143C	100, 101, 115
20968U	82	21003U	66, 84	21107U	142	21143N	100, 101, 115
20969	95	21004U	84, 111	21108U	142	21143SN	100, 101, 115
20969A	95	21005N	111	21109U	141	21143U	100, 101, 115
20969B	95	21005U	84, 111	21110	143	21143W	100, 101, 115
20969N	95	21007	19	21110A	143	21144U	100
20969S	95	21007A	19	21110N	143	21145U	100
20970N	82	21007B	19	21111	138	21146U	99
20970U	82	21007N	19	21111A	138	21147U	100
20971	95	21007U	19	21111BK	138	21148A	120
20971A	95	21010U	75	21111N	138	21148BK	120
20971B	95	21011U	112	21111W	138	21148BL	120
20971N	95	21012U	112	21112	77	21148C	120
20971S	95	21013U	112	21112A	77	21148N	120
20972	95	21014U	80, 112	21112N	77	21148SN	120
20972A	95	21015U	80	21112S	77	21148U	117, 120
20972B	95	21016U	66	21113	77	21149A	120
20972N	95	21017	66, 117	21113A	77	21149BK	120
20972S	95	21017N	66, 117	21113N	77	21149BL	120
20973	95	21017U	66, 117	21113S	77	21149C	120
20979	19	21018	66, 117	21120	43	21149N	120
20979A	19	21018A	66, 117	21120BK	43	21149SN	120
20979B	19	21018BK	66, 117	21120N	43	21149U	117, 120
20979BK	19	21018N	66, 117	21121U	112	21150U	141
20979N	19	21018U	66, 117	21122U	112	21151U	85
20980	75	21019	66, 117	21123U	142	21152U	66
20981	75	21020U	66, 117	21126U	117	21153U	74
20982	75	21020U	66	21126U	66	21154A	68
20983	75	21023U	66, 83, 86	21127A	114	21154N	68
20984	75	21024	99, 259	21127BK	114	21154U	68
20984U	75	21025U	83, 86	21127C	114	21154U	95
20985U	75	21026	100	21127N	114	21155	19

ITEM NO. / PAGE NO. INDEX

ITEM NO.	PAGE NO.	ITEM NO.	PAGE NO.	ITEM NO.	PAGE NO.	ITEM NO.	PAGE NO.
21156	19	21192U	69	21210BK	102, 114	21241U	66
21158	77, 82	21193U	69	21210BL	102, 114	21244N	112
21158U	77, 82	21194U	142	21210C	102, 114	21244U	112
21159	77, 82	21195U	142	21210N	102, 114	21245U	112
21159U	77, 82	21196A	140	21210SN	102, 114	21246N	137
21160	77, 82	21196B	140	21210U	102, 114	21246U	137
21160U	77, 82	21196BK	140	21210W	102, 114	21247N	139
21161	77	21196N	140	21215BK	121	21247U	139
21161A	77	21196SN	140	21215N	121	21248U	139
21161N	77	21196U	140	21215U	121	21249U	118
21161S	77	21198U	142	21216U	121	21250U	118
21164	95, 99	21199U	137	21217U	121	21251U	118
21165U	112	21200A	119	21218BK	121	21252U	118
21166U	66	21200BK	119	21218N	121	21253U	118
21168U	112	21200BL	119	21218U	121	21254U	118
21169A	113	21200C	119	21219BK	122	21255U	118
21169B	113	21200N	119	21219N	122	21256U	118
21169BK	113	21200SN	119	21219U	122	21257U	118, 123
21169C	113	21200U	119	21220BK	122	21258U	118, 123
21169N	113	21201U	112	21220N	122	21259U	118, 123
21169SN	113	21203A	101, 114	21220U	122	21260U	118, 123
21169U	112, 113	21203BK	101, 114	21221BK	123	21261U	67
21169W	113	21203C	101, 114	21221N	123	21262U	67
21170U	141	21203N	101, 114	21221U	123	21263U	67
21171U	141	21203SN	101, 114	21222BK	123	21264U	67
21172U	117	21203U	101, 114	21222N	123	21265	129
21173BK	119	21203W	101, 114	21222U	123	21266	129
21173U	119	21204BK	119	21223U	122	21267	129
21174A	126	21204U	119	21229BK	122	21268	129
21174B	126	21205BK	114	21229N	122	21269A	61, 274
21174BK	126	21205U	114	21229U	122	21269BK	61, 274
21174BL	126	21206A	120	21230	64	21269N	61, 274
21174C	126	21206BK	120	21230A	64	21269SN	61, 274
21174N	126	21206BL	120	21230N	64	21269U	61, 274
21174SN	126	21206C	120	21230U	64	21269W	61, 274
21174U	126	21206N	120	21231A	140	21270	274
21175A	126	21206SN	120	21231B	140	21273BK	64
21175B	126	21206U	120	21231BK	140	21274N	118, 123
21175BK	126	21207A	70, 102, 116	21231N	140	21274U	118, 123
21175BL	126	21207BK	70, 102, 116	21231U	140	21275N	118, 123
21175C	126	21207C	70, 102, 116	21232A	139	21275U	118, 123
21175N	126	21207N	70, 102, 116	21232BK	139	21276BK	64
21175SN	126	21207SN	70, 102, 116	21232N	139	21277N	76
21175U	126	21207U	70, 102, 116	21232U	139	21277SN	76
21176U	117	21208A	119	21233U	139	21277U	76
21180	88	21208BK	119	21234BK	59	21280U	65
21180A	88	21208BL	119	21234C	59	21281U	141
21180B	88	21208C	119	21235BK	59	21282U	141
21180N	88	21208N	119	21235C	59	21283U	141
21180U	88	21208SN	119	21236BK	120	21284U	141
21183N	111	21208U	119	21236U	120	21800U	153
21183U	111	21209A	116	21238U	141	21801U	153
21184U	111	21209BK	102, 116	21239A	66	21802U	153
21185U	111	21209BL	102, 116	21239BK	66	21804U	153
21186U	111	21209C	102, 116	21239C	66	21807	153
21188U	111	21209N	102, 116	21239N	66	21807U	153
21189U	111	21209SN	102, 116	21239SN	66	21808U	155
21190U	111	21209U	102, 116	21239U	66	21809U	155
21191U	111	21209W	102, 116	21239W	66	21810U	155
21192N	69	21210A	101, 114	21240U	66	21811U	155

ITEM NO. / PAGE NO. INDEX

ITEM NO.	PAGE NO.	ITEM NO.	PAGE NO.	ITEM NO.	PAGE NO.	ITEM NO.	PAGE NO.
21812U	155	22218W	104	22242	103	22300B	106
21813U	153	22219A	104	22243	103	22300BK	105
21814U	153	22219BK	104	22244	103	22300BU	105
21815U	155	22219N	104	22245	103	22300C	105
21816U	155	22219S	104	22246	103	22300N	103
21817U	153	22219SN	104	22247	103	22300P	103
21850U	155	22219U	104	22248N	106	22300PN	105
21851U	155	22219W	104	22249A	105	22300S	106
21852U	155	22220A	104	22249B	106	22300SN	105
21854U	155	22220BK	104	22249BK	105	22300U	103
21856U	155	22220N	104	22249BU	105	22303	103
21857U	155	22220S	104	22249C	105	22303A	105
21858U	155	22220SN	104	22249PN	105	22303B	106
21859U	155	22220U	104	22249S	106	22303BK	105
21861U	155	22220W	104	22249SN	105	22303BU	105
21862U	155	22221A	104	22250BU	106	22303C	105
21985	69	22221BK	104	22250N	106	22303PN	105
22108	80	22221N	104	22251BU	106	22303S	106
22109	78	22221S	104	22251N	106	22303SN	105
22110	78	22221SN	104	22252BU	106	22306	103
22111	78	22221U	104	22252N	106	22306A	105
22112	78	22221W	104	22253BU	106	22306B	106
22114	78	22222A	104	22253N	106	22306BK	105
22115	78	22222BK	104	22254BU	106	22306BU	105
22116	78	22222N	104	22254N	106	22306C	105
22124	68, 80	22222S	104	22256BU	106	22306N	103
22124N	68, 80	22222SN	104	22256N	106	22306P	103
22125	68, 80	22222U	104	22258BU	106	22306PN	105
22125N	68, 80	22222W	104	22258N	106	22306S	106
22200	103	22223A	104	22260BU	106	22306SN	105
22201	103	22223BK	104	22260N	106	22306U	103
22202	103	22223N	104	22262BU	106	22307	103
22208	103	22223S	104	22264BU	106	22307A	105
22209	103	22223SN	104	22266BU	106	22307BK	105
22210	103	22223U	104	22272BU	106	22307BU	105
22211	103	22223W	104	22284BU	106	22307C	105
22212	103	22224A	104	22297A	105	22307PN	105
22213	103	22224BK	104	22297B	106	22307S	106
22214	103	22224N	104	22297BK	105	22307SN	105
22215	103	22224S	104	22297BU	105	22309	103
22216A	104	22224SN	104	22297C	105	22310	103
22216BK	104	22224U	104	22297PN	105	22311	103
22216N	104	22224W	104	22297S	106	22312	103
22216S	104	22225S	104	22297SN	105	22312A	105
22216SN	104	22225U	104	22298A	105	22312B	106
22216U	104	22226S	104	22298BK	105	22312BK	105
22216W	104	22226U	104	22298BU	105	22312BU	105
22217A	104	22227	103	22298C	105	22312C	105
22217BK	104	22230	103	22298PN	105	22312N	103
22217N	104	22231	103	22298S	106	22312P	103
22217S	104	22232	103	22298SN	105	22312PN	105
22217SN	104	22233	103	22299A	105	22312S	106
22217U	104	22234	103	22299B	106	22312SN	105
22217W	104	22235	103	22299BK	105	22312U	103
22218A	104	22236	103	22299BU	105	22313	103
22218BK	104	22237	103	22299C	105	22314	103
22218N	104	22238	103	22299PN	105	22315	103
22218S	104	22239	103	22299S	106	22315A	105
22218SN	104	22240	103	22299SN	105	22315C	105
22218U	104	22241	103	22300A	105	22315PN	105

ITEM NO. / PAGE NO. INDEX

ITEM NO.	PAGE NO.	ITEM NO.	PAGE NO.	ITEM NO.	PAGE NO.	ITEM NO.	PAGE NO.
22315S	106	22332P	103	22345	99	22390L12	103
22315SN	105	22332PN	105	22346	103	22390L125	103
22316	103	22332S	106	22346A	105	22390L13	103
22317	103	22332SN	105	22346BK	105	22390L135	103
22317A	105	22332U	103	22346BU	105	22390L14	103
22317BK	105	22333	103	22346C	105	22390L145	103
22317BU	105	22334	103	22346PN	105	22390L15	103
22317C	105	22336	103	22346S	106	22390L155	103
22317N	103	22337	103	22346SN	105	22390L16	103
22317P	103	22337A	105	22347	103	22390L165	103
22317PN	105	22337BK	105	22348	103	22390L17	103
22317S	106	22337BU	105	22348A	105	22390L175	103
22317SN	105	22337C	105	22348BK	105	22390L18	103, 104
22317U	103	22337N	103	22348BU	105	22390L185	103, 104
22318	103	22337P	103	22348C	105	22390L19	103, 104
22319	103	22337PN	105	22348PN	105	22390L195	103, 104
22319A	105	22337S	106	22348S	106	22390L20	103, 104
22319C	105	22337SN	105	22348SN	105	22390L21	103, 104
22319PN	105	22337U	103	22349	103	22390L22	103, 104
22319S	106	22338	103	22350	103	22390L23	103, 104
22319SN	105	22339	103	22351	103	22390L24	103, 104
22320	103	22339N	103	22352	103	22390L30	103, 104
22321	103	22339N20	103	22353	103	22390L48	103, 104
22322	103	22339N21	103	22354	103	22390L85	103
22323	103	22339N22	103	22355	103	22390L9	103
22323A	105	22339N23	103	22356	103	22390L95	103
22323B	106	22339N24	103	22357	103	22393	103
22323BK	105	22339P	103	22358	103	22395	104
22323BU	105	22339P20	103	22359	99	22400	95, 104
22323C	105	22339P21	103	22360	103	22401	104
22323N	103	22339P22	103	22361	103	22414	95, 104
22323P	103	22339P23	103	22362	103	22452	95, 104
22323PN	105	22339P24	103	22363	103	22490S	70
22323S	106	22340	103	22364	103	22491S	70
22323SN	105	22340A	105	22365	103	22499	70
22323U	103	22340BK	105	22366	103	22499A	70
22324	103	22340BU	105	22367	103	22499N	70
22325	103	22340C	105	22368	103	22499S	70
22326	103	22340PN	105	22369	103	22500	70
22327	103	22340S	106	22370	103	22500A	70
22328	103	22340SN	105	22371	103	22500N	70
22328A	105	22341	103	22372	103	22500S	70
22328BK	105	22342	103	22373	103	22501	70
22328BU	105	22342A	105	22374	103	22501A	70
22328C	105	22342BK	105	22375	103	22501N	70
22328N	103	22342BU	105	22376	103	22501S	70
22328P	103	22342C	105	22377	103	22502	70
22328PN	105	22342PN	105	22378	103	22502A	70
22328S	106	22342S	106	22379	103	22502N	70
22328SN	105	22342SN	105	22380	104	22502S	70
22328U	103	22343	99	22380L48	104	22503	70
22329	103	22344	99	22381	103	22503A	70
22330	103	22344A	105	22383	104	22503N	70
22331	103	22344BK	105	22385	104	22503S	70
22332	103	22344BU	105	22387	104	22504	70, 156
22332A	105	22344C	105	22390	103, 104	22504A	70
22332BK	105	22344N	99	22390L10	103	22504N	70
22332BU	105	22344PN	105	22390L105	103	22504S	70
22332C	105	22344S	106	22390L11	103	22505	70
22332N	103	22344SN	105	22390L115	103	22505A	70

ITEM NO. / PAGE NO. INDEX

ITEM NO.	PAGE NO.	ITEM NO.	PAGE NO.	ITEM NO.	PAGE NO.	ITEM NO.	PAGE NO.
22505N	70	22530	71	22602A	73	22615N	73
22505S	70	22530U	71	22602C	73, 255	22615U	73
22506	70	22531	71	22602N	73	22616	73
22506A	70	22531U	71	22602U	73	22616U	73
22506N	70	22532	71	22603	73	22617	73
22506S	70	22532U	71	22603A	73	22617U	73
22507	70, 156	22533	71	22603C	73, 255	22618	73
22507A	70	22533U	71	22603N	73	22618U	73
22507N	70	22534	71	22603U	73	22619	73
22507S	70	22534N	71	22604	73	22619U	73
22508	70, 156	22535	71	22604A	73	22623B	179
22508N	70	22535U	71	22604N	73	22623U	179
22508S	70	22536U	71	22604U	73	22625U	73
22509	70, 156	22538U	71	22605	73	22626U	73
22509A	70	22539U	71	22605A	73	22627	78, 179
22509N	70	22540U	71	22605C	255	22627B	78, 179
22509S	70	22541U	71	22605C	73	22627U	73
22511	70	22542U	71	22605N	73	22628U	73
22511S	70	22543U	71	22605U	73	22629U	73
22513	70	22544U	71	22606	73	22630	73
22513S	70	22545U	71	22606A	73	22631	73
22514	70	22546U	71	22606N	73	22632	73
22514S	70	22547U	71	22606U	73	22633	73
22515	70	22548U	71	22607	73	22634	73
22515S	70	22549U	71	22607A	73	22635	73
22517	70	22550U	72	22607C	73, 255	22636	73
22517S	70	22552U	72	22607N	73	22637	73
22519	71	22553U	71	22607U	73	22638	73
22519A	71	22554U	71	22608	73	22639	73
22519N	71	22555	71	22608A	73	22640	73
22519U	71	22556	71	22608N	73	22641	73
22520	71	22557	71	22608U	73	22642	73
22520A	71	22558U	71	22609	73	22643	73
22520N	71	22559U	70	22609A	73	22644	73
22520U	71	22560U	70	22609C	73, 255	22645	73
22521	71	22561U	70	22609N	73	22646	73
22521A	71	22562U	70	22609U	73	22647	73
22521N	71	22563U	70	22610	73	22648	73
22521U	71	22564U	70	22610A	73	22649	73
22522	71	22565U	71	22610N	73	22650N	73
22522A	71	22566U	71	22610U	73	22650U	73
22522N	71	22570N	71	22611	73	22651N	73
22522U	71	22570U	71	22611A	73	22651U	73
22523	71	22571U	71	22611C	73, 255	22652N	73
22523A	71	22572U	71	22611N	73	22652U	73
22523N	71	22573U	71	22611U	73	22653N	73
22523U	71	22574U	71	22612	73	22653U	73
22524	71	22575N	72, 159	22612A	73	22654N	73
22524A	71	22575U	72, 159	22612N	73	22654U	73
22524N	71	22600	73	22612U	73	22660	72
22524U	71	22600A	73	22613	73	22660N	72
22525A	71	22600N	73	22613A	73	22660SB	72
22525N	71	22600U	73	22613N	73	22660SN	72
22525U	71	22601	73	22613U	73	22660U	72
22526A	71	22601A	73	22614	73	22661	72
22526N	71	22601C	255	22614A	73	22661N	72
22526U	71	22601C	73	22614N	73	22661SB	72
22527	71	22601N	73	22614U	73	22661SN	72
22528	71	22601U	73	22615	73	22661U	72
22529	71	22602	73	22615A	73	22662	72

ITEM NO. / PAGE NO. INDEX

ITEM NO.	PAGE NO.	ITEM NO.	PAGE NO.	ITEM NO.	PAGE NO.	ITEM NO.	PAGE NO.
22662N	72	22878	63, 205, 272	26902G	62, 99	26943B	59
22662SB	72	22879	64	26903	99, 259	26943BK	59
22662SN	72	22880	64	26903N	99, 259	26943C	59
22662U	72	22881	64	26904	62, 99, 259	26943N	59
22663	72	22882	64	26905	62, 99, 259	26943SN	59
22663N	72	22883	64	26906	62, 99, 259	26943U	59
22663SB	72	22884	63	26907	62, 99, 259	26943W	59
22663SN	72	22885	63	26909	99, 259	26945	60
22663U	72	22886	63	26910	62, 99, 259	26945A	60
22664	72	22887	64	26911	62, 99, 259	26945BK	60
22664N	72	22890	64	26912	62	26945N	60
22664SB	72	22891	63	26913	62	26945SN	60
22664SN	72	22892	64	26914	62, 99, 259	26946	62, 99
22664U	72	22893	63	26915	60	26947	62
22665	72	22894	63	26916	60	26950BK	61, 115
22665N	72	22900	63	26917	62	26950BL	61, 115
22665SB	72	22901	63	26918	62, 99	26950C	61, 115
22665SN	72	22910	63	26919	60	26950N	61, 115
22665U	72	22911	63	26920	60	26950SN	61, 115
22666	72	22913	64	26921	60	26950U	61, 115
22666N	72	22914	64	26922	60	26950W	61, 115
22666SB	72	22915	64	26923	60	26951BK	62, 116
22666SN	72	22916	64	26924	60	26951BL	62, 116
22666U	72	22917	64	26925	60	26951C	62, 116
22667U	72	22918	63	26926	62	26951N	62, 116
22700	67	22919	63	26927	62, 99	26951SN	62, 116
22701	69	22920	64	26928	62	26951U	62, 116
22701N	69	22921	64	26929A	59	26951W	62, 116
22702	69	22922	63	26929B	59	26952BK	61, 116
22702N	69	22923	63	26929BK	59	26952SN	61, 116
22703	69	22924	63	26929C	59	26952U	61, 116
22704	63, 65	22925	64	26929N	59	26952W	61, 116
22705	69	22926	63	26929SN	59	29800	279
22720	69	22927	64	26929U	59	29801A	279
22720N	69	22929U	149, 152	26929W	59	29804	279
22721	69	22930	152	26930	59	29806	279
22721N	69	22932	152	26930A	59	29807	279
22722	69	22934	152	26930BK	59	29910	263
22723	69	22935U	141	26930C	59	29911	263
22724	69	22937U	141	26930N	59	29911S	262
22725	69	23900	259	26930SN	59	29912	263
22727	69	23902	259	26930W	59, 60	29912S	262
22728	69	23903	259	26931	61, 115	29913	263
22729	69	23904	259	26931A	61, 115	29914	263
22730	69	23905	259	26931BK	61, 115	29914S	262
22731	69	23906	259	26931C	61, 115	29915	263
22732	69	23908	259	26931N	61, 115	29916	263
22733	69	26700	69	26931SN	61, 115	29916S	262
22734	69	26701	69	26932	60	29917	263
22735	69	26702	69	26933	60	29918	263
22736	69	26703	69	26934	62	29918S	262
22737	69	26704	69	26935	62	29919	263
22804	279	26705	69	26936	62	29919S	262
22805	279	26707	69	26937	60	29920	262
22805N	279	26720	69	26938	60	29923	262, 263
22870	64	26721	69	26939	60	29924	262
22871	64	26722	69	26940	62	29925	262
22873	64	26900	62, 99, 259	26941	60	29926	262
22876	64	26901	62, 99, 259	26942	60	29927	262
22877	64	26902	62, 99	26943A	59	29928	262

ITEM NO. / PAGE NO. INDEX

ITEM NO.	PAGE NO.	ITEM NO.	PAGE NO.	ITEM NO.	PAGE NO.	ITEM NO.	PAGE NO.
29930	262	30336	270	30551P7	268	30555N12	266
29930C	263	30337	270	30551P8	268	30555N8	266
29931	262	30338	270	30551P9	268	30555N9	266
29931C	263	30340	270	30551PA	269	30555P10	266
29932	262	30341	270	30552A10	268	30555P11	266
29932C	263	30342	270	30552A6	268	30555P12	266
29933	262	30343	267	30552A7	268	30555P8	266
29933C	263	30344	267	30552A8	268	30555P9	266
29934	262	30345	267	30552A9	268	30556A	270
30200	265	30346	267	30552B10	268	30556N	270
30201	265	30347	267	30552B6	268	30556P	270
30202	265	30348	267	30552B7	268	30557A10	269
30203	265	30348	267	30552B8	268	30557A6	269
30204	265	30350	270	30552B9	268	30557A7	269
30204B	265	30350BK	270	30552N10	268	30557A8	269
30205	265	30350G	270	30552N6	268	30557A9	269
30206	265	30350SV	270	30552N7	268	30557B10	269
30207	265	30350WV	270	30552N8	268	30557B6	269
30208	265	30351	270	30552N9	268	30557B7	269
30209	265	30352	270	30552P10	268	30557B8	269
30211	265	30355	267	30552P6	268	30557B9	269
30212	265	30356	267	30552P7	268	30557N10	269
30213	265	30357	267	30552P8	268	30557N6	269
30219	265	30358	267	30552P9	268	30557N7	269
30241	280	30359	267	30553A	270	30557N8	269
30242	280	30375	270	30553B	270	30557N9	269
30243	280	30376	270	30553F10	267	30557P10	269
30244	280	30377	270	30553F6	267	30557P6	269
30245	280	30378	270	30553F7	267	30557P7	269
30246	280	30380	267	30553F8	267	30557P8	269
30255	266	30381	267	30553F9	267	30557P9	269
30255H	266	30382	267	30553N	270	30558	271
30256	266	30383	267	30553P	270	30559	271
30256H	266	30390	267	30554A10	268	30561	273
30257	266	30391	267	30554A6	268	30562	273
30257H	266	30392	267	30554A7	268	30566B	271
30266	266	30393	267	30554A8	268	30566G	271
30267	266	30405	270	30554A9	268	30566S	271
30268	266	30406	270	30554N10	268	30566W	271
30269	266	30410	270	30554N6	268	40100	3
30270	266	30411	270	30554N7	268	40101	3
30271	266	30550A	273	30554N8	268	40102N	1
30280	267	30550P	273	30554N9	268	40104	3
30281	267	30551A10	268	30554P10	268	40104N	2
30282	267	30551A6	268	30554P6	268	40105	2
30282	267	30551A7	268	30554P7	268	40106	3
30286	261	30551A8	268	30554P8	268	40106N	1
30286A	261	30551A9	268	30554P9	268	40107	3
30290	266	30551AA	269	30555A10	266	40107N	1
30291	266	30551B10	268	30555A11	266	40108	3
30292	266	30551B6	268	30555A12	266	40109	1
30293	266	30551B7	268	30555A8	266	40112	20
30294	266	30551B8	268	30555A9	266	40116	20
30295	266	30551B9	268	30555B10	266	40118	20
30296	267	30551N10	268	30555B11	266	40119	20
30297	267	30551N6	268	30555B12	266	40120	2
30298	267	30551N7	268	30555B8	266	40121B	43
30299	267	30551N8	268	30555B9	266	40121W	43
30333	270	30551N9	268	30555N10	266	40122	48
30334	270	30551P10	268	30555N11	266	40123	48
30335	270	30551P6	268				

ITEM NO. / PAGE NO. INDEX

ITEM NO.	PAGE NO.	ITEM NO.	PAGE NO.	ITEM NO.	PAGE NO.	ITEM NO.	PAGE NO.
40124	48	40297A	4	40316	25	46622	54
40126	48	40297BK	4	40318	25	46623	54
40131	1	40298	17	40319	19, 42	46626	53
40131N	1	40298N	17	40320	19	46626C	53
40132	1	40298SG	18	40321	19	46627	53
40132G	1	40298SN	18	40322	19	46627C	53
40136	2	40299	17	40323	19	46628	53
40136G	2	40299A	17	40324	19	46628C	53
40137	2	40299N	17	40325	19	46630	57
40138	3	40299SG	18	40326	19	46630F	57
40139	1	40299SN	18	40327	16, 19	46630L100	57
40139G	1	40300	16	40330	19	46631	57
40140	1	40300F	16	40341	19, 28	46631F	57
40140G	1	40300G	16	40400i	47	46631L100	57
40141	3	40300Gi	18	40400N	47	46632	57
40143	1	40300i	17	40401	47	46632F	57
40144	1	40300M	16	40401N	47	46632L100	57
40144G	1	40300N	16	40402i	47	46633AG	57
40150	48	40300Ni	17	40402N	47	46633AG100	57
40151	48	40300SNi	18	40403	48	46633AGF	57
40154	48	40301	16	40403W	48	46633BK	57
40155	48	40301Gi	18	40405	48	46633BK100	57
40202G	3	40301SNi	18	40405N	48	46633BKF	57
40250	1	40302	9	40406	47	46633BR	57
40250G	1	40302B	9	40406N	47	46633BR100	57
40251	1	40302N	9	40407	47	46633BRF	57
40251G	1	40303	16	40407N	47	46633G	57
40252	1	40303G	16	40408	47	46633G100	57
40252G	1	40303Ni	17	40408N	47	46633GF	57
40253	1	40303SGi	18	40409	47	46633LBR	57
40253G	1	40303SNi	18	40409N	47	46633LBR100	57
40254	2	40304	25	40410	48	46633LBRF	57
40254G	2	40305	25	40411	48	46633W	57
40262	24	40306	25	40411N	48	46633W100	57
40262R	24	40307	16	40412	48	46633WV	57
40263	24	40307N	16	40415	45	46634	57
40264	24	40308	16	40416	45	46634F	57
40264R	24	40308G	16	46600	53	46634L100	57
40265	24	40308Gi	18	46601	53	46635	58
40265R	24	40308i	17	46602	53	46635F	58
40266	24	40308Ni	17	46603	53	46636	58
40266R	24	40308SNi	18	46604	53	46636F	58
40278	25	40309	16	46605	53	46637	58
40280	40	40309G	16	46605MG	53	46637F	58
40282	25	40309i	17	46606	53	46638	58
40286	31	40309Ni	17	46608	53	46638F	58
40288	31	40310	16	46609	54	46638L100	58
40289	31	40310i	17	46610	53	46640	53
40290	31	40310N	16	46611	53	46641	53
40291	37	40310Ni	17	46612	53	46642	53
40292	37	40311G	16	46613	53	46643	53
40293	37	40311N	16	46615	53	46644	58
40295	10	40312	16	46616	53	46644F	58
40295A	10	40312N	16	46616C	53	46645	53
40295B	10	40313	16	46617	53	46646	57
40295BK	10	40313i	17	46617C	53	46646F	57
40295C	10	40313Ni	17	46618	53	46646L100	57
40295N	10	40314	16, 110	46618C	53	46647	57
40295SN	10	40314A	16, 110	46620	54	46647F	57
40295U	10	40315	25	46621	54	46647L100	57

ITEM NO. / PAGE NO. INDEX

ITEM NO.	PAGE NO.	ITEM NO.	PAGE NO.	ITEM NO.	PAGE NO.	ITEM NO.	PAGE NO.
46655B	56	46680BP	56	46760	50	46943	52
46655BF	56	46680BPF	56	46761	50	46944	52
46655C	56	46680BW	56	46810	49	46950	51
46655CF	56	46680BWF	56	46811	49	46954	51
46655DB	56	46680RW	56	46812	49	46960	51
46655DBF	56	46680RWF	56	46813	49	46964	51
46655i	56	46680WB	56	46813NL	50	47000	170
46655iF	56	46680WBF	56	46814	49	47001	170
46655S	56	46681	54	46815	49	47001F	170
46655SF	56	46681G	54, 55	46818	49	47002	170
46656BR	56	46682	54	46820	49	47002F	170
46656BRF	56	46689	56	46822	49	47003	170
46656G	56	46689DG	56	46822GT	50	47004	170
46656GF	56	46689DGF	56	46823	49	47004F	170
46656R	56	46689F	56	46824	49	47006	168
46656RF	56	46689G	56	46828	49	47006i	168
46656SB	56	46689GF	56	46830	49	47007i	168
46656SBF	56	46689R	56	46831	49	47008i	168
46656W	56	46689RF	56	46832	49	47009	171
46656WF	56	46689W	56	46833	49	47010	170
46658BT	57	46689WF	56	46834	49	47011	170
46658BTF	57	46697BK	56	46838	49	47013	170
46659J	58	46697BKF	56	46840	49	47014	170
46659JF	58	46700	49	46842	49	47015	170
46660	55	46701	49	46843NL	50	47018	170
46660C	55	46702	49	46844	49	47018F	170
46660L25	55	46703	49	46850	51	47021	170
46661	55	46704	49	46851	51	47022	170
46661C	55	46706	49	46852	51	47023	170
46661L25	55	46707	49	46853	51	47023F	170
46662BK	58	46710	49	46854	51	47024	170
46662CL	58	46711	49	46860	52	47028	169
46662CLF	58	46712	49	46861	52	47030	171
46662P	58	46713	49	46862	52	47031	171
46662PF	58	46714	49	46863	52	47034	39, 171
46662SB	58	46715	49	46864	51	47035	39, 171
46662SBF	58	46716	49	46870	52	47040	169
46662SG	58	46717	49	46874	52	47041	169
46662SGF	58	46718	49	46880	51	47042	169
46662T	58	46719	49	46880L12	51	47045	169
46662TF	58	46720	49	46883	51	47050	170
46663B	54	46721	49	46883L12	51	47066	171
46663B2	54	46722	49	46884	51	47067	171
46663W	54	46723	49	46884L12	51	47068	171
46663W2	54	46724	49	46890	52	47069	171
46664BK	54	46726	49	46893	52	47070	168
46664BR	54	46727	49	46894	52	47071	168
46664G	54	46728	49	46901	50	47072	168
46664S	54	46729	49	46903	50	47073	171
46665B	54	46730	49	46904BK	50, 273	47075	171
46665W	54	46731	49	46904W	50, 273	47076	171
46671	54	46732	49	46911	50	47082	171
46672	54	46733	49	46914	50	47088	166
46677	56	46734	49	46921	50	47089	166
46677F	56	46738	49	46924	50	47094	166
46677L	56	46750	51	46930	52	47095	170
46679BB	56	46751	51	46933	52	47096	170
46679BBF	56	46752	51	46934	52	47097	170
46680BG	56	46753	51	46940	52	47099	170
46680BGF	56	46754	51	46942	52	47100	170

ITEM NO. / PAGE NO. INDEX

ITEM NO.	PAGE NO.	ITEM NO.	PAGE NO.	ITEM NO.	PAGE NO.	ITEM NO.	PAGE NO.
47102	168	47209	167	47635L42	36	47695	25
47103	168	47210	167	47636	36	47696	25
47105	166	47248	171	47637	37	47697	25
47107	166	47250	171	47638	37	47698	25
47108	166	47251	172	47639	37	47699	25
47109	166	47260	173	47640	37	47700	24
47110	166	47261	173	47642	13	47701	26
47111	166	47262	173	47643	4	47702	26
47112	166	47263	173	47643A	4	47703	26
47113	166	47264	173	47643B	4	47704	26
47114	166	47270	172	47643N	4	47705	31
47115	166	47271	172	47644	4	47706	37
47120	39, 171	47272	172	47644A	4	47707	32
47122	39, 171	47273	172	47644B	4	47708	32
47123	39, 171	47290	173	47644N	4	47709	32
47124	39, 171	47291	173	47645	40	47710	30
47126	39, 171	47292	173	47646	36	47711	30
47127	39, 171	47294	173	47647	36	47712	27
47128	39, 171	47295	172	47648	36	47713	32
47130	169	47296	172	47651	31	47714	29
47132	169	47297	172	47652	25	47714BG	29
47133	169	47300	172	47652L24	25	47714BG12	29
47134	169	47301	172	47652L36	25	47714BG36	29
47135	169	47302	173	47657	28	47715	32
47136	169	47303	173	47660	10	47715L12	32
47137	169	47304	173	47660A	10	47716	28
47138	169	47315	172	47661	9	47716L42	28
47139	169	47316	172	47661A	9	47717	32
47140	169	47317	172	47661B	9	47718	32
47142	170	47318	173	47661BK	9	47719	30
47143	170	47319	173	47661N	9	47720	30
47145	167	47322	172	47661U	9	47723	29
47146	167	47325	173	47662	9	47724	23
47148	171	47328	168	47667	6	47724P	31
47152	167	47330	172	47667A	6	47725	34
47153	167	47331	172	47667B	6	47726	35
47154	167	47332	168	47667BK	6	47727	25
47155	167	47333	168	47667N	6	47728A	4
47156	167	47334	168	47667U	6	47728BK	4
47172	166	47335	173	47668	13	47728N	4
47173	166	47608	33	47668N	13	47729A	4
47174	166	47610B	33	47669A	13	47729BK	4
47177	166	47610W	33	47671	23	47729N	4
47180	168	47612	40	47672	23	47730A	4
47181	168	47613	40	47673	23	47730BK	4
47182	168	47617	40	47674	23	47730N	4
47185	39, 171	47618	40	47675	23	47731A	4
47186	39, 171	47619	40	47676	23	47731BK	4
47189	170	47623	40	47677	23	47731N	4
47190	170	47624	40	47678	23	47732	40
47191F	170	47625	40	47679	23	47733	40
47192	169	47626	37	47680	23	47734	40
47194	169	47627	35	47682	23	47735	40
47195	171	47628	35	47683	23	47740	29
47196	171	47631	35	47684	23	47740L24	29
47197	169	47632	35	47685	23	47740L36	29
47201	167	47633	36	47686	23	47741	29
47202	167	47634	36	47687	23	47742	28
47203	167	47635	36	47690	25	47743	28
47208	167	47635L24	36	47691	25	47744	30

ITEM NO. / PAGE NO. INDEX

ITEM NO.	PAGE NO.	ITEM NO.	PAGE NO.	ITEM NO.	PAGE NO.	ITEM NO.	PAGE NO.
47745	28	48108	31	48243	8	48273U	5
47746	30	48109	33	48243A	8	48274	5
47747	24	48110i	14	48243B	8	48274A	5
47747	31	48111i	14	48243BK	8	48274B	5
47748	28	48112i	14	48243N	8	48274N	5
47749	28	48113	30	48243SB	8	48274SB	5
47749L24	28	48113i	30	48243SN	8	48274U	5
47749L36	28	48117	28	48243U	8	48280	7
47749L48	28	48118	30	48243V	8	48280A	7
47750	29	48118i	30	48244	8	48280B	7
47751	29	48125	27	48244A	8	48280N	7
47752	31	48126	27	48244N	8	48281	5
47753W	28	48126i	27	48251	8	48281A	5
47754	27	48200	14	48251A	8	48281B	5
47755	27	48201	15	48251N	8	48281N	5
47756	32	48201C	15	48254	11	48285	6
47757	32	48201i	14	48254A	11	48285A	6
47759	34	48201P	14	48254B	11	48285B	6
47760	34	48202	15	48254N	11	48285BK	6
47761	36	48202i	14	48255	10	48285N	6
47761L36	36	48204	15	48255A	10	48286	5
47761L40	36	48204i	14	48255B	10	48286A	5
47761L48	36	48204L	15	48255N	10	48286B	5
47762	36	48206	15	48260	10	48286N	5
47762L40	36	48206i	14	48260A	10	48290	7
47763	36	48207	15	48260B	10	48290A	7
47764	36	48207i	14	48260BK	10	48290B	7
47764L40	36	48207P	14	48260C	10	48290BK	7
47765	34	48208i	14	48260N	10	48290C	7
47766	37	48209	34	48260SN	10	48290N	7
47767	36	48209i	34	48260U	10	48290SN	7
47768	37	48210	15	48261	8	48291	5
47769	37	48210A	14	48261A	8	48291A	5
47770	37	48210i	14	48261B	8	48291B	5
47771	37	48210P	14	48261BK	8	48291BK	5
47772	35	48212i	14	48261N	8	48291N	5
47773	33	48213i	34	48261U	8	48300	24
47775	31	48214	34	48264	11	48301	27
47776	23	48215	35	48264A	11	48302	27
48089	26, 29	48217	34	48264B	11	48303	27
48090	26, 29	48220i	15	48264BK	11	48304	27
48091	26, 29	48221i	15	48264C	11	48310	35
48092	26	48224	15, 44	48264N	11	48310W	36
48093	26, 29	48225i	14	48264U	11	48311	34
48094	26	48226i	14	48270	6	48311W	36
48095	26	48230	34	48270A	6	48312	34
48096	26	48230i	34	48270B	6	48314	36
48097	26, 29	48240	9	48270BK	6	48315	34
48098	26, 29	48240A	9	48270C	6	48316	34
48099	27	48240B	9	48270N	6	48317	35
48100	24	48240BK	9	48272	6	48318	35
48100i	24	48240C	9	48272A	6	48319	35
48101	24	48240N	9	48272B	6	48320	12
48102	33	48240U	9	48272N	6	48320A	12
48104	27	48242	9	48273	5	48320B	12
48104i	27	48242A	9	48273A	5	48320BK	12
48105	27	48242B	9	48273B	5	48320N	12
48105C	27	48242N	9	48273BK	5	48340	12
48107	30	48242SN	9	48273N	5	48340A	12
48107i	30	48242U	9	48273SB	5	48340N	12





ITEM NO. / PAGE NO. INDEX

ITEM NO.	PAGE NO.	ITEM NO.	PAGE NO.	ITEM NO.	PAGE NO.	ITEM NO.	PAGE NO.
4834I	12	48450	46	48508	55	48600N	38
4834IA	12	48451	46	48509	55	48601	38
4834IB	12	48452	46	48510	55	48601A	38
4834IBK	12	48454	46	48511	55	48601N	38
4834IN	12	48460	46	48512	41	48602	38
4834IQC	11, 12	48461	46	48513	41	48604	38
48345	12	48462	46	48514	41	48604N	38
48345A	12	48463	46	48515	41	48700	38
48345B	12	48464B	45	48516	42	48702	38
48345BK	12	48464VW	45	48520	45	48703	38
48345N	12	48465B	46	48521	41	48705	38
48346	13	48465i	46	48524	45	48706	38
48346A	13	48467	43	48525	45	48707	38
48346B	13	48468	43	48528	41	48711	38
48346BK	13	48469	43	48529	41	48713	38
48346N	13	48470	43	48530	41	48717B	38
48346QC	11	48470K	43	48531	41	48717i	38
48347	13	48471	43	48532	41	48719	38
48348	13	48471K	43	48535	42	48726	274
48348A	13	48472	43	48536	41	48727	26
48348B	13	48473BK	44	48537	41	48731A	174
48348BK	13	48473BR	44	48539	42	48731BK	174
48348N	13	48473W	44	48540	42	48731C	174
48349QC	11	48474BK	44	48542	42	48731N	174
48360	39	48474BR	44	48543	42	48731SN	174
48361	39	48474VW	44	48545	42	48731W	174
48362	39	48475	44	48546	42	48732	175
48363	39	48476	44	48550	41	48732A	175
48364	39	48480	288	48551	41	48732BK	175
48365	39	48481	288	48552	41	48732BL	175
48400	46	48482	288	48553	41	48732C	175
48401	46	48483	288	48554	41	48732N	175
48405	46	48485	55	48555B	41	48732S	175
48406	46	48486	55	48555BK	41	48732SB	175
48412	43	48487	55	48555C	41	48732SN	175
48413	43	48488	55	48555i	41	48732U	175
48420	46	48490	55	48555W	41	48732W	175
48421	46	48491	55	48556B	41	48733	174
48422	46	48492	55	48556BK	41	48800	36
48423	46	48497	55	48556C	41	48900	285
48424	46	48498	51	48556i	41	50100	276
48425B	45	48499	55	48556W	41	50101	276
48425BR	45	48500	55	48557B	42	50103	276
48425W	45	48500R100	55	48557BK	42	50105	276
48427B	45	48501	55	48557W	42	50106	276
48427C	45	48501A	55	48558	42	57811	194
48427W	45	48501B	55	48560	41	57948	280
48429	46	48501N	55	48561	41	57949	279
48430	46	48502	285	48562	41	57950	279
48431	46	48502D6	285	48563	41	57951	280
48432	46	48502D8	285	48564	41	57978	194
48433	46	48503	55	48565BK	42	57979	194
48435	46	48503D	55	48565G	42	58100	283
48436	46	48503E	55	48565O	42	58101	283
48437	46	48504	55	48565W	42	58102	283
48438	46	48505	55	48566	41	58103	283
48440	46	48506	55	48567	41	58104	283
48441	46	48506A	55	48573	42	58105	283
48442	46	48506B	55	48600	38	58106	283
48444	46	48507	55	48600A	38	63317	276

ITEM NO. / PAGE NO. INDEX

ITEM NO.	PAGE NO.	ITEM NO.	PAGE NO.	ITEM NO.	PAGE NO.	ITEM NO.	PAGE NO.
63327	276	69450U	247	73612	278	99242	287
63601	277	69451A	247	73613	278	99254	286
69121C	277	69451B	247	73614	278	99256	148, 287
69141A	196, 275	69451N	247	73616	278	99258	287
69141AC	194, 275	69451S	247	73617	278	99259	287
69141B	196, 275	69451SN	247	73621	278	99260	286
69141BL	196, 275	69451U	247	73622	278	99261	286
69141G	196, 275	69452A	247	73623	278	99262	286
69141R	196, 275	69452B	247	73700	243	99263	287
69141SN	196, 275	69452N	247	73801	277	99266	286
69141W	196, 275	69452S	247	73803	277	99267	286
69146	51	69452SN	247	73805	277	99268	286
69147A2	275	69452U	247	73813	277	99269	286
69147A3	275	69509N	242	73818	276	99270	286
69147A4	275	69509U	242	73974	276	99271	286
69147B2	275	69510	242	73975	152	99272	286
69147B3	275	69510A	242	73975	277	99273	286
69147B4	275	69510B	242	73976	152, 277	99274	286
69147P2	275	69510N	242	99049	285	99275	286
69147P3	275	69510S	242	99051	285	99276	286
69147P4	275	69511	242	99052	285	99280	285
69147SN2	275	69850	282	99054	286	99281	285
69147SN3	275	69851	281	99055	286	99282	285
69147SN4	275	69852	281	99056	285	99283	285
69149B	201, 274	69853	281	99057	285	99284	285
69149BK	201, 274	69854	281	99058	285	99285	285
69149W	201, 274	69855	281	99059	285	99288	285
69415A	245	69856	282	99081	286	99320	290
69415B	245	69857	281	99100	288	99320G	290
69415BK	245	69858	281	99101	288	99321	290
69415N	245	69860	282	99102	288	99321G	290
69415SB	245	69861	281	99103	288	99322	290
69415SN	245	69862	281	99104	288	99322G	290
69417A	245	69863	281	99105	288	99323	290
69417B	245	69864	281	99106	288	99323G	290
69417BK	245	69865	282	99107	288	99324	290
69417N	245	69866	281	99108	288	99324G	290
69417SB	245	69867	281	99109	289	99325	290
69417SN	245	69868	281	99110	289	99325G	290
69430	246	69869	281	99111	289	99326	290
69431	246	69870	281	99112	289	99326G	290
69432	246	69871	281	99113	289	99327	290
69434	246	69872	281	99114	289	99327G	290
69434BK	246	69873	281	99115	289	99328	290
69434SB	246	69874	282	99116	289	99328G	290
69434SN	246	69875	282	99117	289	99329	290
69435	246	69876	282	99118	289	99330	290
69436	246	69877	282	99120	286		
69437	246	69878	281	99121	286		
69438	246	69879	282	99122	286		
69440	246	69880	282	99231	286		
69440BK	246	69881	282	99232	286		
69440SB	246	69882	282	99234	287		
69440SN	246	69883	282	99235	287		
69441	246	69884	283	99236	287		
69450A	247	69885	283	99237	287		
69450B	247	69886	283	99238	287		
69450N	247	69887	283	99239	287		
69450S	247	73610	278	99240	287		
69450SN	247	73611	278	99241	287		

Electrical Product Certifications & Descriptions

	<p>The UL Certification Mark for a Listed Product. A product that was produced under Underwriter's Laboratories Listing and Follow-up Service and bears the authorized Listing Mark of U.L. as the manufacturer's declaration that the product complies with Underwriter's Laboratories requirements in accordance with the terms of the Follow-Up agreement.</p>
	<p>The UL Certification Mark for a Listed Product. A product that was produced under Underwriter's Laboratories Listing and Follow-up Service and bears the authorized Listing Mark of U.L. as the manufacturer's declaration that the product complies with Underwriter's Laboratories requirements in accordance with the terms of the Follow-Up agreement.</p>
	<p>The UL Certification Mark for a Listed Product in Canada and United States. A product that was produced under Underwriter's Laboratories Listing and Follow-up Service and bears the authorized Listing Mark of U.L. as the manufacturer's declaration that the product complies with Underwriter's Laboratories requirements in accordance with the terms of the Follow-Up agreement.</p>
	<p>The UL Certification Mark for a Listed Product in Canada and United States. A product that was produced under Underwriter's Laboratories Listing and Follow-up Service and bears the authorized Listing Mark of U.L. as the manufacturer's declaration that the product complies with Underwriter's Laboratories requirements in accordance with the terms of the Follow-Up agreement.</p>
	<p>The Recognized Component Mark for a Recognized Component. A component or a sub-assembly part that is covered under Underwriter's Laboratories Recognition Service and is intended for use in Listed, Classified, or Recognized products. These components may have restrictions on their performance or may be incomplete in construction. Guidelines addressing the suitability of a component when used in an end product are noted in UL's test report as conditions of acceptability.</p>
	<p>The Recognized Component Mark for a Recognized Component in Canada and United States. A component or a sub-assembly part that is covered under Underwriter's Laboratories Recognition Service and is intended for use in Listed, Classified, or Recognized products. These components may have restrictions on their performance or may be incomplete in construction. Guidelines addressing the suitability of a component when used in an end product are noted in UL's test report as conditions of acceptability.</p>
	<p>The CSA Certification Mark for a Certified Product. A product that has been produced under Canadian State Approval and Follow-Up Service and that bears the authorized Certification Mark of C.S.A. as the manufacturer's declaration that the product complies with C.S.A.'s requirements in accordance with the terms of the Follow-Up Service agreement and the CSA mark shows that your products have been certified by an accredited third party lab and have met applicable standards as required by North American law.</p>
	<p>The ETL Mark is proof of product compliance to North American safety standards. •ASME•ASTM•CSA•NFPA•NOM•NSF•UL/ULC</p>
	<p>The ETL Mark is proof of product compliance to North American safety standards. •ASME•ASTM•CSA•NFPA•NOM•NSF•UL/ULC</p>

Regarding Product Certifications and Descriptions:

All U.L., R.U., C.S.A., and ETL marks and accompanying product descriptions were verified prior to catalog publication.

Certifications and descriptions versus the actual product may vary slightly and are subject to change. Before installation, please examine the actual product to assure that it meets your application requirements.

References for Lamp Sockets & Light Bulbs

Commonly Found Sockets, Thread Sizes or Socket Styles:

- B15 – bayonet base – Australia and England
- B22 – bayonet base – Australia and England
- E11 – Mini - Candelabra thread base- Europe
- E12 – Candelabra base thread – North America
- E14 – Small Edison base thread – Europe
- E17 – Intermediate base thread – North America
- E26 – Medium base thread – North America
- E27 – Medium base thread – Europe
- E39 – Mogul base North America
- GU 10 – a base for reflector light bulbs that uses a bayonet mount
- GU24 – a base for CFL light bulbs or LED bulbs that uses a bayonet mount bi-pin connector

References for Lamp Cord and Wiring Diagram

Lamp Cord Acronyms & Explanations:

- SPT cord
- SVT cord
- SJT cord

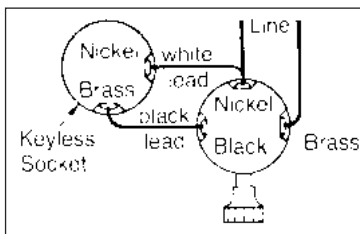
- “S” stands for service, meaning the cord has been rated for 600 volts or less.
- “V” stands for vacuum cord, which references one of the cable type’s common applications. Rated to 300 volts.
- “T” stands for thermoplastic, which refers to the material the cord jacket is made of.
- “J” stands for junior, short for Junior Service, meaning the cord has been rated at 300 volts.

Approximate outside diameter of plastic pulley cord (without cloth cover):

- SVT-2 - .240"
- SVT-3 - .260"
- SJT-2 - .300"
- SJT-3 - .312"

- Our SVT and SJT 2 and 3 plastic pulley cords are lined with fiber stands which helps to improve the cord’s strength, shape and insulation.

Wiring Guidelines for 3-Terminal Socket, and Keyless 3-Way Sockets with 2-circuit switch



Wiring diagram for 3-terminal socket interior (for bottom light)

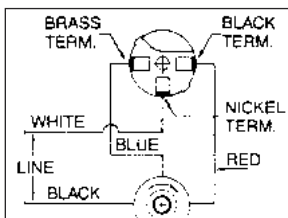


Diagram for wiring keyless 3-way interior and separate 2-circuit switch

THREAD DATA REFERENCE

	Thread Size	Approx. Fraction (Inches)	Exact Dia. (Inches)	Applications
	4-36	3/32	.106 .111	- Socket Turn Knob Thread
	6-32	1/8	.132 .137	- Socket Turn Knob Thread - Mechanical lock-up thread commonly used on lantern assemblies
	8-32	5/32	.158 .163	- Small mechanical lock-up thread commonly used on lantern assemblies and drawer pulls
	10-24 (course thread)	3/16	.184 .189	- 10-24 and 10-32 are mechanical lock-up threads used when 6-32 or 8-32 threads are not strong enough to retain assembly properly. - 10-24 thread is commonly used on hooksets
	10-24 (fine thread)	3/16	.184 .189	
	1/4-20 (course thread)	1/4	.240 .245	- Heavy mechanical lock-up thread (no wire way), commonly used on trophy products, drawer pulls, and giftware assemblies. - 1/4-27 fine thread is used on lamp finials and shade risers
	1/4-27 (fine thread)	1/4	.240 .245	
	1/8 I.P.	3/8	.380 .390	- The most common thread in the lamp and lighting industry, used to create tubular connections that allow electrical wire to pass through
	1/4 I.P.	1/2	.510 .515	- Thread used in applications similar to that of 1/8 I.P. except where extra strength is required for stability or weight (e.g. floor lamps)
	3/8 I.P.	5/8	.648 .658	- Thread used for heavy-duty fixture mounts
	1/2 I.P.	3/4	.75	- Thread used for extra heavy-duty fixture mounts

SPECIAL Purchases, Bulb Sizes, & Kerosene Burner Sizes

Looking for Custom Design Lamp Parts?

We will be happy to quote any lamp related items not found in this catalog. We buy from some of the best manufacturers in the world – both domestic and overseas.

In order to keep tooling and production costs within a reasonable range for you, we suggest minimum quantities as follows;

- Blown Glass – 200 pieces
- Simple design stamped brass – 100 pieces
- Complex design stamped brass – 500 pieces
- Cast and turned brass – 100 pieces
- Cast iron – 500 pieces

Other related items such as socket, cords, candle covers, bulbs, etc. may be readily available upon your request.

By simply providing an original sample or detailed drawing, we will quote the price and guarantee the quality. Turnaround time is usually 90-120 days.

For Custom Design Lamp Parts Call: 1-800-822-3450
- Ask for “Custom Design Purchasing”

Looking for a Common Lamp Part not in our Catalog?

While we stock full and complete lines of parts, we may have left something out. In which case it is our pleasure to locate and quote any lamp part item not in our catalog. There is a \$75.00 minimum per item. Turnaround time is usually a couple of weeks.

Call: 1-800-822-3450

Ask for “Special Orders Purchasing”

Light Bulb Sizes

Medium, Standard, or Edison size light bulbs have a 1" dia. base and are very common.

Intermediate size bulbs have a $\frac{5}{8}$ " diameter base and are for special applications.

Candelabra size bulbs have a $\frac{7}{16}$ " dia. base and are commonly used for chandeliers, wall sconces, night lights, and bottom lights.

Mogul size bulbs have a 1 $\frac{1}{2}$ " dia. base and are used almost exclusively for Torchiere or Reflector-type floor lamps

Kerosene Burner Parts & Sizes

Burner Style	Fits Collar Opening	Approx. Chimney Fitter Size (outside dia.)	Wick Size (Width)
Small Pixie	1 $\frac{3}{16}$ "	1 $\frac{13}{16}$ "	$\frac{1}{8}$ " Round
No. 00 Nutmeg & Acorn	$\frac{5}{8}$ "	1 $\frac{1}{8}$ "	$\frac{3}{8}$ "
Dietz Burner	$\frac{7}{8}$ "	1 $\frac{1}{4}$ "	$\frac{3}{4}$ "
No. 0 Hornet	$\frac{7}{8}$ "	1 $\frac{1}{2}$ " to 1 $\frac{5}{8}$ "	$\frac{1}{2}$ "
No. 0 Eagle Burners	$\frac{7}{8}$ "	2 $\frac{1}{16}$ " to 2 $\frac{1}{8}$ "	$\frac{1}{2}$ "
No. 1 Gem Arctic	$\frac{7}{8}$ "	1 $\frac{1}{2}$ " to 1 $\frac{5}{8}$ "	$\frac{1}{2}$ "
No. 1 Burners	$\frac{7}{8}$ "	2 $\frac{1}{2}$ "	$\frac{5}{8}$ "
No. 2 Brass Plated Burners	1 $\frac{3}{16}$ "	3"	1 $\frac{3}{16}$ "
No. 2 Burners (Queen & Eagle)	1 $\frac{3}{16}$ "	3"	1"
No. 3 Burners	1 $\frac{3}{4}$ "	3"	1 $\frac{1}{2}$ "
Vapor Burner	N/A	N/A	$\frac{7}{8}$ "
Pixie & Japanese Burners	$\frac{7}{8}$ "	1 $\frac{1}{4}$ "	N/A
No. 6 Kosmos Burners	3 $\frac{1}{32}$ "	1 $\frac{15}{16}$ "	1 $\frac{3}{8}$ "
No. 8 Kosmos Burners	1 $\frac{1}{16}$ "	1 $\frac{7}{16}$ "	1 $\frac{5}{8}$ "
No. 10 Kosmos Burners	1 $\frac{1}{4}$ "	1 $\frac{9}{16}$ "	1 $\frac{15}{16}$ "
Various European Burners	N/A	1 $\frac{7}{8}$ "	N/A
No. 14 Kosmos	1 $\frac{1}{2}$ "	2" to 2 $\frac{1}{16}$ "	2 $\frac{9}{16}$ "
No. 15 Matador	1 $\frac{1}{2}$ "	2" to 2 $\frac{1}{16}$ "	N/A
English Duplex & Success	1 $\frac{1}{2}$ "	2 $\frac{1}{2}$ "	1 $\frac{1}{16}$ "
Rayo Burners	2 $\frac{1}{4}$ "	2 $\frac{5}{8}$ "	2 $\frac{1}{2}$ "
Central Draft Burners	2 $\frac{3}{8}$ "	2 $\frac{5}{8}$ "	2 $\frac{1}{2}$ "
Aladdin® Size Burners	2 $\frac{1}{8}$ "	2 $\frac{5}{8}$ "	1 $\frac{1}{8}$ "

OUR HISTORY

Our business was founded in the early 1950's in my parents' backyard workshop. In those days my father and mother, Lawson and Pauline (see photo), and I were antique dealers. We made frequent trips in our truck from our home in Tennessee to the far away states of Pennsylvania, Indiana, Ohio, New York, and "New England" to buy antiques for resale. Times were quite different then than they are now. There were no Interstates, and very few motels or restaurants along our route. We often stayed in the homes of our dealer friends who lived along the highways and byways of post WWII America. One question that seemed to come up frequently in conversation with dealer friends was "do you know where we can buy parts to restore our antique lamps"? Eventually, we got the idea that there could be a business in lamp restoration.



Left to right: Pauline, Lawson, Bobby, and Paul - Barren Fork River, 1944

In the early 1950's, electricity was finally becoming available to some farming communities. Folks would bring in their old kerosene lamps and ask us to convert them to electric lamps. Soon people began to ask for other types of replacement parts for their old lamps such as shades and chimney glass. Before long we had developed a small line of products centered on the repair and restoration of early lamps and fixtures.

In early 1954, my parents bought 12 acres of land in the edge of McMinnville and set up B&P Lamp Supply Company's business site. Later the same year we put together our first catalog of replacement parts for lamps. For the first ten years we reinvested our profits in the business. From our early humble beginning we have grown from 2,500 sq. ft. to 150,000 sq. ft. and have the most extensive, complete line of quality restoration parts for lamps in America.

Our replicas of antique lamps are unsurpassed in detail and quality. Many of our lamps and components are being used in both movies and T.V. productions. Like good "Tennessee" whiskey we seem to have gotten better with age. Through modern communications, and travel we have developed worldwide sources who are "master craftsmen" in a dozen different fields. ~Paul O. Barnes

SENSATIONAL Lamp Parts Catalogs From B & P Lamp Supply



89004 - B & P's *Fabric Shades and Custom Lighting Parts Catalog* features our industry's best Tailor-Made Lampshades™ line of fabric shades that defines quality and value for replacement shades in North America. This catalog also has our beautiful line of Mica Shades, and our value-oriented Essential Shades™ fabric shades. Need to stock lamp finials or harps? B & P's finial and harp selections have been updated and features new Acrylic Finials, and many new finishes and great pricing in lamp harps.

89001 -

B & P's *Lamp Glass Catalog* offers an amazing selection of replacement glass lamp shades, including shades for gas and electric fixtures, early American table and hanging lamps, art glass for early electric styles, and replacement glass for torchiere, chandelier, and kerosene style lighting. Also, our glass chimneys are the best quality available with choices of over 90 different sizes.



89002 -

B & P's *Hardware & Electrical Catalog* is loaded with lamp parts for expert repair, restoration, and manufacturing projects that are not available from other suppliers. Our selection in lamp sockets, lamp cord, and brass hardware is geared toward updated tastes in lighting styles. In addition, our line of candle covers, lamp chain, and new acrylic lamp bases and lamp breaks will give you a myriad of options in support of your custom design ideas.



- shell sockets - candle covers - phenolic sockets - porcelain sockets - candelabra sockets - socket adaptors - switches, dimmers & controls

balls - couplings & bushings - arm ends, arm backs & elbows - cluster & lamp bodies - swivels, swing units & hang straights - loops, hooks - halogen, LED, G9 sockets - plugs - screws & caps

- dimmers & controls - wire: spool and & cord sets - crossbars, hickies & flanges - screws - washers - seating rings, check plates & vase caps - necks, spindles & spacers - couplings & bushings -



Serving the Lighting Industry for over 65 years. Guaranteed Quality Lamp Parts!



- necks & spindles - harps, shade adapters & diffusers - lamp finials - reducers, pipe bushing - arms